


Industrial Relay Type RCI Monostable



- 8 or 11- pin socket mounting
- 2 or 3 change over contacts
- 10A maximum switching current
- 250 VAC/VDC maximum switching voltage
- AC coils 12 ~ 240 VAC
- DC coils 12 ~ 110VDC
- Electrical life of 100,000 cycles
- Mechanical life of 10,000,000 cycles
- DIN sockets with two terminal layout options
- Standard indicating LED, push arm and test flag
- UL, CSA, CE, ROHS approvals

Product Description

The RCI is an industrial relay available in 2 or 3 change over contacts that can be used in a wide range of applications. It is

Ordering Key

RCI 003 A 24V

Type _____
 Contact Code _____
 Coil Type _____
 Coil Voltage _____

Product Selection



Type Selection

Type	Contact Code	Coil Type	Coil Voltage
RCI	002 - DPDT	A - AC	12V, 24V, 48V, 120V, 240V AC
	003 - 3PDT	D - DC	5V, 6V, 12V, 24V, 48V, 110V DC

Product Selection

Part Number	Contact Code	Coil voltage	Stock Code
RCI002A12V	DPDT 2 change over contacts, 8-pins	12 VAC	D
RCI002A24V		24 VAC	A
RCI002A48V		48 VAC	D
RCI002A120V		120 VAC	A
RCI002A240V		240 VAC	A
RCI002D5V		5 VDC	A
RCI002D6V		6 VDC	D
RCI002D12V		12 VDC	A
RCI002D24V		24 VDC	A
RCI002D48V		48VDC	D
RCI002D110V	110 VDC	D	

Part Number	Contact Code	Coil voltage	Stock Code
RCI003A12V	3PDT 3 change over contacts, 11-pins	12 VAC	D
RCI003A24V		24 VAC	A
RCI003A48V		48 VAC	D
RCI003A120V		120 VAC	A
RCI003A240V		240 VAC	A
RCI003D5V		5 VDC	A
RCI003D6V		6 VDC	D
RCI003D12V		12 VDC	A
RCI003D24V		24 VDC	A
RCI003D48V		48VDC	D
RCI003D110V	110 VDC	D	

Contact Characteristics

Arrangement:	DPDT, 3PDT
Contact Rating:	10A 250VAC/30VDC
Hp rating at 240VAC	1/3 Hp
Maximum Switching Voltage:	250VAC / 30VDC
Minimum Switching Current:	100mA 5VDC

Material :	AgSnO2
Contact Resistance:	≤ 100 mOhms (at 6 VDC 1A)
Reaction Time to Close:	≤ 20ms
Reaction Time to Open:	≤ 20ms
Electrical Life:	100,000 cycles (1800 per hour)
Mechanical Life	10,000,000 cycles (18,000 per hour)

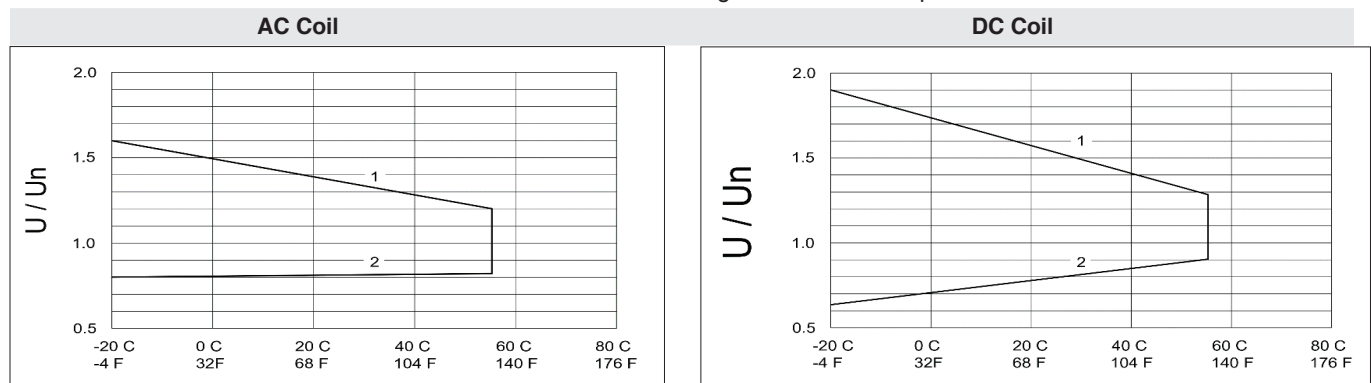
Industrial Relay Type RCI Monostable



Coil Characteristics

AC Coil						DC Coil					
Coil Code	Nominal Voltage	Pick-up at +23°C		Coil Resistance $\Omega \pm 10\%$	Coil Power VA	Coil Code	Nominal Voltage	Pick-up at +23°C		Coil Resistance $\Omega \pm 10\%$	Coil Power VA
		\geq VAC	\leq VAC					\geq VAC	\leq VAC		
12V	12V	80%	30%	18	aprox. 2.8	5V	5V	80% 10%		15.6	aprox. 1.6
24V	24V			72		6V	6V			22.5	
48V	48V			288		12V	12V			90	
120V	110/120V			1650		24V	24V			360	
240V	220/240V			6800		48V	48V			1440	
			110V	110V	7000						

Minimum and Maximum Coil Voltage vs Ambient Temperature



- 1- Maximum coil voltage vs. temperature
- 2- Minimum coil voltage vs. temperature

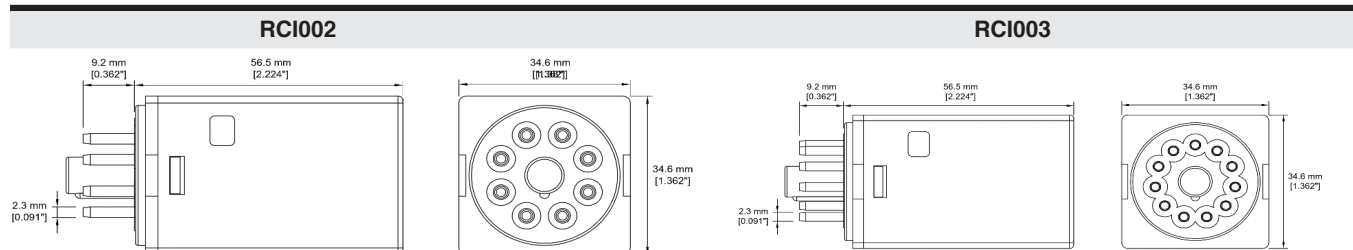
Insulation

Between Open Contacts (1mA leakage)	≥ 1000 VAC for 1 minute ≥ 1200 VAC for 1 second
Between Contact and Coil and	≥ 1500 VAC for 1 minute
Contact to Contact (1mA leakage)	≥ 1700 VAC for 1 second

Environmental Specifications

Operational Temperature	-40°C ~ +55°C
Operational Humidity	35% ~ 85%
Storage Temperature	-40°C ~ +55°C
Storage Humidity	20% ~ 85%

Dimensions



Diagram

