

# PCB Accessories

## 96-Pin DIN Connectors



Style 1




Style 2




Style 3



Style 4



Style 5



RE96FABG

For automatic daisy chaining of VME and VXI backplanes. Eliminates the need for manual jumpering. Pin entry acts like a switch which is activated and closed during insertion. No other moving parts required. Same MTBF as other types. Requires special EPT installation tooling.

Connectors

### 96-Pin DIN Connectors

#### Specifications: Class 2 (DIN 41612)

- Insulating Material:** Glass-Filled Polycarbonate or polyester sulphone
- Contact Material:** Copper Alloy
- Contact Plating:\*** .000010" gold over .000050" nickel
- Contact Tail:** Ni/Gold .000010"
- Current Rating:** 2.5A at 20°C;  
1A at 70°C
- Operating Voltage:** 300V AC
- Test Voltage:** 1000V AC
- Contact Resistance:** 30 m Ohms max. @ 100mA DC
- Insulator Resistance:** 1000M Ohms min. @ 500 VDC
- Temperature Range:** -55°C to + 125°C
- Insertion Force:** <90 < 20 Lbs.
- Insertion Cycles:** 400

\* Other gold plating specs available;  
64-pin connectors (A & C rows) available upon request.

#### Standard VME Bus Signals J1 Switched Pins

- IACK IN - IACK OUT                   a 21-22
- BG 0 IN - BG 0 OUT                   b 4-5
- BG1 IN - BG 0 OUT                   b 6-7
- BG 2 IN - BG 2 OUT                   b 8-9
- BG 3 IN BG 3 OUT                   b 10-11

#### Ordering Information

Part No.	Style #	M/F	Contact Length	Type
RE96FSR	4	F	0.087"	Solder Tail, Right Angle
RE96MSD	5	M	0.157"	Solder Tail
RE96MSR-062	1	M	0.087"	Solder Tail, Right Angle
RE96MSR-125	1	M	0.174"	Solder Tail, Right Angle
RE96FW	2	F	0.54"	Wire-Wrap
RE96FWR	4	F	0.2"	Wire-Wrap, Right Angle
RE96MW	5	M	0.54"	Wire-Wrap
RE96FABG	3	F		Auto Bus Grant
RE96FSD	2	F	0.157"	Solder Tail
RE96FSP	3	F	0.208"	Pressfit Solder Tail
RE96FWP	3	F	0.670"	Pressfit Wire-Wrap
RE96MWR	1	M	0.505"	Wire-Wrap, Right Angle
79900003	N/A	F	N/A	Shroud for press-fit wire wrap connectors

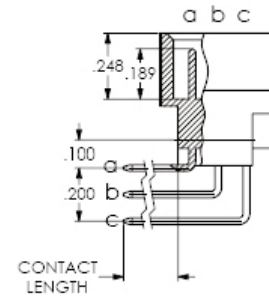
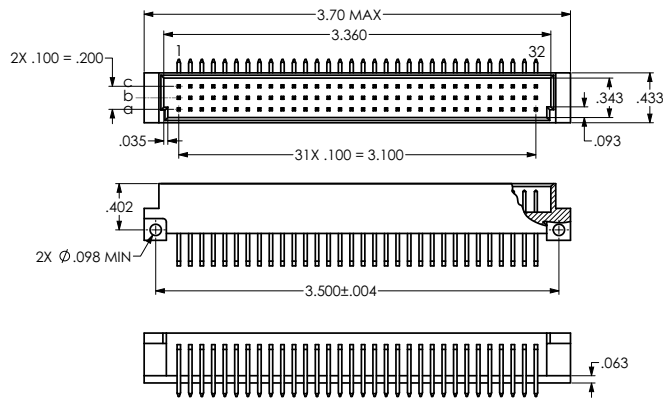


79900003

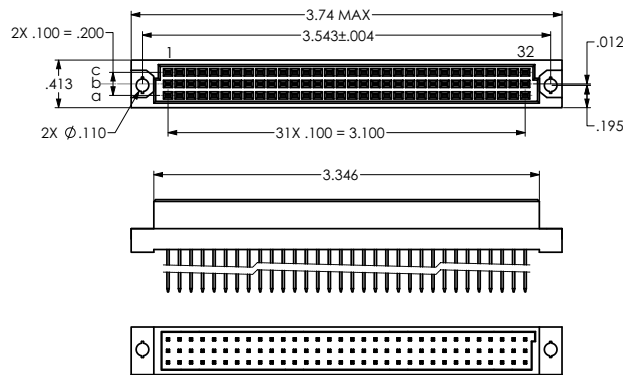
Shroud for press-fit wire wrap connectors



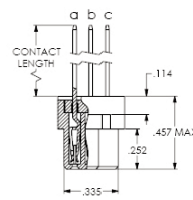
**Style 1**



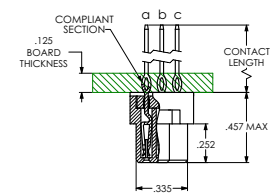
**Style 2 & 3**



**Style 2**

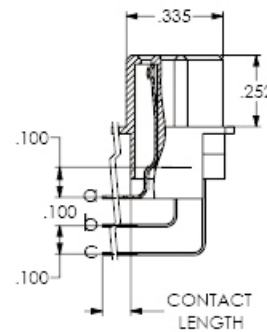
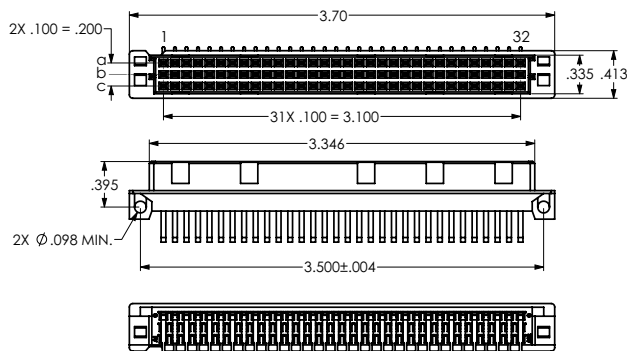


**Style 3**

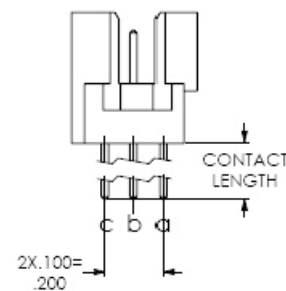
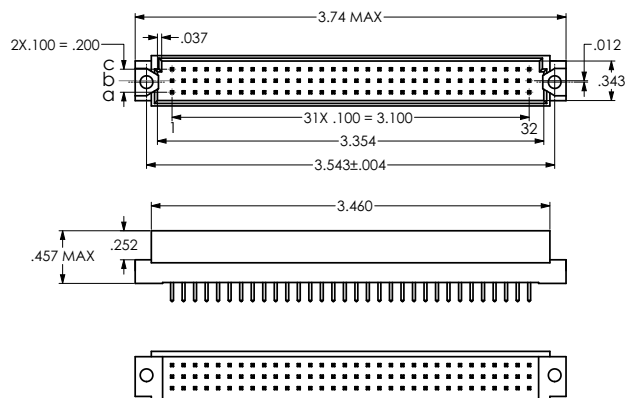


Connectors

**Style 4**



**Style 5**



Specification subject to change without notice

[www.vectorelect.com](http://www.vectorelect.com)

All Dimensions are in

800-423-5659