


Automotive High Temperature SMD Series

Surface Mount



Description

This Automotive High Temperature SMD is the first miniature high temperature PPTC series from Littelfuse with AEC-Q200 qualification for automotive applications and it provides surface mount overcurrent protection for applications where space is a prime concern and resettable protection is desired.

Features & Benefits

- Meets applicable automotive industry standards
- Compatible with high volume electronics assembly
- Smaller footprint
- High operating temperature -40°C~125°C
- Resettable solution against overcurrent and short circuit
- AEC-Q200 qualified
- RoHS compliant, halogen-free, and lead-free
- Surface-mount form factor
- Expertise from the world's leading resettable overcurrent protection manufacturer
- Provides wider range of form factors to enhance design flexibility
- Meets ever-increasing demand for compact and space saving designs due to more electronics content in vehicle
- Restores system operation after reset when fault condition is removed, thus provides safety and protection
- Able to meet most stringent requirements for the extreme harsh automotive environment
- Suitable for standard PCB assembly to enable automated mass production

Additional Information



Resources



Accessories



Samples

Agency Approvals

| Agency | Agency File Number |
|--------|--------------------|
| | E74889 |
| | 50517757 |

Applications

- Automotive and Industrial Transportation
- Infotainment/Telematics
- Climate Control Systems
- Body Electronics
- Sensor Protection
- ADAS (Advanced Driver Assistance)
- Auto Lighting
- Security and Communication Systems

Automotive High Temperature SMD Series

Surface Mount

Electrical Characteristics

| Part Number | Ordering Part Number | Size | I_H | I_T | V_{MAX} | I_{MAX} | P_{D_TYP} | Max Time-to-trip | | R_{MIN} | R_{TMAX} |
|---------------------------------------|----------------------|------|-------|-------|--------------------|-----------|--------------|------------------|-------|--------------|--------------|
| | | | (A) | (A) | (V _{DC}) | (A) | (W) | (A) | (s) | (Ω) | (Ω) |
| Automotive SMD Series | | | | | | | | | | | |
| picoASMDCH005F | RF4927-000 | 0805 | 0.05 | 0.18 | 16 | 40 | 0.60 | 0.50 | 0.08 | 3.50 | 38.00 |
| picoASMDCH010F | RF4778-000 | 0805 | 0.10 | 0.60 | 16 | 40 | 1.00 | 2.50 | 1.50 | 1.00 | 10.00 |
| picoASMDCH016F | RF5023-000 | 0805 | 0.16 | 0.68 | 16 | 40 | 0.9 | 8.00 | 0.10 | 0.80 | 6.00 |
| picoASMDCH020F | RF4929-000 | 0805 | 0.2 | 0.7 | 16 | 40 | 0.90 | 8.00 | 0.10 | 0.75 | 3.40 |
| picoASMDCH035F | RF5024-000 | 0805 | 0.35 | 1.10 | 16 | 40 | 0.9 | 8.00 | 0.10 | 0.30 | 1.90 |
| picoASMDCH050F | RF5025-000 | 0805 | 0.50 | 1.70 | 16 | 40 | 1.5 | 8.00 | 0.10 | 0.25 | 1.60 |
| nanoASMDCH005F | RF5030-000 | 1206 | 0.05 | 0.15 | 30 | 20 | 0.80 | 0.25 | 20.00 | 3.500 | 35 |
| nanoASMDCH010F | RF5029-000 | 1206 | 0.10 | 0.3 | 30 | 20 | 0.80 | 0.50 | 5.00 | 1.000 | 7.5 |
| nanoASMDCH016F | RF4896-000 | 1206 | 0.16 | 0.80 | 30 | 20 | 0.90 | 8.00 | 0.10 | 0.70 | 6.00 |
| nanoASMDCH035F | RF4646-000 | 1206 | 0.35 | 0.95 | 16 | 50 | 1.00 | 3.50 | 0.20 | 0.20 | 1.60 |
| nanoASMDCH035F/30 | RF4897-000 | 1206 | 0.35 | 1.75 | 30 | 20 | 1.20 | 8.00 | 0.10 | 0.40 | 2.20 |
| nanoASMDCH050F/24 | RF4914-000 | 1206 | 0.50 | 2.50 | 24 | 20 | 1.70 | 8.00 | 0.10 | 0.20 | 1.60 |
| nanoASMDCH075F | RF5027-000 | 1206 | 0.75 | 2.25 | 12 | 40 | 0.80 | 8.00 | 0.15 | 0.080 | 0.46 |
| microASMDCH075F | RF5034-000 | 1210 | 0.75 | 2.25 | 16 | 20 | 1.30 | 8.00 | 0.10 | 0.100 | 0.68 |
| microASMDCH110F | RF5033-000 | 1210 | 1.10 | 3.3 | 16 | 20 | 1.50 | 8.00 | 0.50 | 0.060 | 0.5 |
| microASMDCH125F | RF5032-000 | 1210 | 1.25 | 3.75 | 12 | 40 | 1.50 | 8.00 | 1.00 | 0.030 | 0.3 |
| microASMDCH150F | RF5031-000 | 1210 | 1.50 | 4.5 | 12 | 40 | 1.85 | 8.00 | 1.00 | 0.025 | 0.25 |
| miniASMDCH050F | RF4983-000 | 1812 | 0.50 | 1.60 | 30 | 20 | 1.20 | 8.00 | 0.10 | 0.20 | 1.35 |
| Automotive Terminal SMD Series | | | | | | | | | | | |
| AHS080-2018 | RF1640-000 | 2018 | 0.80 | 2.00 | 16 | 70 | 1.5 | 8.00 | 9.00 | 0.13 | 0.55 |
| AHS120 | RF2573-000 | 2920 | 1.20 | 2.30 | 16 | 50 | 2.2 | 8.00 | 2.00 | 0.15 | 0.34 |
| AHS120F/33 | RF5105-000 | 2920 | 1.20 | 2.30 | 33 | 20 | 2.20 | 8.00 | 2.00 | 0.15 | 0.34 |
| AHS160 | RF1641-000 | 3425 | 1.60 | 3.20 | 16 | 70 | 2.2 | 8.00 | 15.00 | 0.05 | 0.15 |
| AHS200 | RF0422-000 | 3425 | 2.00 | 4.00 | 16 | 70 | 2.3 | 8.00 | 13.40 | 0.05 | 0.14 |
| AHS300 | RF1644-000 | 3425 | 3.00 | 6.00 | 16 | 70 | 3.0 | 15.00 | 8.00 | 0.02 | 0.08 |
| AHS300F/24 | RF5062-000 | 3425 | 3.00 | 6.00 | 24 | 20 | 3.00 | 8.00 | 8.00 | 0.015 | 0.10 |

Notes:
 I_H : Hold current: maximum current device will pass without interruption in 25°C, unless otherwise specified.

 I_T : Trip current: minimum current that will switch the device from low-resistance to high-resistance in 25°C still air, unless otherwise specified.

 V_{MAX} : Maximum voltage device can withstand without damage at rated current.

 I_{MAX} : Maximum fault current device can withstand without damage at rated voltage.

 P_D : Power dissipated from device when in the tripped state in 25°C still air, unless otherwise specified.

 R_{MIN} : Minimum resistance of device as supplied at 25°C, unless otherwise specified.

 R_{TMAX} : Maximum resistance of device when measured one hour post reflow at 25°C unless otherwise specified.

* Electrical characteristics determined at 25°C.

Automotive High Temperature SMD Series

Surface Mount

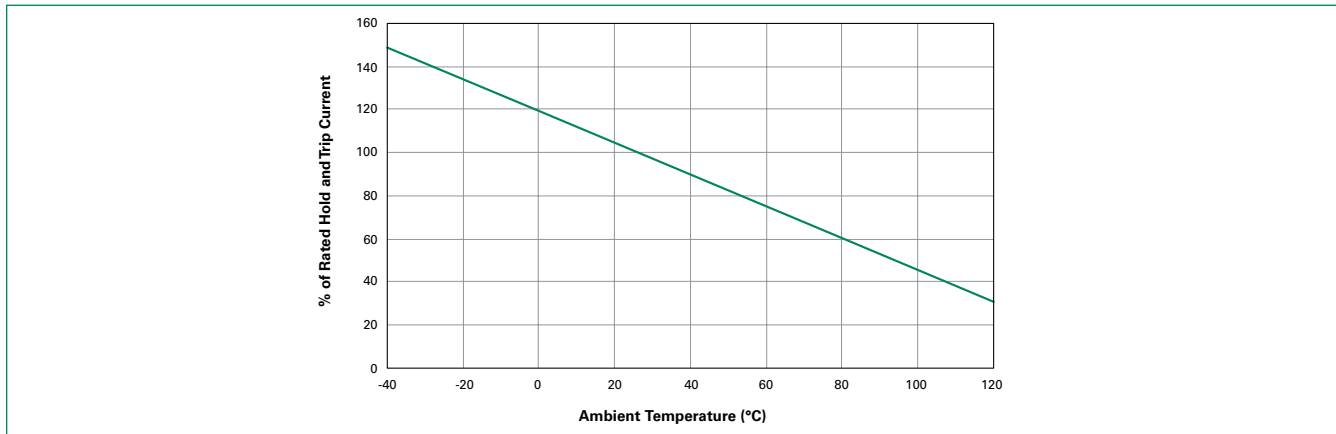
Temperature Derating

| Maximum Ambient Temperature | | | | | | | | | | | |
|---------------------------------------|-------|-------|-------|-------|-------|-------|-------|-------|-------|-------|-------|
| Part Number | -40°C | -20°C | 0°C | 20°C | 25°C | 40°C | 50°C | 60°C | 70°C | 85°C | 125°C |
| Hold Current (A) | | | | | | | | | | | |
| Automotive SMDC Series | | | | | | | | | | | |
| picoASMDCH005F | 0.075 | 0.069 | 0.060 | 0.056 | 0.050 | 0.048 | 0.046 | 0.042 | 0.040 | 0.035 | 0.022 |
| picoASMDCH010F | 0.150 | 0.130 | 0.115 | 0.103 | 0.100 | 0.090 | 0.084 | 0.078 | 0.072 | 0.063 | 0.040 |
| picoASMDCH016F | 0.250 | 0.220 | 0.200 | 0.170 | 0.160 | 0.150 | 0.140 | 0.130 | 0.110 | 0.100 | 0.045 |
| picoASMDCH020F | 0.300 | 0.270 | 0.240 | 0.210 | 0.200 | 0.180 | 0.160 | 0.150 | 0.130 | 0.110 | 0.050 |
| picoASMDCH035F | 0.490 | 0.450 | 0.400 | 0.340 | 0.350 | 0.310 | 0.280 | 0.270 | 0.230 | 0.200 | 0.100 |
| picoASMDCH050F | 0.800 | 0.710 | 0.640 | 0.550 | 0.500 | 0.480 | 0.440 | 0.400 | 0.360 | 0.300 | 0.150 |
| nanoASMDCH005F | 0.075 | 0.068 | 0.060 | 0.052 | 0.050 | 0.045 | 0.042 | 0.038 | 0.035 | 0.030 | 0.015 |
| nanoASMDCH010F | 0.150 | 0.135 | 0.120 | 0.104 | 0.100 | 0.090 | 0.082 | 0.075 | 0.070 | 0.060 | 0.030 |
| nanoASMDCH016F | 0.250 | 0.210 | 0.190 | 0.170 | 0.160 | 0.140 | 0.130 | 0.120 | 0.110 | 0.090 | 0.050 |
| nanoASMDCH035F | 0.540 | 0.480 | 0.430 | 0.370 | 0.350 | 0.320 | 0.290 | 0.260 | 0.240 | 0.200 | 0.100 |
| nanoASMDCH035F/30 | 0.510 | 0.460 | 0.410 | 0.360 | 0.350 | 0.310 | 0.290 | 0.260 | 0.240 | 0.200 | 0.100 |
| nanoASMDCH050F/24 | 0.730 | 0.660 | 0.580 | 0.500 | 0.500 | 0.450 | 0.420 | 0.390 | 0.350 | 0.310 | 0.170 |
| nanoASMDCH075F | 1.10 | 1.00 | 0.90 | 0.79 | 0.75 | 0.69 | 0.64 | 0.59 | 0.54 | 0.46 | 0.25 |
| microASMDCH075F | 1.15 | 1.05 | 0.90 | 0.79 | 0.75 | 0.70 | 0.65 | 0.60 | 0.55 | 0.45 | 0.25 |
| microASMDCH110F | 1.68 | 1.53 | 1.30 | 1.15 | 1.10 | 1.02 | 0.95 | 0.88 | 0.82 | 0.70 | 0.39 |
| microASMDCH125F | 1.90 | 1.68 | 1.51 | 1.32 | 1.25 | 1.17 | 1.09 | 1.00 | 0.92 | 0.79 | 0.45 |
| microASMDCH150F | 2.30 | 2.10 | 1.85 | 1.58 | 1.50 | 1.40 | 1.30 | 1.20 | 1.13 | 0.96 | 0.53 |
| miniASMDCH050F | 0.750 | 0.680 | 0.600 | 0.520 | 0.500 | 0.450 | 0.410 | 0.400 | 0.330 | 0.280 | 0.120 |
| Automotive Terminal SMD Series | | | | | | | | | | | |
| AHS080-2018 | 1.200 | 1.040 | 0.900 | 0.800 | 0.770 | 0.680 | 0.620 | 0.600 | 0.530 | 0.460 | 0.260 |
| AHS120 | 1.720 | 1.540 | 1.360 | 1.200 | 1.140 | 1.010 | 0.920 | 0.830 | 0.740 | 0.610 | 0.250 |
| AHS120F/33 | 1.72 | 1.54 | 1.36 | 1.20 | 1.14 | 1.01 | 0.92 | 0.83 | 0.74 | 0.61 | 0.25 |
| AHS160 | 2.150 | 1.960 | 1.780 | 1.600 | 1.550 | 1.420 | 1.330 | 1.240 | 1.150 | 1.010 | 0.640 |
| AHS200 | 2.900 | 2.500 | 2.200 | 2.000 | 1.940 | 1.800 | 1.750 | 1.700 | 1.400 | 1.180 | 0.670 |
| AHS300 | 4.200 | 3.800 | 3.700 | 3.000 | 2.920 | 2.630 | 2.440 | 2.100 | 2.000 | 1.760 | 1.000 |
| AHS300F/24 | 4.20 | 3.80 | 3.54 | 3.12 | 3.00 | 2.70 | 2.48 | 2.27 | 2.06 | 1.74 | 0.90 |

Automotive High Temperature SMD Series

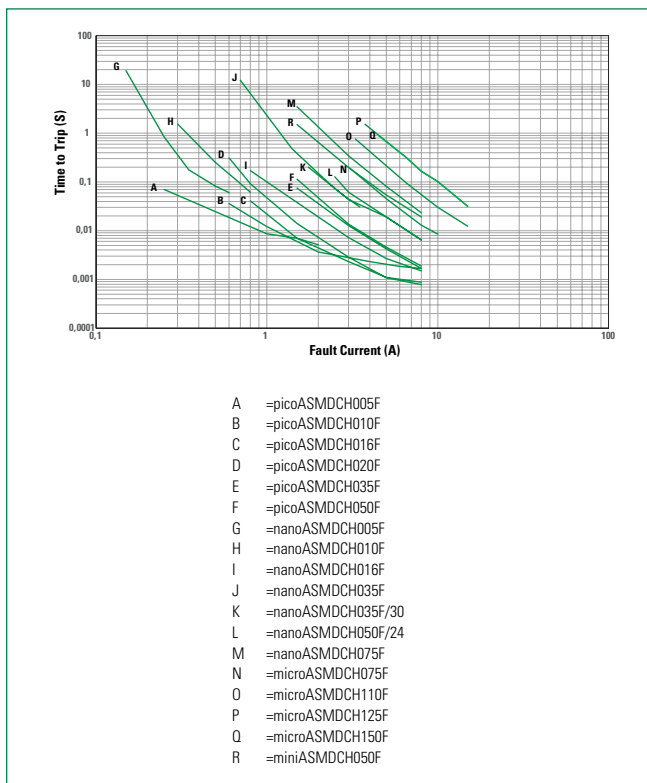
Surface Mount

Temperature Derating Curve

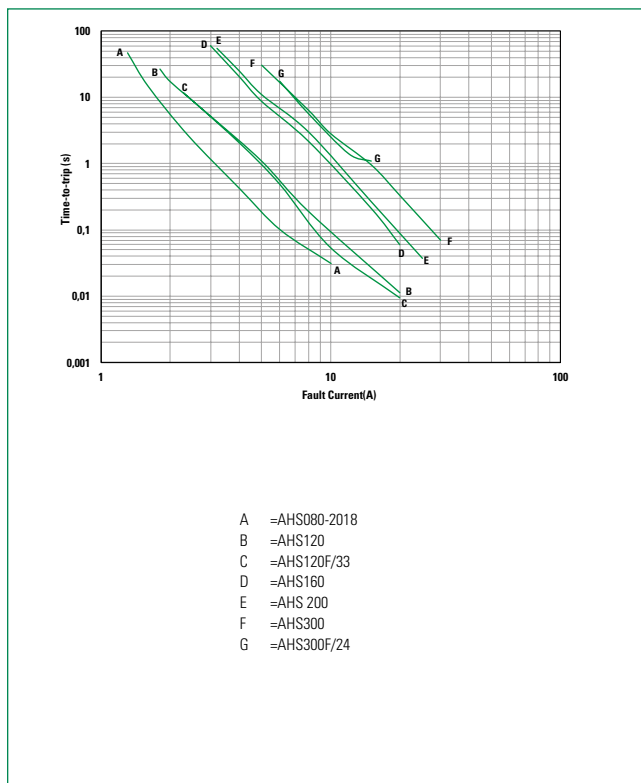


Typical Time-to-Trip Curves at 25°C

Automotive SMDC Series



Automotive Terminal SMD Series



Note: The average time current curves and Temperature Derating curve performance is affected by a number of variables, and these curves provided as guidance only. Customer must verify the performance in their application.

Automotive High Temperature SMD Series

Surface Mount

Physical Specifications

| | |
|---------------------------------------|---|
| Terminal Pad Material | 100% Matte Tin with Nickel Underplate |
| Soldering Characteristics | Solderability per ANSI-J-STD-002 Category 3 |
| Solder Heat Withstand | per IEC-STD 68-2-20, Test Tb, Section 5, Method 1a |
| Flammability Resistance | per IEC 695-2-2 Needle Flame Test for 20 seconds |
| Recommended Storage Conditions | 40°C max, 70% RH max; Devices May Not Meet Specified Ratings if Storage Conditions are Exceeded |
| Operation Temperature | -40°C~125°C |

Note: See PS400 for other physical specifications.

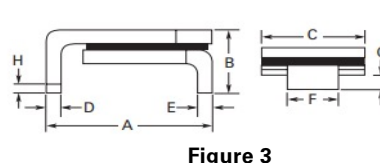
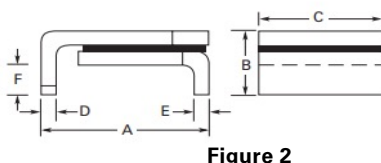
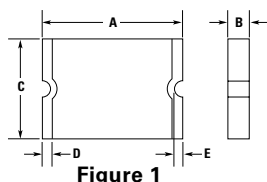
Environmental Specifications

| Test | Conditions | Resistance Change |
|---------------------------|--------------------------------|--------------------------|
| Passive Aging | 60°C, 1000 hrs, 85°C, 1000 hrs | ±3% Typical, ±5% Typical |
| Humidity Aging | 85°C, 85% R.H., 100 hrs | ±1.2% Typical |
| Thermal Shock | 125°C, -40°C 10 times | -33% Typical |
| Solvent Resistance | Freon | No change |
| | Trichloroethane | No change |
| | Hydrocarbons | No change |

Note: See PS400 for other environmental specifications.

| | |
|----------------------------------|---|
| Moisture Resistance Level | Level 2a, J-STD-020 |
| Storage Conditions | 40°C max, 70% RH max; devices should remain in original sealed bags prior to use. Devices may not meet specified values if these storage conditions are exceeded. |

Dimensions



Automotive High Temperature SMD Series

Surface Mount

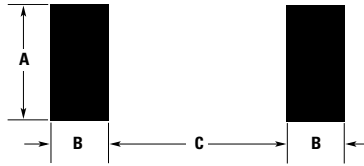
Dimensions

| Part Number | Dimensions in Millimeters (Inches) | | | | | | | | | | | | | | | | Figure | |
|---------------------------------------|------------------------------------|------------------|-----------------|------------------|------------------|------------------|------------------|------------------|------------------|-----------------|-----------------|-----------------|-----------------|-----------------|-----------------|-----|--------|---|
| | A | | B | | C | | D | | E | | F | | G | | H | | | |
| | Min | Max | Min | Max | Min | Max | Min | Max | Min | Max | Min | Max | Min | Max | Min | Max | | |
| Automotive SMDC Series | | | | | | | | | | | | | | | | | | |
| picoASMDCH005F | 2.00 (0.079) | 2.20 (0.087) | 0.40 (0.016) | 0.80 (0.031) | 1.30 (0.051) | 1.50 (0.059) | 0.25 (0.010) | 0.75 (0.030) | 0.08 (0.003) | - | - | - | - | - | - | - | - | 1 |
| picoASMDCH010F | 2.00 (0.079) | 2.20 (0.087) | 0.40 (0.016) | 0.80 (0.310) | 1.30 (0.051) | 1.50 (0.059) | 0.25 (0.010) | 0.75 (0.030) | 0.076 (0.003) | - | - | - | - | - | - | - | - | 1 |
| picoASMDCH016F | 2.00 (0.079) | 2.20 (0.087) | 0.40 (0.016) | 0.80 (0.031) | 1.30 (0.051) | 1.50 (0.059) | 0.25 (0.010) | 0.75 (0.030) | 0.08 (0.003) | - | - | - | - | - | - | - | - | 1 |
| picoASMDCH020F | 2 (0.079) | 2.2 (0.087) | 0.4 (0.016) | 0.8 (0.031) | 1.3 (0.051) | 1.5 (0.059) | 0.25 (0.010) | 0.75 (0.030) | 0.08 (0.003) | - | - | - | - | - | - | - | - | 1 |
| picoASMDCH035F | 2.00 (0.079) | 2.20 (0.087) | 0.60 (0.024) | 1.20 (0.047) | 1.30 (0.051) | 1.50 (0.059) | 0.25 (0.010) | 0.75 (0.030) | 0.08 (0.003) | - | - | - | - | - | - | - | - | 1 |
| picoASMDCH050F | 2.00 (0.079) | 2.20 (0.087) | 0.60 (0.024) | 1.20 (0.047) | 1.30 (0.051) | 1.50 (0.059) | 0.25 (0.010) | 0.75 (0.030) | 0.08 (0.003) | - | - | - | - | - | - | - | - | 1 |
| nanoASMDCH005F | 3.000 (0.118) | 3.400 (0.134) | 0.6 (0.024) | 0.850 (0.033) | 1.370 (0.054) | 1.800 (0.071) | 0.250 (0.010) | 0.750 (0.030) | 0.076 (0.003) | - | - | - | - | - | - | - | - | 1 |
| nanoASMDCH010F | 3.000 (0.118) | 3.400 (0.134) | 0.6 (0.024) | 0.850 (0.033) | 1.370 (0.054) | 1.800 (0.071) | 0.250 (0.010) | 0.750 (0.030) | 0.076 (0.003) | - | - | - | - | - | - | - | - | 1 |
| nanoASMDCH016F | 3.00 (0.118) | 3.40 (0.134) | 0.61 (0.024) | 0.89 (0.035) | 1.37 (0.054) | 1.80 (0.071) | 0.25 (0.010) | 0.75 (0.030) | 0.076 (0.003) | - | - | - | - | - | - | - | - | 1 |
| nanoASMDCH035F | 3.00 (0.118) | 3.40 (0.134) | 0.91 (0.036) | 1.14 (0.045) | 1.37 (0.054) | 1.80 (0.071) | 0.25 (0.010) | 0.75 (0.030) | 0.076 (0.003) | - | - | - | - | - | - | - | - | 1 |
| nanoASMDCH035F/30 | 3.00 (0.118) | 3.40 (0.134) | 1.16 (0.046) | 1.46 (0.057) | 1.37 (0.054) | 1.80 (0.071) | 0.25 (0.010) | 0.75 (0.030) | 0.076 (0.003) | - | - | - | - | - | - | - | - | 1 |
| nanoASMDCH050F/24 | 3.00 (0.118) | 3.40 (0.134) | 1.16 (0.046) | 1.46 (0.057) | 1.37 (0.054) | 1.80 (0.071) | 0.25 (0.010) | 0.75 (0.030) | 0.076 (0.003) | - | - | - | - | - | - | - | - | 1 |
| nanoASMDCH075F | 3.000 (0.118) | 3.400 (0.134) | 0.75 (0.030) | 1.000 (0.039) | 1.370 (0.054) | 1.800 (0.071) | 0.250 (0.010) | 0.750 (0.030) | 0.076 (0.003) | - | - | - | - | - | - | - | - | 1 |
| microASMDCH075F | 3.000 (0.118) | 3.430 (0.135) | 0.4 (0.016) | 0.600 (0.024) | 2.350 (0.093) | 2.800 (0.110) | 0.250 (0.010) | 0.750 (0.030) | 0.076 (0.003) | - | - | - | - | - | - | - | - | 1 |
| microASMDCH110F | 3.000 (0.118) | 3.430 (0.135) | 0.75 (0.030) | 1.050 (0.041) | 2.350 (0.093) | 2.800 (0.110) | 0.250 (0.010) | 0.750 (0.030) | 0.076 (0.003) | - | - | - | - | - | - | - | - | 1 |
| microASMDCH125F | 3.000 (0.118) | 3.430 (0.135) | 1.1 (0.043) | 1.400 (0.055) | 2.350 (0.093) | 2.800 (0.110) | 0.250 (0.010) | 0.750 (0.030) | 0.076 (0.003) | - | - | - | - | - | - | - | - | 1 |
| microASMDCH150F | 3.000 (0.118) | 3.430 (0.135) | 1.1 (0.043) | 1.400 (0.055) | 2.350 (0.093) | 2.800 (0.110) | 0.250 (0.010) | 0.750 (0.030) | 0.076 (0.003) | - | - | - | - | - | - | - | - | 1 |
| miniASMDCH050F | 4.37 (0.172) | 4.83 (0.190) | 0.5 (0.023) | 0.82 (0.032) | 3.07 (0.121) | 3.41 (0.134) | 0.25 (0.010) | 0.95 (0.040) | 0.2 (0.008) | - | - | - | - | - | - | - | - | 1 |
| Automotive Terminal SMD Series | | | | | | | | | | | | | | | | | | |
| AHS080-2018 | 4,72 (0,186) | 5,44 (0,214) | - | 1,52 (0,060) | 4,22 (0,166) | 4,93 (0,194) | 0,25 (0,010) | 0,36 (0,014) | 0,25 (0,010) | 0,36 (0,014) | 0,30 (0,012) | 0,46 (0,018) | - | - | - | - | - | 2 |
| AHS120 | 6,73 (0,265) | 7,98 (0,314) | - | 3,00 (0,118) | 4,80 (0,190) | 5,44 (0,214) | 0,56 (0,022) | 0,71 (0,028) | 0,56 (0,022) | 0,71 (0,028) | 2,16 (0,085) | 2,41 (0,095) | 0,66 (0,026) | 1,37 (0,054) | 0,43 (0,017) | - | - | 3 |
| AHS120F/33 | 6,73 (0,265) | 7,98 (0,314) | - | 3,00 (0,118) | 4,80 (0,190) | 5,44 (0,214) | 0,56 (0,022) | 0,71 (0,028) | 0,56 (0,022) | 0,71 (0,028) | 2,16 (0,085) | 2,41 (0,095) | 0,66 (0,026) | 1,37 (0,054) | 0,43 (0,017) | - | - | 3 |
| AHS160 | 8,00 (0,315) | 9,40 (0,370) | - | 3,00 (0,118) | 6,00 (0,240) | 6,71 (0,264) | 0,56 (0,022) | 0,71 (0,028) | 0,56 (0,022) | 0,71 (0,028) | 3,68 (0,145) | 3,94 (0,155) | 0,66 (0,026) | 1,37 (0,054) | 0,43 (0,017) | - | - | 3 |
| AHS200 | 8,00 (0,315) | 9,40 (0,370) | - | 3,00 (0,118) | 6,00 (0,240) | 6,71 (0,264) | 0,56 (0,022) | 0,71 (0,028) | 0,56 (0,022) | 0,71 (0,028) | 3,68 (0,145) | 3,94 (0,155) | 0,66 (0,026) | 1,37 (0,054) | 0,43 (0,017) | - | - | 3 |
| AHS300 | 8,00 (0,315) | 9,40 (0,370) | - | 3,00 (0,118) | 6,00 (0,240) | 6,71 (0,264) | 0,56 (0,022) | 0,71 (0,028) | 0,56 (0,022) | 0,71 (0,028) | 3,68 (0,145) | 3,94 (0,155) | 0,66 (0,026) | 1,37 (0,054) | 0,43 (0,017) | - | - | 3 |
| AHS300F/24 | 8,00 (0,315) | 9,40 (0,370) | - | 3,00 (0,118) | 6,00 (0,240) | 6,71 (0,264) | 0,56 (0,022) | 0,71 (0,028) | 0,56 (0,022) | 0,71 (0,028) | 3,68 (0,145) | 3,94 (0,155) | 0,66 (0,026) | 1,37 (0,054) | 0,43 (0,017) | - | - | 3 |

Automotive High Temperature SMD Series

Surface Mount

Recommended Pad Layout



Packaging and Marking Information

| Part Number | Tape and Reel Quantity | Standard Package | Part Marking | Recommended Pad Layout Figures [mm (in)] | | | Agency Recognition |
|---------------------------------------|------------------------|------------------|--------------|--|-------------------|-------------------|--------------------|
| | | | | Dimension A (Nom) | Dimension B (Nom) | Dimension C (Nom) | |
| Automotive SMDC Series | | | | | | | |
| picoASMDCH005F | 4000 | 20000 | A | 1.50 (0.060) | 1.00 (0.039) | 1.20 (0.047) | - |
| picoASMDCH010F | 4000 | 20000 | L | 1.50 (0.060) | 1.00 (0.039) | 1.20 (0.047) | - |
| picoASMDCH016F | 4000 | 20000 | T | 1.50 (0.060) | 1.00 (0.039) | 1.20 (0.047) | - |
| picoASMDCH020F | 4000 | 20000 | Y | 1.50 (0.060) | 1.00 (0.039) | 1.20 (0.047) | - |
| picoASMDCH035F | 3000 | 15000 | B | 1.50 (0.060) | 1.00 (0.039) | 1.20 (0.047) | - |
| picoASMDCH050F | 3000 | 15000 | P | 1.50 (0.060) | 1.00 (0.039) | 1.20 (0.047) | - |
| nanoASMDCH005F | 3000 | 15000 | H05 | 1.6(0.063) | 1(0.039) | 2(0.079) | - |
| nanoASMDCH010F | 3000 | 15000 | H10 | 1.6(0.063) | 1(0.039) | 2(0.079) | - |
| nanoASMDCH016F | 3000 | 15000 | H16 | 1.60 (0.063) | 1.00 (0.039) | 2.00 (0.079) | - |
| nanoASMDCH035F | 3000 | 15000 | H35 | 1.60 (0.063) | 1.00 (0.039) | 2.00 (0.079) | - |
| nanoASMDCH035F/30 | 3000 | 15000 | V | 1.60 (0.063) | 1.00 (0.039) | 2.00 (0.079) | - |
| nanoASMDCH050F/24 | 3000 | 15000 | H50 | 1.60 (0.063) | 1.00 (0.039) | 2.00 (0.079) | - |
| nanoASMDCH075F | 3000 | 15000 | H75 | 1.6(0.063) | 1(0.039) | 2(0.079) | - |
| microASMDCH075F | 4000 | 20000 | H075 | 2.5(0.098) | 1(0.039) | 2(0.079) | - |
| microASMDCH110F | 3000 | 15000 | H11 | 2.5(0.098) | 1(0.039) | 2(0.079) | - |
| microASMDCH125F | 3000 | 15000 | H12 | 2.5(0.098) | 1(0.039) | 2(0.079) | - |
| microASMDCH150F | 3000 | 15000 | H15 | 2.5(0.098) | 1(0.039) | 2(0.079) | - |
| miniASMDCH050F | 2000 | 10000 | H050F | 3.15 (0.124) | 1.68 (0.066) | 3.10 (0.122) | - |
| Automotive Terminal SMD Series | | | | | | | |
| AHS080-2018 | 4000 | 20000 | H08 | 4.6 (0.18) | 1.5 (0.06) | 3.4 (0.134) | UL, TUV |
| AHS120 | 2000 | 10000 | H12 | 3.1 (0.12) | 2.3 (0.09) | 5.1 (0.201) | UL, TUV |
| AHS120F/33 | 2000 | 10000 | H120 33 | 3.1 (0.12) | 2.3 (0.09) | 5.1 (0.201) | - |
| AHS160 | 1500 | 7500 | 160 | 4.6 (0.18) | 2.3 (0.09) | 6.1 (0.240) | UL, TUV |
| AHS200 | 1500 | 7500 | H200 | 4.6 (0.18) | 2.3 (0.09) | 6.1 (0.240) | UL, TUV |
| AHS300 | 1500 | 7500 | H300 | 4.6 (0.18) | 2.3 (0.09) | 6.1 (0.240) | UL, TUV |
| AHS300F/24 | 1500 | 7500 | H324 | 4.6 (0.18) | 2.3 (0.09) | 6.1 (0.240) | - |

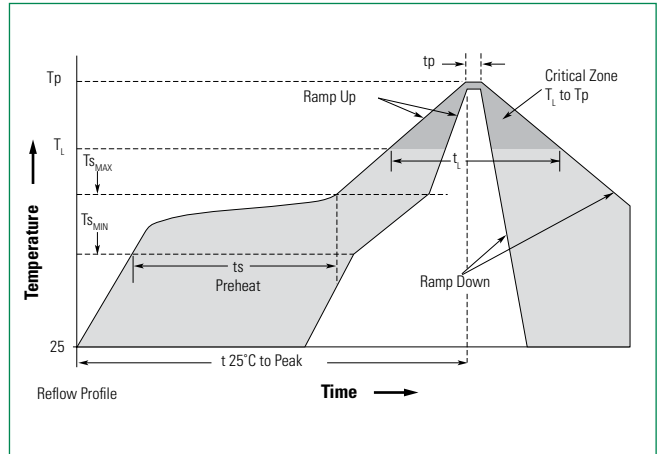
Automotive High Temperature SMD Series

Surface Mount

Solder Reflow Recommendations

| | |
|---|------------------|
| Profile Feature | Pb-Free Assembly |
| Average ramp up rate (T_{s_MAX} to T_p) | 3°C/s max |
| Preheat | |
| • Temperature min (T_{s_MIN}) | 150°C |
| • Temperature max (T_{s_MAX}) | 200°C |
| • Time (t_{s_MIN} to t_{s_MAX}) | 60-120 s |
| Time maintained above: | |
| • Temperature (T_L) | 217°C |
| • Time (t_L) | 60-150 s |
| Peak/Classification temperature (T_p) | 260°C |
| Time within 5°C of actual peak temperature | |
| Time (t_p) | 30 s max |
| Ramp down rate | 3°C/s max |
| Time 25°C to peak temperature | 8 min max |

Note: All temperatures refer to topside of the package, measured on the package body surface.



Solder Reflow

- Recommended reflow method: IR, hot air, nitrogen.
- Recommended maximum paste thickness: 0.25mm (0.010in)
- Devices can be cleaned using standard methods and aqueous solvents.
- Experience has shown the optimum conditions for forming acceptable solder fillets occur when a reasonable amount of solder paste is placed underneath each device's termination. As such, we request that customers comply with our recommended solder pad layouts.
- Customer should validate that the solder paste amount and reflow recommendations meet its application.
- We request that customer board layouts refrain from placing raised features (e.g. vias, nomenclature, traces, etc.) underneath PolySwitch devices. It is possible that raised features could negatively impact solderability performance of our devices.

Rework

- Standard industry practices. (Please also avoid direct contact to the device.)

Part Number System

picoASMDCH 010 F -2

