

TABLE 1	
DASH NO	DESCRIPTION
-1	NO CHAIN
-2	2.5 BRASS CHAIN
-3	2.5 NYLON CHAIN
-4	3.0 BRASS CHAIN
-5	3.0 NYLON CHAIN
-6	6.0 BRASS CHAIN
-7	6.0 NYLON CHAIN
-8	4.0 BRASS CHAIN
-9	4.0 NYLON CHAIN
-10	10.0 BRASS CHAIN
-11	10.0 NYLON CHAIN
-12	2.5 SST ROPE
-13	3.0 SST ROPE
-14	6.0 SST ROPE
-15	4.0 SST ROPE
-16	7.0 SST ROPE
-17	4.5 SST ROPE
-18	12.0 SST ROPE
-19	18.0 SST ROPE

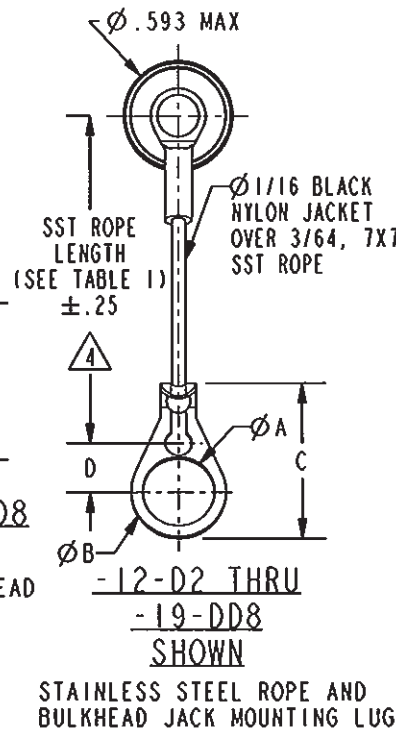
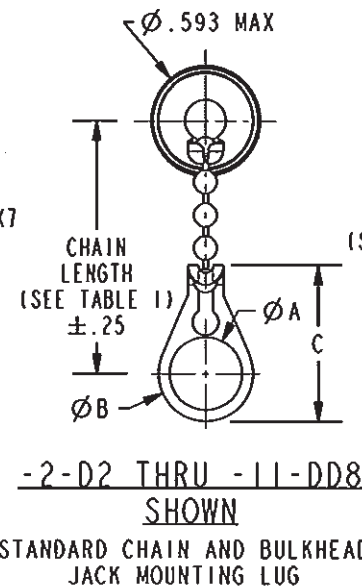
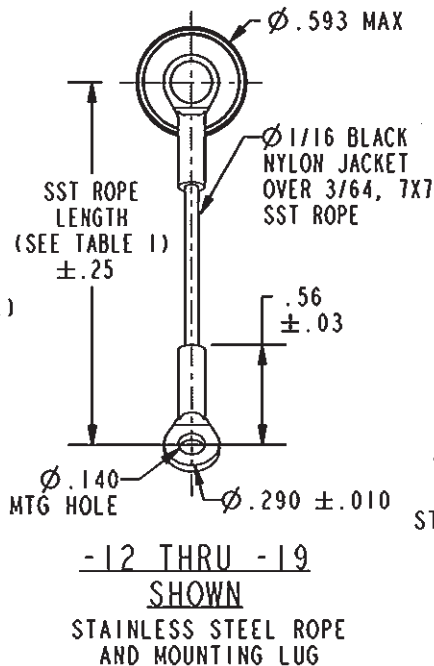
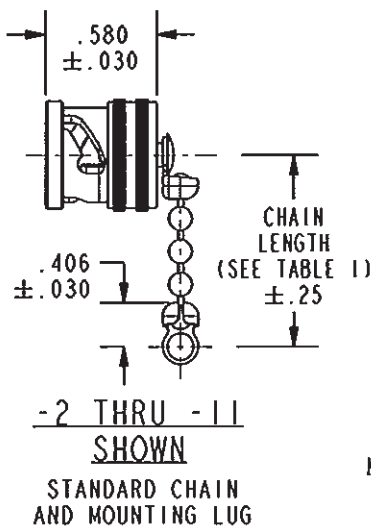
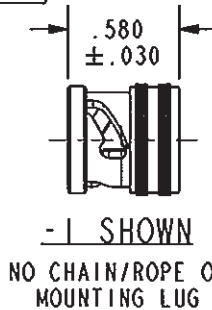
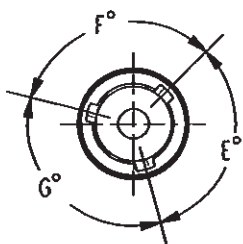
TABLE 2					
DASH NO	ØA	ØB	C DIM	D DIM	
-D2	.630	.750	1.066	.450	
-D3	.505	.625	.941	.388	
-D4	.439	.562	.878	.355	
-D5	.380	.500	.816	.325	
-D6	.317	.437	.753	.295	
-D7	.281	.406	.722	.278	
-D8	.610	.750	1.066	.450	
-D9	.567	.687	1.003	.419	
-D10	.192	.312	.628	.231	
-DD8	.330	.450	.766	.300	

DATA CONTAINED IN THIS DOCUMENT IS PROPRIETARY TO TROMPETER ELECTRONICS INC. AND SHALL NOT BE DISCLOSED, COPIED OR USED FOR PROCUREMENT OR MANUFACTURE WITHOUT EXPRESS WRITTEN PERMISSION.

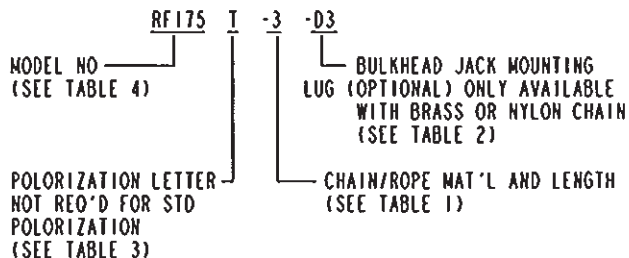
REVISIONS			
REV	DESCRIPTIONS	DATE	APPROVED
U	REVISED PER ECO # 16769	10/14/08	(Signature)

TABLE 3			
KEYING LETTER	E DEGREES	F DEGREES	G DEGREES
NONE	120°	120°	120°
T	100°	150°	110°
U	120°	130°	110°
V	115°	130°	115°
W	125°	110°	125°
X	130°	100°	130°
Y	110°	140°	110°
Z	100°	160°	100°
S	135°	135°	90°

TABLE 4	
MODEL NUMBER	
RF175	3-LUG
RF175FL	4-LUG



3. EXAMPLE OF COMPLETE MODEL NUMBER:



2. FINISH: TFS-1A (NICKEL)

1. 3 AND 4 LUG BNC/TRB DUST CAP WITH CHAIN/ROPE OR MOUNTING LUG OPTIONS

RED INDICATES ORIGINAL

NOTE THAT LENGTH FOR SST ROPE WITH MOUNTING LUG OPTION IS NOT MEASURED TO CENTER OF BULKHEAD MOUNTING LUG

NOTES: UNLESS OTHERWISE SPECIFIED.

INTERPRET DRAWING PER MIL-STD-100. DIMENSIONS ARE IN INCHES AND INCLUDE FINISH THICKNESS UNLESS OTHERWISE SPECIFIED.	TOL: UNLESS SPECIFIED. .XX ± .02 .XXX ± .010 ANGLE ± 1°		TITLE: RF175/RF175FL T/U/V/W/X/Y/Z/S
DESIGNED BY: J. CARPENTER 09-12-08 CHECKED BY: M.J. 10-17-08 QUALITY: [] DRAWN BY: [] APPROVED BY: [] 10-13-08 PROJECT FILE NO: 305-0001	MATERIAL: [] FINISH: []		SIZE: A CAGE CODE: 14949 DRAWING NO.: 305-0001 DATE: 10-4-67

NEXT ASSY

DO NOT SCALE DWG

SCALE 2/1

DATE 10-4-67

SHEET 1C