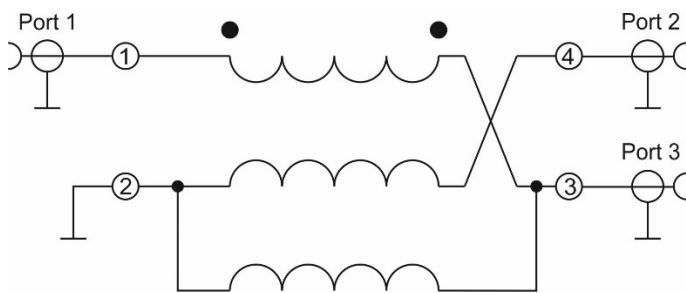


Product Description

The RFXF0006H transformer is designed for applications that require small, low cost and highly reliable surface mount components. Applications may be found in broadband, wireless and other communications systems. These units are built lead-free and RoHS compliant. S-Parameters are available on request

Functional Block Diagram



Package: SP5

Product Features

- 45MHz to 1200MHz Operation
- Low Cost and RoHS Compliant
- Industry Standard SMT Package
- Available in Tape-and-Reel
- 75 Ω Characteristic Impedance
- Tertiary Balance Winding

Applications

- Broadband / CATV
- Wireless

Ordering Information

Part No.	Description
RFXF0006HSB	Sample bag with 5 pcs
RFXF0006HSQ	Sample bag with 25 pcs
RFXF0006HSR	13" Sample reel with 100 pcs
RFXF0006HTR13	13" Sample reel with 1000 pcs

RFXF0006H Absolute Maximum Ratings

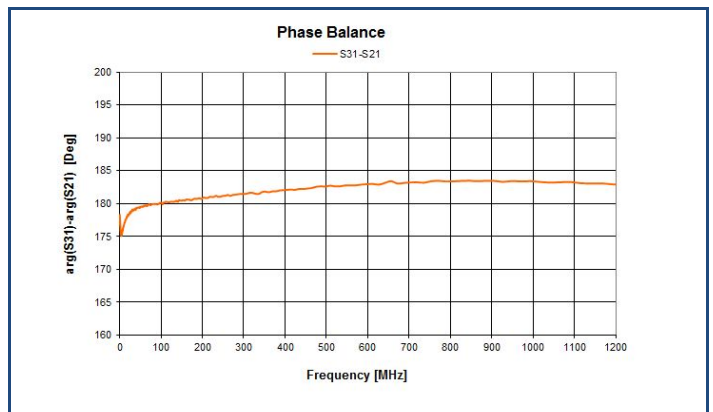
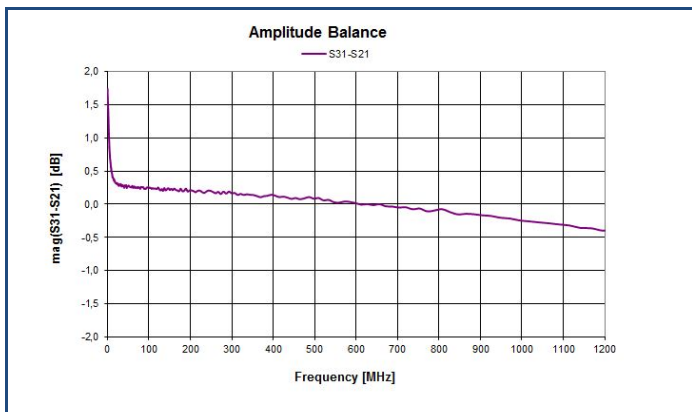
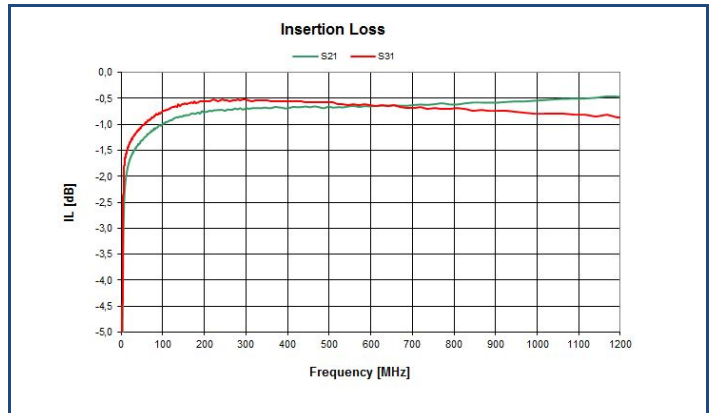
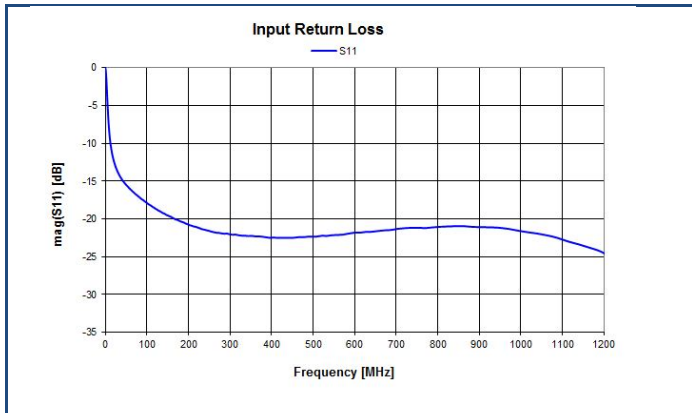
Parameter	Value / Range
RF Power	2 W
Storage Temperature Range	-55 to 100 °C
Operating Temperature Range	-40 to 100 °C

Operation of this device outside the parameter ranges given above may cause permanent damage.

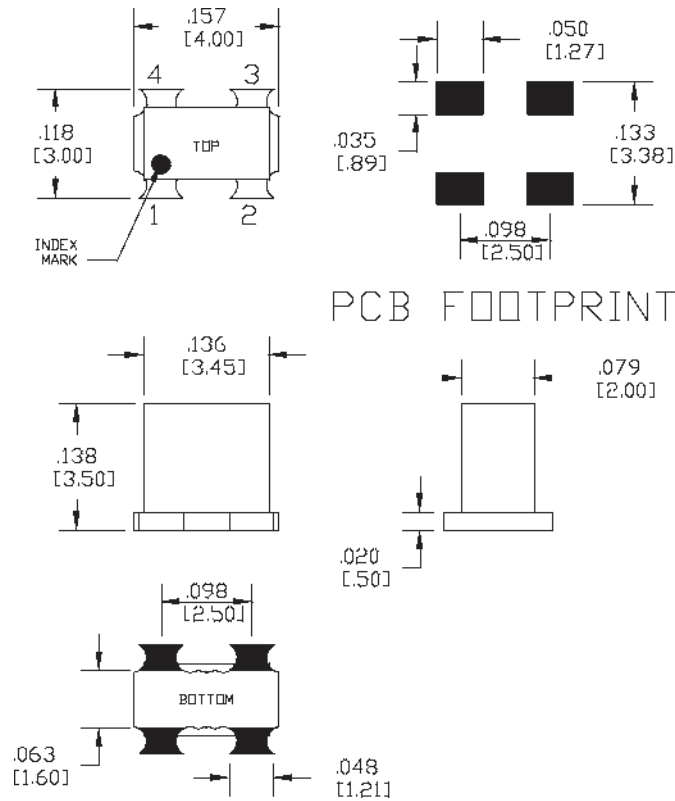
Nominal Operating Parameters

Parameter	Test Conditions: $T_{MB}=25^{\circ}\text{C}$	Min	Typ	Max	Unit
General Performance. Typical values represent Mid Band performance at $T=25^{\circ}\text{C}$					
Operational Frequency Range	–	45	–	1200	MHz
Insertion Loss	$f_o=$ 45 to 100 MHz		1.3	1.5	dB
	$f_o=$ 100 to 600 MHz		0.9	1.1	
	$f_o=$ 600 to 1000 MHz		0.7	1.0	
	$f_o=$ 1000 to 1200 MHz		0.6	1.0	
Input Return Loss		12	15		dB
Amplitude Balance			0.4	0.6	dB
Phase Balance	Nominal Phase Difference is 180°		4	5	°
Impedance Ratio		1:1			
Type - Transmission Line		Unbalanced to Balanced			

Typical Performance: T=25°C unless otherwise noted



Package Outline, Pin Out and Branding Drawing (Dimensions in inches [mm])



Pin Names and Descriptions

Pin	Name	Description
1	PRIMARY DOT	Input (Port 1)
2	PRIMARY	Ground
3	SECONDARY DOT	Output (Port 3)
4	SECONDARY	Output (Port 2)