

9mm Size Insulated Shaft Snap-in Type / Other Specifications

In addition to the Product Line, we accommodate the following specifications. Combinations not included in the Product Line are treated as semi-standard products.

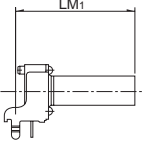
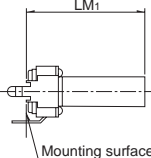
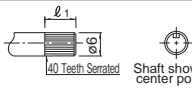
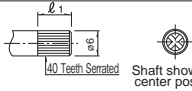
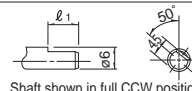
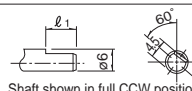
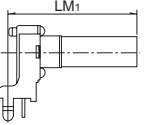
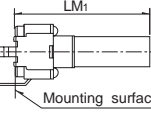
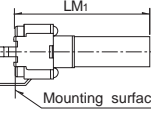
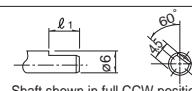
Total Resistance Variety

Total resistance (k Ω)	5	10	20	50	100	200
------------------------	---	----	----	----	-----	-----

Resistance Taper

Resistance taper	15A	1B	3B	15C
------------------	-----	----	----	-----

Shaft Variety

Style	Shaft type		Shaft color										
	Knob variety	Detail dimensions											
<div style="display: flex; justify-content: space-around;"> <div style="text-align: center;"> <p>Horizontal type</p>  </div> <div style="text-align: center;"> <p>Vertical type</p>  </div> </div>	<p>Knob type (φ6)</p>  <p>Shaft shown at center position</p>	<table border="1"> <tr> <td>LM₁</td> <td>15</td> <td>20</td> <td>25</td> <td>30</td> </tr> <tr> <td>l₁</td> <td>6</td> <td>7</td> <td>7</td> <td>7</td> </tr> </table>	LM ₁	15	20	25	30	l ₁	6	7	7	7	Black
	LM ₁	15	20	25	30								
	l ₁	6	7	7	7								
	<p>Screw-driver adjustment type</p>  <p>Shaft shown at center position</p>	<table border="1"> <tr> <td>LM₁</td> <td>9.5</td> <td>15</td> <td>20</td> <td></td> </tr> <tr> <td>l₁</td> <td>—</td> <td>6</td> <td>7</td> <td></td> </tr> </table>	LM ₁	9.5	15	20		l ₁	—	6	7		
	LM ₁	9.5	15	20									
l ₁	—	6	7										
<p>Flat type</p>  <p>Shaft shown in full CCW position</p>	<table border="1"> <tr> <td>LM₁</td> <td>15</td> <td>20</td> <td>25</td> <td>30</td> </tr> <tr> <td>l₁</td> <td>6</td> <td>7</td> <td>12</td> <td>12</td> </tr> </table>	LM ₁	15	20	25	30	l ₁	6	7	12	12		
LM ₁	15	20	25	30									
l ₁	6	7	12	12									
<p>Flat type</p>  <p>Shaft shown in full CCW position</p>	<table border="1"> <tr> <td>LM₁</td> <td>15</td> <td>20</td> <td>25</td> <td>30</td> </tr> <tr> <td>l₁</td> <td>6</td> <td>7</td> <td>12</td> <td>12</td> </tr> </table>	LM ₁	15	20	25	30	l ₁	6	7	12	12	Gray (15, 20, 25) Black (30)	
LM ₁	15	20	25	30									
l ₁	6	7	12	12									
<p>With collar</p> 	<p>Flat type</p>  <p>Shaft shown in full CCW position</p>	<table border="1"> <tr> <td>LM₁</td> <td>20</td> <td>25</td> <td>30</td> </tr> <tr> <td>l₁</td> <td>7</td> <td>12</td> <td>12</td> </tr> </table>	LM ₁	20	25	30	l ₁	7	12	12	Black		
LM ₁	20	25	30										
l ₁	7	12	12										
	<p>Flat type</p>  <p>Shaft shown in full CCW position</p>	<table border="1"> <tr> <td>LM₁</td> <td>20</td> <td>25</td> <td>30</td> </tr> <tr> <td>l₁</td> <td>7</td> <td>12</td> <td>12</td> </tr> </table>	LM ₁	20	25	30	l ₁	7	12	12	Gray (20, 25) Black (30)		
LM ₁	20	25	30										
l ₁	7	12	12										

Note

Marked are specifications recommended by Alps Alpine.

Rotary Potentiometers

Slide Potentiometers

Metal Shaft

Insulated Shaft

Knob Operating

Through Shaft Type

Ring Type

9mm Size Insulated Shaft Snap-in Type / Ordering Products Not Listed

In addition to the Product Line, we accommodate the following specifications. Combinations not included in the Product Line are treated as semi-standard products. Please refer to the notation example below.

Sample Part Number



Model type

Code	Model type	
K111	280°single-unit	Horizontal H=6.5
K113	280°single-unit	Vertical
D111	300°single-unit	Horizontal H=10
D113	300°single-unit	Vertical

*For other horizontal type mount height requirements, please indicate separately.

Shaft type

Code	Shaft type	Code	Shaft type
F	Flat	X	Screw driver
K	Knob	-	-

*All RK09D types are only available in flat format.

Length of the shaft LM₁ (mm)

Code	Length of the shaft	Code	Length of the shaft
15	15	25	25
20	20	30	30

*20, 25 and 30 are the only available RK09D types.

*9.5, 15 and 20 are the only available models in the Screwdriver shape.

Detent

Code	Center detent
C0	Without
C1	With

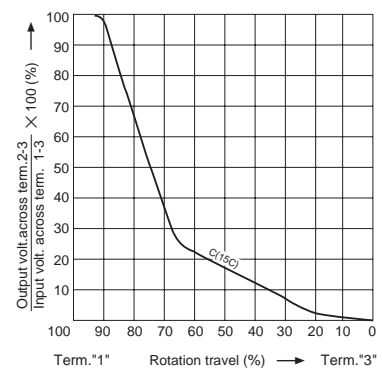
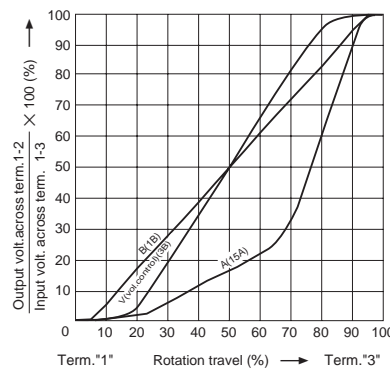
Resistance taper

Code	Resistance taper	Code	Resistance taper
A	15A	C	15C
B	1B	V	3B

B: For tone & general
V: For vol.

Total resistance

Code	Total resistance (k Ω)	Code	Total resistance (k Ω)
502	5	503	50
103	10	104	100
203	20	204	200



Notes

1. RK09D comes with a collar.
2. The recommended specification for RK09K does not include a collar. For collar requirements please indicate separately.
3. Marked are specifications recommended by Alps Alpine.