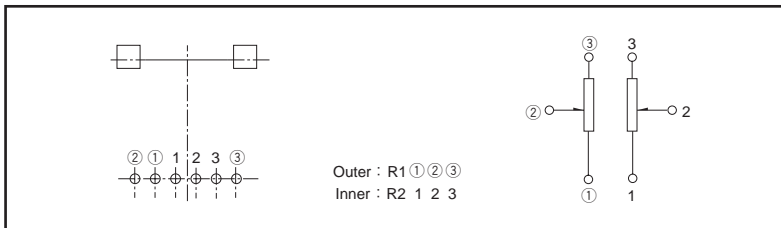


■ Dimensions

Unit:mm

No.	Photo	Style	PC board mounting hole dimensions (Viewed from mounting side)						
1	<p><b>Vertical</b>                      RK12L123 (For tone control)                      RK12L12C (For vol. control)</p>	<table border="1"> <tr> <td>LM<sub>1</sub></td> <td>25</td> <td>30</td> </tr> <tr> <td>ℓ<sub>1</sub></td> <td>12</td> <td>12</td> </tr> </table>	LM <sub>1</sub>	25	30	ℓ <sub>1</sub>	12	12	
LM <sub>1</sub>	25	30							
ℓ <sub>1</sub>	12	12							
2	<p><b>Horizontal</b>                      RK12L121 (For tone control)                      RK12L12A (For vol. control)</p>								

■ Terminal Layout / Circuit Diagram



12mm Size Insulated Shaft Snap-in Type / Other Specifications

In addition to the Product Line, we accommodate the following specifications. Combinations not included in the Product Line are treated as semi-standard products.

■ Total Resistance Variety

Total resistance (k Ω)	5	10	20	50	100	200
------------------------	---	----	----	----	-----	-----

■ Resistance Taper

Resistance taper	15A	1B	3B	15C
------------------	-----	----	----	-----

■ Shaft Variety

Unit:mm

Style		Shaft variety			
Vertical	LM <sub>1</sub>	15	20	25	30
	ℓ <sub>1</sub>	4.5	7	12	12
Horizontal	LM <sub>1</sub>	15	20	25	30
	ℓ <sub>1</sub>	4.5	7	12	12

Note

Marked are specifications recommended by Alps Alpine.

Rotary Potentiometers  
 Slide Potentiometers  
 Metal Shaft  
 Insulated Shaft  
 Knob Operating  
 Through Shaft Type  
 Ring Type

# 12mm Size Insulated Shaft Snap-in Type / Ordering Products Not Listed

In addition to the Product Line, we accommodate the following specifications. Combinations not included in the Product Line are treated as semi-standard products. Please refer to the notation example below.

## Sample Part Number

**R K 1 2 L 1 2 C 0** — **F 3 0** — **C 0** — **A 5 0 3**

Model type

Code	Model type
1	Horizontal for tone
3	Vertical for tone
A	Horizontal for vol.
C	Vertical for vol.

Shaft type

Code	Shaft type
F	Flat

\*Only available in flat format.

Length of the shaft LM<sub>1</sub> (mm)

Code	Length of the shaft	Code	Length of the shaft
15	15	25	25
20	20	30	30

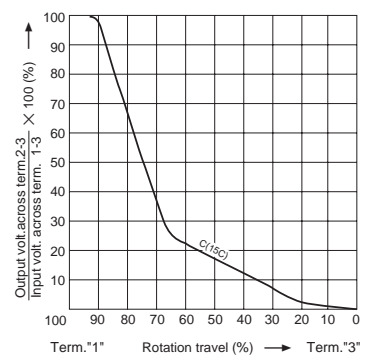
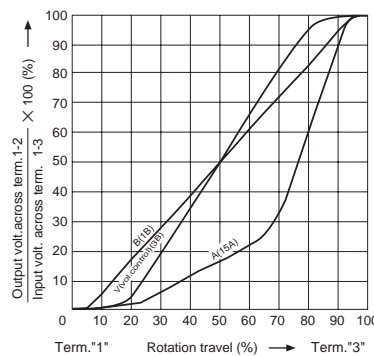
Detent

Code	Center detent
C0	Without
C1	With

Resistance taper

Code	Resistance taper	Code	Resistance taper
A	15A	C	15C
B	1B	V	3B

B: For tone & general (Model type: 1, 3)  
V: For vol. (Model type: A, C)



Total resistance

Code	Total resistance (k Ω)	Code	Total resistance (k Ω)
502	5	503	50
103	10	104	100
203	20	204	200

## Note

Marked are specifications recommended by Alps Alpine.

Rotary Potentiometers

Slide Potentiometers

Metal Shaft

Insulated Shaft

Knob Operating

Through Shaft Type

Ring Type