

**SILICON RECTIFIER**

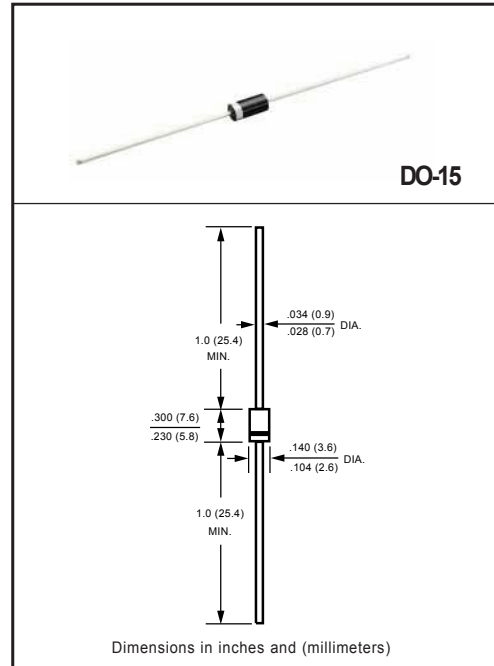
**VOLTAGE RANGE 50 to 1000 Volts CURRENT 1.5 Amperes**

**FEATURES**

- \* Low cost
- \* Low leakage
- \* Low forward voltage drop
- \* High current capability

**MECHANICAL DATA**

- \* Case: Molded plastic
- \* Epoxy: Device has UL flammability classification 94V-O
- \* Lead: MIL-STD-202E method 208C guaranteed
- \* Mounting position: Any
- \* Weight: 0.38 grams



**MAXIMUM RATINGS AND ELECTRICAL CHARACTERISTICS**

Ratings at 25 °C ambient temperature unless otherwise specified.  
Single phase, half wave, 60 Hz, resistive or inductive load.  
For capacitive load, derate current by 20%.

**MAXIMUM RATINGS (@ TA=25 °C unless otherwise noted)**

RATINGS	SYMBOL	RL151	RL152	RL153	RL154	RL155	RL156	RL157	UNITS
Maximum Recurrent Peak Reverse Voltage	V <sub>RRM</sub>	50	100	200	400	600	800	1000	Volts
Maximum RMS Voltage	V <sub>RMS</sub>	35	70	140	280	420	560	700	Volts
Maximum DC Blocking Voltage	V <sub>DC</sub>	50	100	200	400	600	800	1000	Volts
Maximum Average Forward Rectified Current at T <sub>A</sub> = 75 °C	I <sub>O</sub>	1.5							Amps
Peak Forward Surge Current 8.3 ms single half sine-wave superimposed on rated load (JEDEC method)	I <sub>FSM</sub>	60							Amps
Typical Thermal Resistance (Note 3)	R <sub>θJA</sub>	50							°C/W
	R <sub>θJL</sub>	20							
Typical Junction Capacitance (Note 2)	C <sub>J</sub>	20							pF
Operating and Storage Temperature Range	T <sub>J</sub> , T <sub>STG</sub>	-55 to + 150							°C

**ELECTRICAL CHARACTERISTICS (@TA=25 °C unless otherwise noted)**

CHARACTERISTICS	SYMBOL	RL151	RL152	RL153	RL154	RL155	RL156	RL157	UNITS
Maximum Instantaneous Forward Voltage at 1.5A DC	V <sub>F</sub>	1.1							Volts
Maximum DC Reverse Current at Rated DC Blocking Voltage	@T <sub>A</sub> = 25°C	5							uAmps
	@T <sub>A</sub> = 100°C	50							
Maximum Fully Load Reverse Current Average, Fully Cycle .375" (9.5mm) lead length at T <sub>L</sub> =75°C		30							

- NOTES : 1. Measured at 1 MHz and applied reverse voltage of 4.0 volts.  
2. Typical Thermal Resistance : At 9.5mm lead lengths,PCB mounted.  
3. "Fully ROHS compliant", "100% Sn plating (Pb-free)"

## RATING AND CHARACTERISTICS CURVES ( RL151 THRU RL157 )

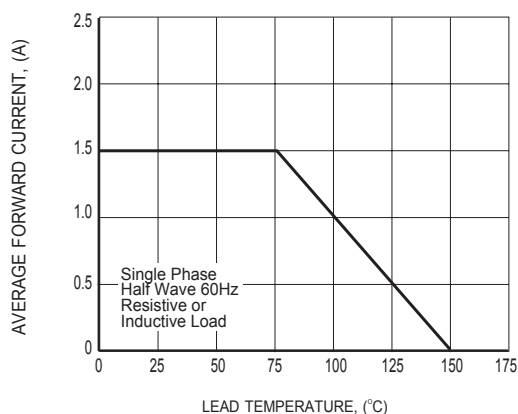


FIG.1 TYPICAL FORWARD CURRENT DERATING CURVE

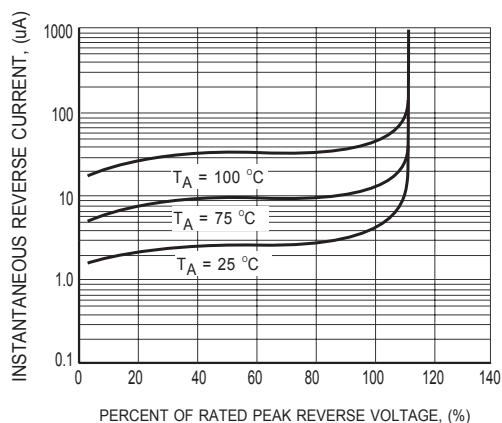


FIG.2 TYPICAL REVERSE CHARACTERISTICS

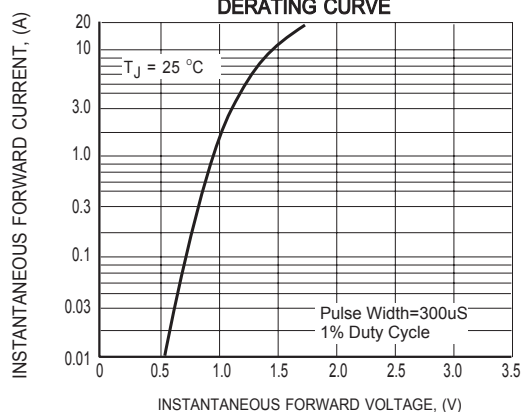


FIG.3 TYPICAL INSTANTANEOUS FORWARD CHARACTERISTICS

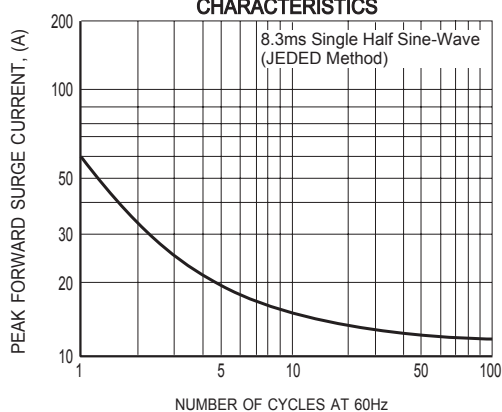


FIG.4 MAXIMUM NON-REPETITIVE FORWARD SURGE CURRENT

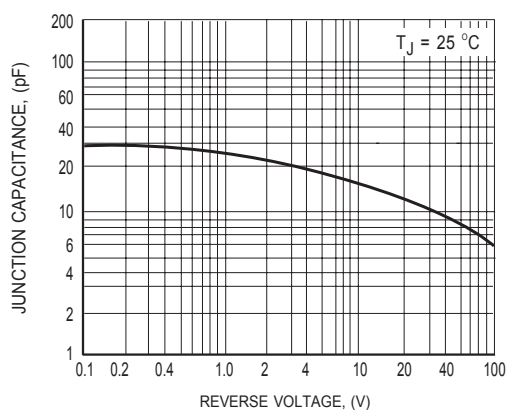


FIG.5 TYPICAL JUNCTION CAPACITANCE