


Accessories Power Relay RM


■ For RM 2 and 3 pole with plain cover and 4,8 mm terminals



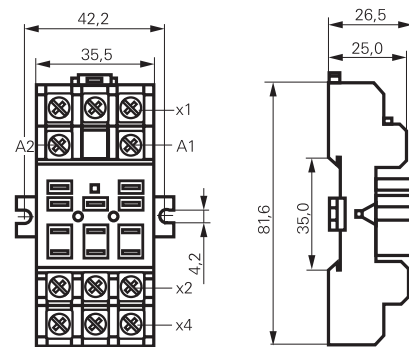
F0237-B

RM Socket with screw-type terminals RM 78 705

Technical data	
Rated voltage	250 VAC
Rated current	16 A
Dielectric strength	
coil-contact circuit	2500 V _{rms}
open contact circuit	1500 V _{rms}
adjacent contact circuits	2500 V _{rms}
Clearance / creepage coil-contact circuit	≥ 4.0/14.9 mm
Material group of insulation parts	IIIa
Insulation to IEC 60664-1	
Type of insulation coil-contact circuit	basic
open contact circuit	functional
adjacent contact circuits	basic
Rated insulation voltage	250 V
Pollution degree	2
Rated voltage system	230/400 V
Overvoltage category	III
Material compliance: EU RoHS/ELV, China RoHS, REACH, Halogen content	refer to the Product Compliance Support Center at www.te.com/customersupport/rohssupportcenter
Ambient temperature range	-40...+40°C
Terminals	screw
Terminal screw torque acc. IEC 61984	0.8 Nm
max.	1.2 Nm
Wire cross section	
single wire	2 x 2.5 mm ²
fine wire	2 x 2.5 mm ²
with bootlace crimp (DIN 46228/1)	2 x 1.5 mm ²
Insertion cycles	A (10)
Max. Insertion Force total	100 N
Mounting distance	≥ 0 mm, dense packing
Weight	66 g
Packaging unit	100 pcs



F0114-B

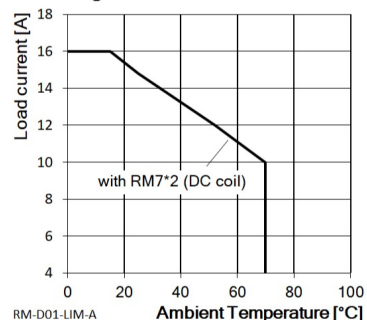


S0318-B

Socket with screw-type terminals

Type	Part Number
RM 78 705 Socket with screw-type terminals	2-1393844-5

Derating curve RM78705



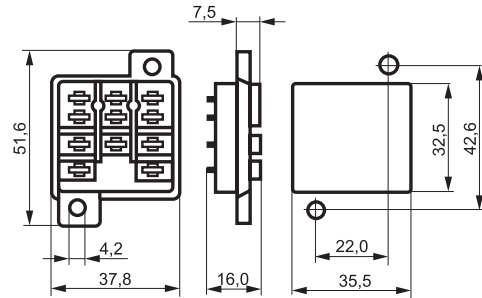
Accessories Power Relay RM (Continued)

**RM sockets for PCB and with solder terminals
RM 78 700/701/702**

RM 78 700, socket with quick connect terminals



F0110-A



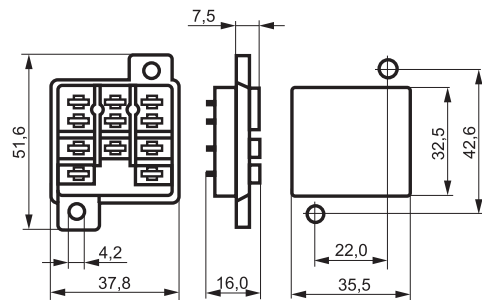
Chassis cut-out

S0319-AA

RM 78 701, socket with solder terminals



F0111-A



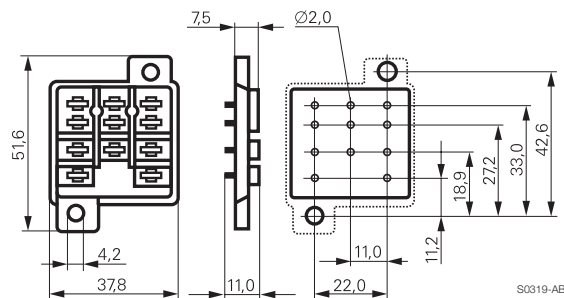
Chassis cut-out

S0319-AA

RM 78 702, socket with PCB terminals



F0112-A



S0319-AB

Approvals

UL E135149, CSA 700955

Technical data RM 78 700/701/702

Rated voltage	240 VAC	
Rated current	10 A	
Dielectric strength	coil-contact circuit	2500 V _{rms}
	open contact circuit	1500 V _{rms}
	adjacent contact circuits	2500 V _{rms}
Clearance / creepage coil-contact circuit	≥ 4.0/6.3 mm	
Material group of insulation parts	IIIa	
Insulation to IEC 60664-1		
Type of insulation	coil-contact circuit basic	
	open contact circuit functional	
	adjacent contact circuits basic	
Rated insulation voltage	250 V	
Pollution degree	2	
Rated voltage system	230/400 V	
Overvoltage category	III	

Technical data (continued) RM 78 700/701/702

Material compliance: EU RoHS/ELV, China RoHS, REACH, Halogen content refer to the Product Compliance Support Center at www.te.com/customer-support/rohssupportcenter

Ambient temperature range	-40...+40°C
Terminals	pcb, solder terminals
Insertion cycles	A (10)
Max. Insertion Force total	100 N
Mounting distance	≥ 0 mm, dense packing
Resistance to soldering heat	270°C/10 s
Weight	9 g
Packaging unit	25 pcs

Sockets

Type	Part Number
RM 78 700 Socket with quick connect terminals	1419118-6
RM 78 701 Socket with solder terminals	4-1393149-9
RM 78 702 Socket with PCB terminals	2-1393844-3

Accessories for RM 78 700, RM 78 701, RM 78 702

Type	Part Number
RM 28 802 Metal retaining clip RM	1419118-5