

## Simply Servos for Raspberry Pi Pico

This compact servo board for the Raspberry Pi Pico allows 8 hobby servos to be controlled simultaneously, making it ideal for advanced robotic projects.

Simply Servos also features 5 external connections to GPIO pins and a 3V and GND supply from the Pico. These IO breakout the 3 ADC pins and GP0 and 1. This allows additional IO to be connected to the board and the state of these can then be read or controlled by the Pico.


Power is provided via a terminal block connector, the supply is then controlled by an on/off power switch to the board. There is a green power LED to indicate when the board is turned on. The power connections are reverse polarity protected.

The board produces a regulated 3V supply that is fed into the 40 way connector to power the Pico, removing the need to power the Pico directly.

This board is capable of continuous use at high currents. During such use it may become hot.



**Inserting a Pico:** To use the Simply Servos board the Pico should have soldered pin header and be inserted firmly into the connector as shown.




### Example Pico Code:

Kitronik have developed a MicroPython module and sample code to support the use of the Simply Servos board with the Pico.


This code is available in the GitHub repo at:

<https://github.com/KitronikLtd/Kitronik-Pico-Simply-Servos-MicroPython>




## Electrical Information

Operating Voltage (Vcc)	3V to 12V
Max Current (continuous)	10 A (all channels)
Max current output on 3V3	50mA
Number of Servo Channels	8
Servo Pins	GP 2, 3, 4, 5, 6, 7, 8, 9
Additional Pin breakout	GP 0, 1, 26, 27, 28, 3V3, GND



This board is capable of continuous use at high currents. During such use it may become hot.



3 x M3 mounting holes.  
Centres 4mm from board edge

(Dimensions +/- 1mm)