

Industrial Relay Type RRM Monostable




- 8 or 14 -blades socket mounting
- 2 or 4 change over contacts
- 10A maximum switching current (DPDT version)
- 250 VAC/VDC maximum switching voltage
- AC coils 12 ~ 240 VAC
- DC coils 12 ~ 110VDC
- Electrical life of 100,000 cycles
- Mechanical life of 10,000,000 cycles
- DIN sockets with two terminal layout options
- Standard indicating LED, push arm and test flag
- UL, CSA, CE, ROHS approvals

Product Description

The RRM is an industrial relay that can be used in a wide range of applications. It is available in 2 or 4 change over contacts configurations.

Ordering Key

RRM 004 A 24V



Approvals



Type Selection

Type	Contact Code	Coil Type	Coil Voltage
RRM	002 - DPDT	A - AC	12V, 24V, 48V, 120V, 240V AC
	004 - 4PDT	D - DC	5V, 6V, 12V, 24V, 48V, 110V DC

Product Selection

Part Number	Contact Code	Coil voltage	Stock Code
RRM002A12V	DPDT 2 change over contacts, 8-blades	12 VAC	D
RRM002A24V		24 VAC	A
RRM002A48V		48 VAC	D
RRM002A120V		120 VAC	A
RRM002A240V		240 VAC	A
RRM002D5V		5 VDC	A
RRM002D6V		6 VDC	D
RRM002D12V		12 VDC	A
RRM002D24V		24 VDC	A
RRM002D48V		48VDC	D
RRM002D110V		110 VDC	D

Part Number	Contact Code	Coil voltage	Stock Code
RRM004A12V	4PDT 4 change over contacts, 14-blades	12 VAC	D
RRM004A24V		24 VAC	A
RRM004A48V		48 VAC	D
RRM004A120V		120 VAC	A
RRM004A240V		240 VAC	A
RRM004D5V		5 VDC	A
RRM004D6V		6 VDC	D
RRM004D12V		12 VDC	A
RRM004D24V		24 VDC	A
RRM004D48V		48VDC	D
RRM004D110V		110 VDC	D

Contact Characteristics

Arrangement:	DPDT, 4PDT
Contact Rating:	RRM002: 10A 250VAC/30VDC
	RRM004: 5A 250VAC/30VDC
Hp rating at 240VAC	RRM002: 1/3 Hp, RRM004: 1/6 Hp
Maximum Switching Voltage:	250VAC, 30 VDC
Minimum Switching Current:	100mA, 5VDC

Material :	AgSnO2
Contact Resistance:	≤ 100 mOhms (at 6 VDC 1A)
Reaction Time to Close:	≤ 20ms
Reaction Time to Open:	≤ 20ms
Electrical Life:	100,000 cycles (1800 per hour)
Mechanical Life	10,000,000 cycles (18,000 per hour)

Industrial Relay Type RRM Monostable

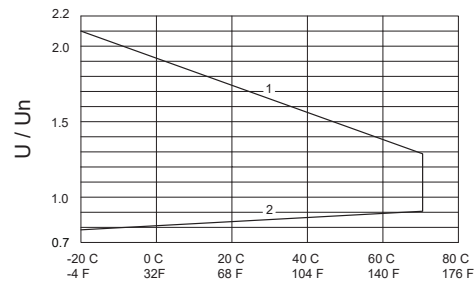
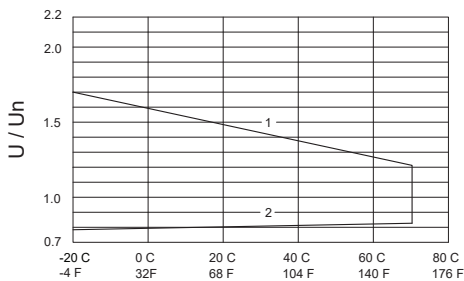


Coil Characteristics

AC Coil						DC Coil					
Coil Code	Nominal Voltage	Pick-up	Drop-out	Coil Resistance	Coil Power	Coil Code	Nominal Voltage	Pick-up	Drop-out	Coil Resistance	Coil Power
		at +23°C						at +23°C			
	VAC	≥ VAC	≤ VAC	Ω ±10%	VA		VAC	≥ VAC	≤ VAC	Ω ±10%	VA
12V	12V	80%	30%	46.5	aprox. 1.2	5V	5V	80%	10%	28	aprox. 0.9
24V	24V			192		6V	6V			40	
48V	48V			783		12V	12V			160	
120V	110/120V			4000		24V	24V			650	
240V	220/240V			15000		48V	48V			2560	
						110V	110V			11000	

Minimum and Maximum Coil Voltage vs Ambient Temperature

AC Coil		DC Coil	
---------	--	---------	--



- 1- Maximum coil voltage vs. temperature
- 2- Minimum coil voltage vs. temperature

Insulation

Between Open Contacts (1mA leakage)	≥ 1000 VAC for 1 minute
	≥ 1200 VAC for 1 second
Between Contact and Coil and	≥ 2500 VAC for 1 minute
	≥ 2750 VAC for 1 second
Contact to Contact (1mA leakage)	≥ 1500 VAC for 1 minute
	≥ 1700 VAC for 1 second

Environmental Specifications

Operational Temperature	-40°C ~ +70°C
Operational Humidity	35% ~ 85%
Storage Temperature	-40°C ~ +70°C
Storage Humidity	20% ~ 85%
Storage Environment	avoid corrosive gas environments and direct sun

Dimensions

