

**SINGLE-PHASE GLASS PASSIVATED
SILICON BRIDGE RECTIFIER**
VOLTAGE RANGE 600 Volts CURRENT 15 Amperes

FEATURES

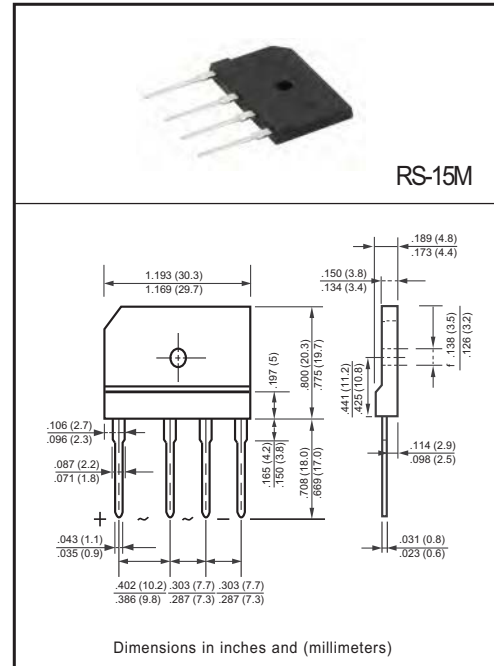
- * Low leakage
- * Low forward voltage
- * Surge overload rating : 250 amperes peak
- * Mounting position: Any
- * Ideal for printed circuit boards
- * High forward surge current capability

MECHANICAL DATA

- * Epoxy: Device has UL flammability classification 94V-O
- * UL list the recognized component directory, file #E94233

MAXIMUM RATINGS AND ELECTRICAL CHARACTERISTICS

Ratings at 25 °C ambient temperature unless otherwise specified.
resistive or inductive load.



MAXIMUM RATINGS*(@ TA=25 °C unless otherwise noted)

RATINGS	SYMBOL	RS1505M-C-LV	UNITS
Maximum Recurrent Peak Reverse Voltage	V _{RRM}	600	Volts
Maximum RMS Voltage	V _{RMS}	420	Volts
Maximum DC Blocking Voltage	V _{DC}	600	Volts
Maximum Average Forward Rectified Current at T _C = 100°C	I _O	15	Amps
Insulation voltage	V _{iso}	3000	Volts
Peak Forward Surge Current 8.3 ms single half sine-wave superimposed on rated load (JEDEC method)	I _{FSM}	250	Amps
Typical Current Squared Time	I ² T	259.3	A ² S
Typical Thermal Resistance (Note 1)	R _{θJC}	1.5	°C/W
	R _{θJA}	22	
Operating and Storage Temperature Range	T _J , T _{STG}	-55 to + 150	°C

ELECTRICAL CHARACTERISTICS(@TA=25 °C unless otherwise noted)

CHARACTERISTICS	SYMBOL	RS1505M-C-LV	UNITS
Maximum Instantaneous Forward Voltage at 7.5A DC	V _F	0.9	Volts
Maximum DC Reverse Current at Rated DC Blocking Voltage	I _R	@T _A = 25°C	5.0
		@T _A = 100°C	200

NOTES : 1. Thermal Resistance : Heat-sink case mounted or if PCB mounted.
2. "Fully ROHS compliant", "100% Sn plating (Pb-free)".

2016-12
REV:0

RATING AND CHARACTERISTICS CURVES (RS1505M -C-LV)

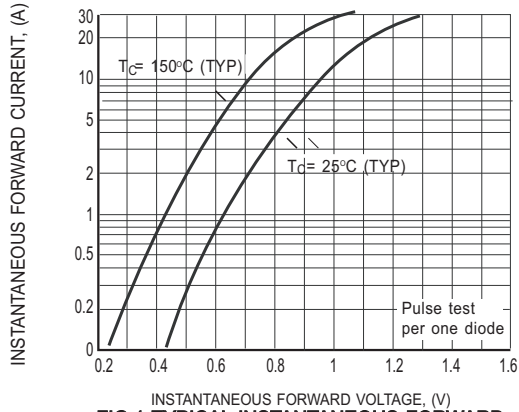


FIG.1 TYPICAL INSTANTANEOUS FORWARD CHARACTERISTICS

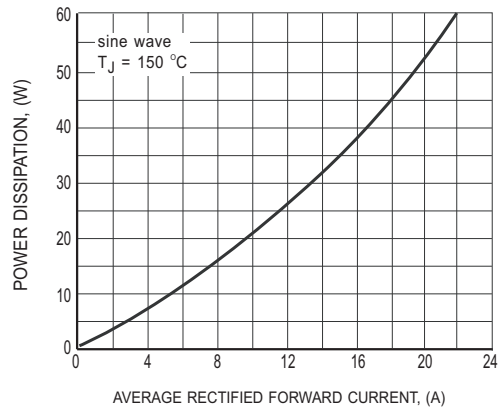


FIG.2 POWER DISSIPATION

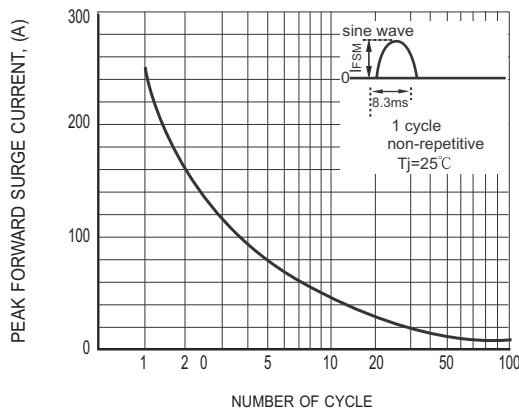


FIG.3 SURGE FORWARD CURRENT CAPABILITY

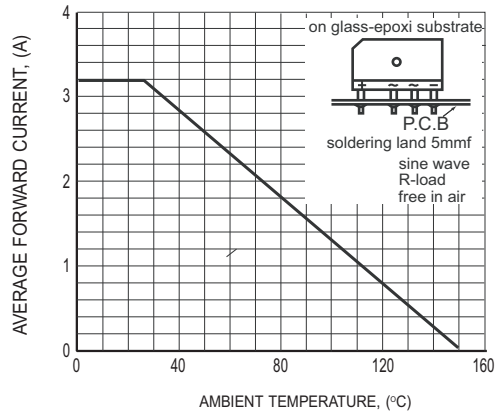


FIG.4 TYPICAL FORWARD CURRENT DERATING CURVE

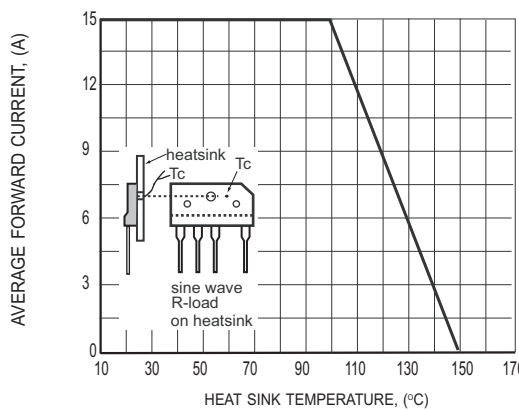


FIG.5 TYPICAL FORWARD CURRENT DERATING CURVE

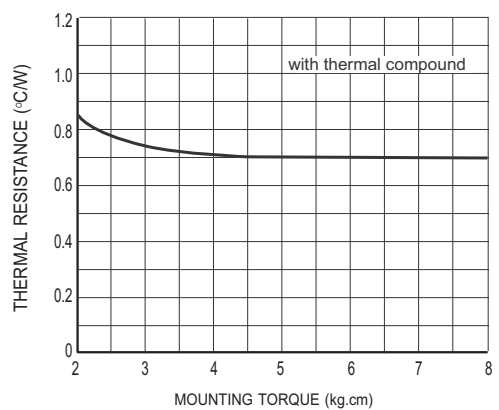
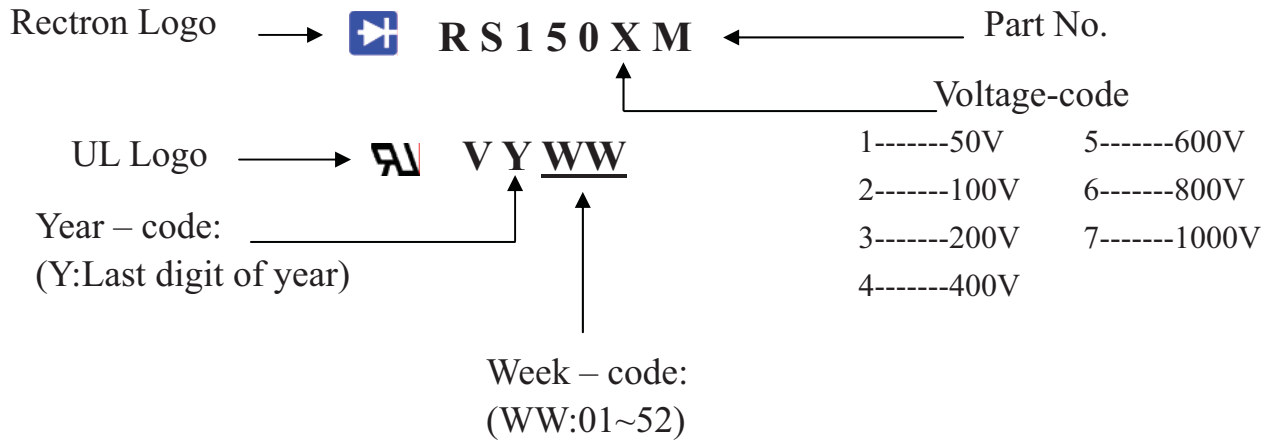


FIG.6 CONTACT THERMAL RESISTANCE for

Marking Description



PACKAGING OF DIODE AND BRIDGE RECTIFIERS

BULK PACK

PACKAGE	PACKING CODE	EA PER BOX	INNER BOX SIZE (mm)	CARTON SIZE (mm)	EA PER CARTON	GROSS WEIGHT(Kg)
RS-15M	-B	300	230*190*46	410*243*157	1,800	13.37

TUBE PACK

PACKAGE	PACKING CODE	EA PER BOX	INNER BOX SIZE (mm)	CARTON SIZE (mm)	EA PER CARTON	WEIGHT(Kg)
RS-15M	-C	600	490*135*110	510*293*131	1,200	13.12