

**SINGLE-PHASE GLASS PASSIVATED  
SILICON BRIDGE RECTIFIER**  
VOLTAGE RANGE 50 to 1000 Volts CURRENT 35 Amperes

**FEATURES**

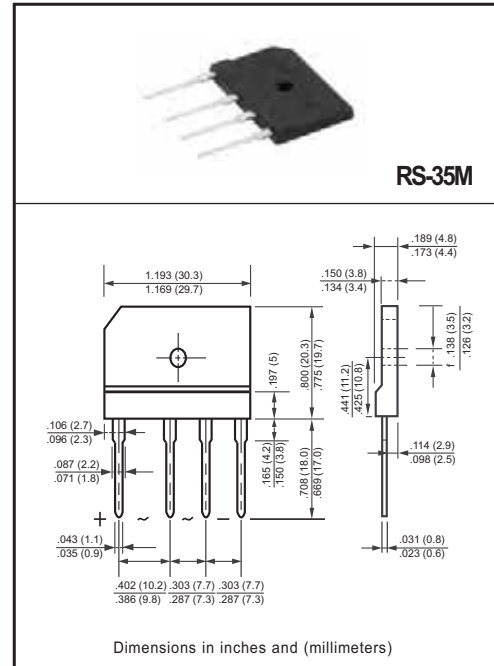
- \* Low leakage
- \* Low forward voltage
- \* Surge overload rating : 300 amperes peak
- \* Mounting position: Any
- \* Ideal for printed circuit boards
- \* High forward surge current capability

**MECHANICAL DATA**

- \* Epoxy: Device has UL flammability classification 94V-O
- \* UL list the recognized component directory, file #E252754

**MAXIMUM RATINGS AND ELECTRICAL CHARACTERISTICS**

Ratings at 25 °C ambient temperature unless otherwise specified.  
resistive or inductive load.



**MAXIMUM RATINGS (@ TA=25 °C unless otherwise noted)**

RATINGS	SYMBOL	RS3501M	RS3502M	RS3503M	RS3504M	RS3505M	RS3506M	RS3507M	UNITS
Maximum Recurrent Peak Reverse Voltage	V <sub>RRM</sub>	50	100	200	400	600	800	1000	Volts
Maximum RMS Voltage	V <sub>RMS</sub>	35	70	140	280	420	560	700	Volts
Maximum DC Blocking Voltage	V <sub>DC</sub>	50	100	200	400	600	800	1000	Volts
Maximum RSM Blocking Voltage	V <sub>RSM</sub>	150	200	300	500	700	900	1100	Volts
Maximum Average Forward Rectified Current	I <sub>O</sub>	35							Amps
Peak Forward Surge Current 8.3 ms single half sine-wave superimposed on rated load (JEDEC method)	I <sub>FSM</sub>	400							Amps
Typical Current Squared Time	I <sup>2</sup> <sub>t</sub>	664							A <sup>2</sup> /S
Insulation voltage	V <sub>ISO</sub>	3000							Volts
Typical Thermal Resistance (Note 1)	R <sub>θJL</sub>	1.0							°C/W
	R <sub>θJA</sub>	22							
Operating and Storage Temperature Range	T <sub>J</sub> , T <sub>STG</sub>	-55 to + 150							°C

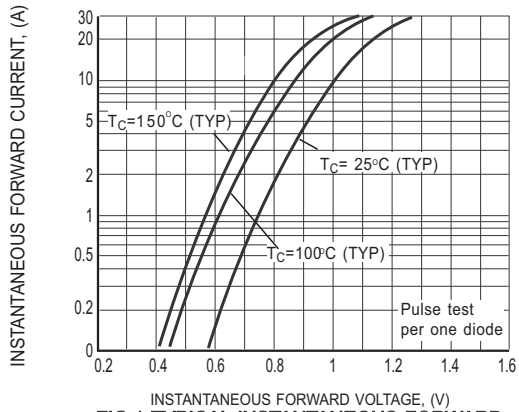
**ELECTRICAL CHARACTERISTICS (@TA=25 °C unless otherwise noted)**

CHARACTERISTICS	SYMBOL	RS3501M	RS3502M	RS3503M	RS3504M	RS3505M	RS3506M	RS3507M	UNITS
Maximum Instantaneous Forward Voltage at 17.5A DC	V <sub>F</sub>	1.0							Volts
Maximum DC Reverse Current at Rated DC Blocking Voltage	@T <sub>A</sub> = 25°C	0.5							uAmps
	@T <sub>A</sub> = 150°C	500							

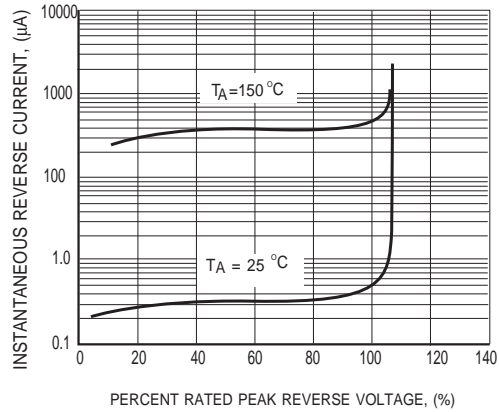
NOTES : 1. Thermal Resistance : Heat-sink case mounted or if PCB mounted.  
2. "ROHS compliant".

2019-06  
REV: J

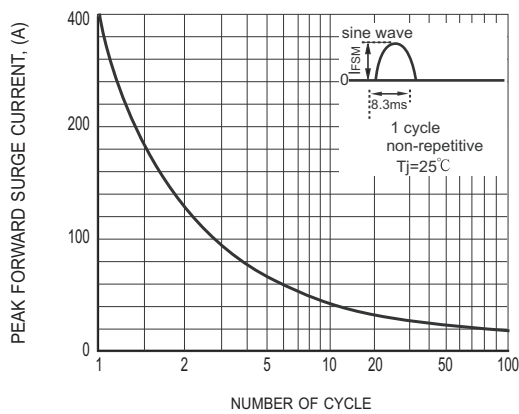
# RATING AND CHARACTERISTICS CURVES ( RS3501M THRU RS3507M )



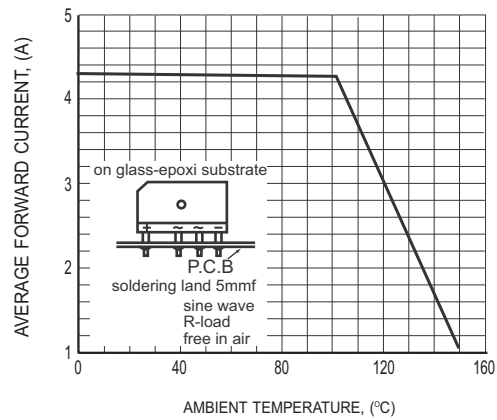
**FIG.1 TYPICAL INSTANTANEOUS FORWARD CHARACTERISTICS**



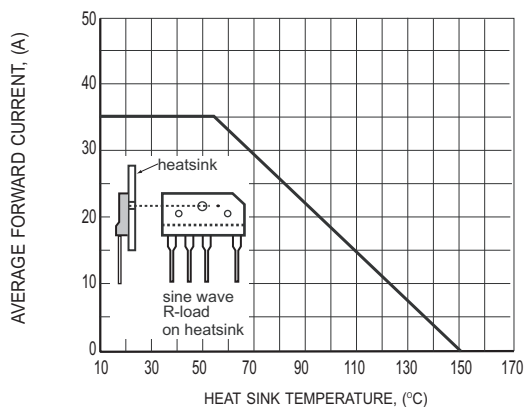
**FIG.2 MAXIMUM REVERSE CHARACTERISTICS**



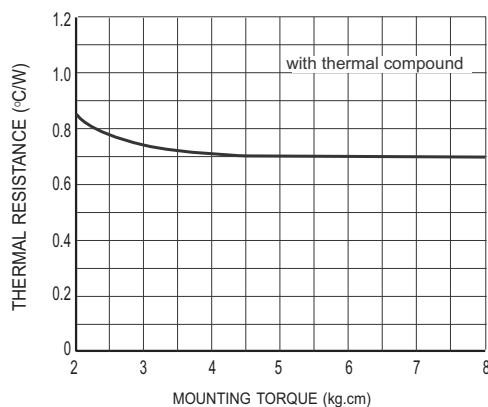
**FIG.3 SURGE FORWARD CURRENT CAPABILITY**



**FIG.4 TYPICAL FORWARD CURRENT DERATING CURVE**

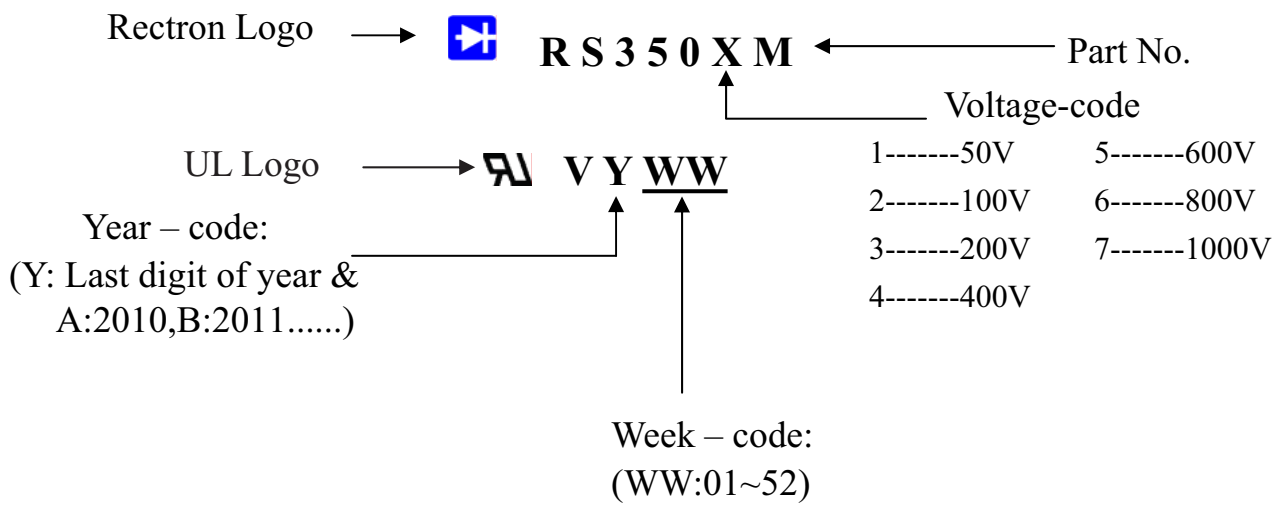


**FIG.5 TYPICAL FORWARD CURRENT DERATING CURVE**



**FIG.6 CONTACT THERMAL RESISTANCE fcf**

## Marking Description



# PACKAGING OF DIODE AND BRIDGE RECTIFIERS

## TUBE PACK

PACKAGE	PACKING CODE	EA PER BOX	INNER BOX SIZE (mm)	CARTON SIZE (mm)	EA PER CARTON	WEIGHT(Kg)
RS-35M	-C	600	490*135*110	510*293*131	1,200	13.12

