

**SINGLE-PHASE GLASS PASSIVATED  
SILICON BRIDGE RECTIFIER**  
VOLTAGE RANGE 50 to 1000 Volts CURRENT 4.0 Amperes

**FEATURES**

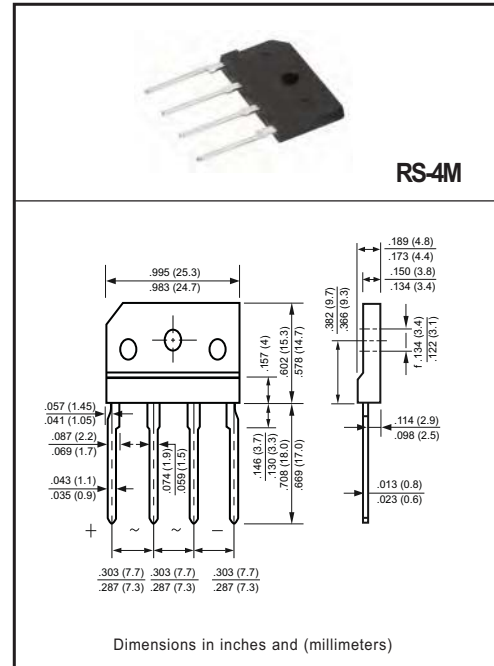
- \* Ideal for printed circuit board
- \* Surge overload rating: 130 amperes peak
- \* Mounting position: Any

**MECHANICAL DATA**

- \* Epoxy: Device has UL flammability classification 94V-O
- \* Epoxy: UL listed the recognized component, file #94233

**MAXIMUM RATINGS AND ELECTRICAL CHARACTERISTICS**

Ratings at 25 °C ambient temperature unless otherwise specified.  
resistive or inductive load.



**MAXIMUM RATINGS (@ TA=25 °C unless otherwise noted)**

RATINGS	SYMBOL	RS401M	RS402M	RS403M	RS404M	RS405M	RS406M	RS407M	UNITS
Maximum Recurrent Peak Reverse Voltage	V <sub>RRM</sub>	50	100	200	400	600	800	1000	Volts
Maximum RMS Voltage	V <sub>RMS</sub>	35	70	140	280	420	560	700	Volts
Maximum DC Blocking Voltage	V <sub>DC</sub>	50	100	200	400	600	800	1000	Volts
Maximum Average Forward Rectified Current at T <sub>A</sub> = 50 °C	I <sub>O</sub>	4.0							Amps
Peak Forward Surge Current 8.3 ms single half sine-wave superimposed on rated load (JEDEC method)	I <sub>FSM</sub>	130							Amps
Current Squared Time	I <sup>2</sup> t	70							A <sup>2</sup> S
Typical Thermal Resistance (Note 1)	R <sub>θJC</sub>	6.0							°C/W
	R <sub>θJA</sub>	26							
Operating and Storage Temperature Range	T <sub>J</sub> , T <sub>STG</sub>	-55 to + 150							°C

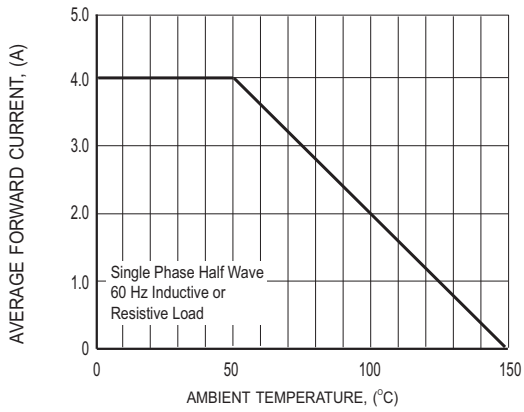
**ELECTRICAL CHARACTERISTICS (@ T<sub>A</sub>=25 °C unless otherwise noted)**

CHARACTERISTICS	SYMBOL	RS401M	RS402M	RS403M	RS404M	RS405M	RS406M	RS407M	UNITS
Maximum Instantaneous Forward Voltage at 4.0A DC	V <sub>F</sub>	1.1							Volts
Maximum DC Reverse Current at Rated DC Blocking Voltage	I <sub>R</sub>	@ T <sub>A</sub> = 25 °C							uAmps
		@ T <sub>A</sub> = 100 °C							

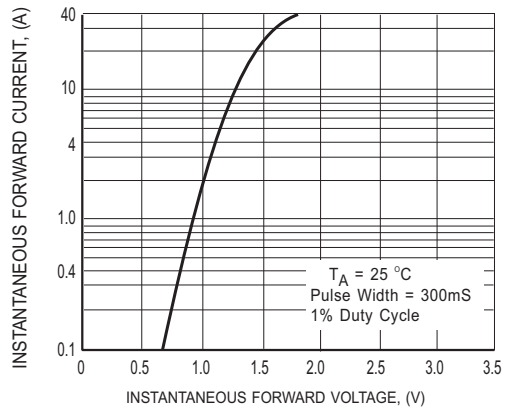
NOTES : 1. Thermal Resistance : Heat-sink case mounted or if PCB mounted.  
2. "Fully ROHS compliant", "100% Sn plating (Pb-free)".

2014-12  
REV: O

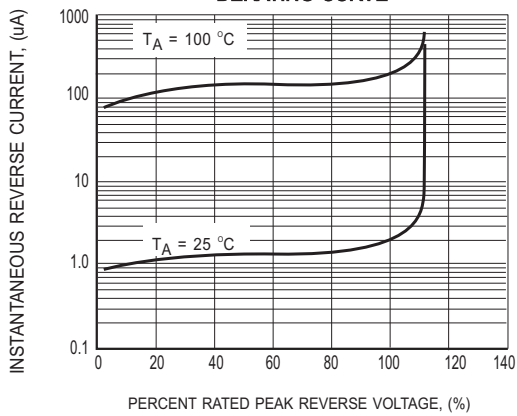
## RATING AND CHARACTERISTICS CURVES ( RS401M THRU RS407M )



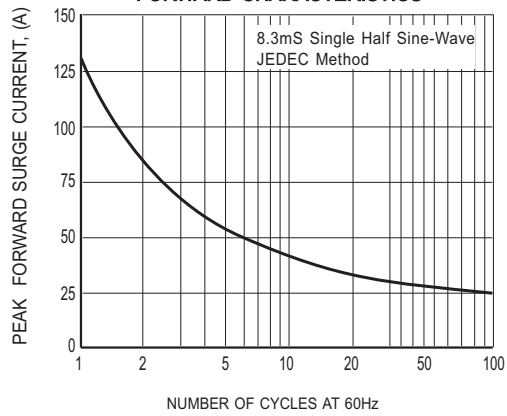
**FIG.1 TYPICAL FORWARD CURRENT DERATING CURVE**



**FIG.2 TYPICAL INSTANTANEOUS FORWARD CHARACTERISTICS**

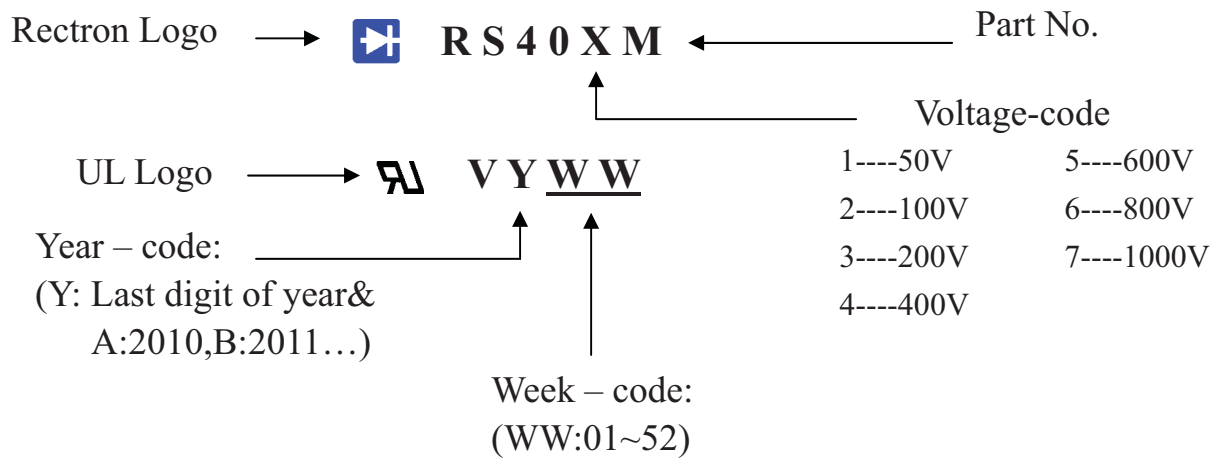


**FIG.3 TYPICAL REVERSE CHARACTERISTICS**



**FIG.4 MAXIMUM NON-REPETITIVE FORWARD SURGE CURRENT**

## Marking Description



## PACKAGING OF DIODE AND BRIDGE RECTIFIERS

### TUBE PACK

PACKAGE	PACKING CODE	EA PER BOX	INNER BOX SIZE (mm)	CARTON SIZE (mm)	EA PER CARTON	WEIGHT(Kg)
RS-4M/-10M	-C	900	540*118*118	560*259*144	1,800	12.82