

**SINGLE-PHASE GLASS PASSIVATED
SILICON BRIDGE RECTIFIER**
VOLTAGE RANGE 50 to 1000 Volts CURRENT 4.0 Amperes

FEATURES

- * Ideal for printed circuit board
- * Surge overload rating: 130 amperes peak
- * Mounting position: Any

MECHANICAL DATA

- * Epoxy: Device has UL flammability classification 94V-O
- * Epoxy: UL listed the recognized component, file #94233

MAXIMUM RATINGS AND ELECTRICAL CHARACTERISTICS

Ratings at 25 °C ambient temperature unless otherwise specified.
resistive or inductive load.



MAXIMUM RATINGS (@ TA=25 °C unless otherwise noted)

RATINGS	SYMBOL	RS401M	RS402M	RS403M	RS404M	RS405M	RS406M	RS407M	UNITS
Maximum Recurrent Peak Reverse Voltage	V _{RRM}	50	100	200	400	600	800	1000	Volts
Maximum RMS Voltage	V _{RMS}	35	70	140	280	420	560	700	Volts
Maximum DC Blocking Voltage	V _{DC}	50	100	200	400	600	800	1000	Volts
Maximum Average Forward Rectified Current at T _A = 50 °C	I _O	4.0							Amps
Peak Forward Surge Current 8.3 ms single half sine-wave superimposed on rated load (JEDEC method)	I _{FSM}	130							Amps
Current Squared Time	I ² t	70							A ² S
Typical Thermal Resistance (Note 1)	R _{θJC}	6.0							°C/W
	R _{θJA}	26							
Operating and Storage Temperature Range	T _J , T _{STG}	-55 to + 150							°C

ELECTRICAL CHARACTERISTICS (@ TA=25 °C unless otherwise noted)

CHARACTERISTICS	SYMBOL	RS401M	RS402M	RS403M	RS404M	RS405M	RS406M	RS407M	UNITS
Maximum Instantaneous Forward Voltage at 4.0A DC	V _F	1.1							Volts
Maximum DC Reverse Current at Rated DC Blocking Voltage	I _R	@ T _A = 25 °C							uAmps
		@ T _A = 100 °C							

NOTES : 1. Thermal Resistance : Heat-sink case mounted or if PCB mounted.
2. "Fully ROHS compliant", "100% Sn plating (Pb-free)".

2014-12
REV: O

RATING AND CHARACTERISTICS CURVES (RS401M THRU RS407M)

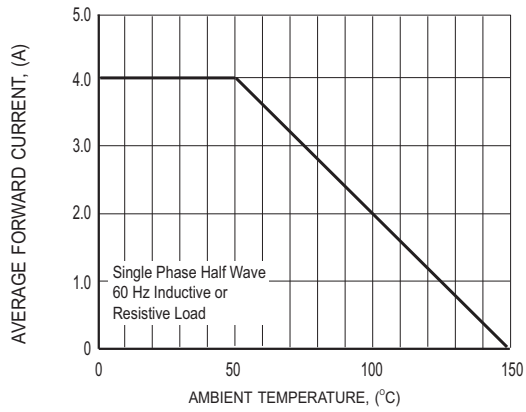


FIG.1 TYPICAL FORWARD CURRENT DERATING CURVE

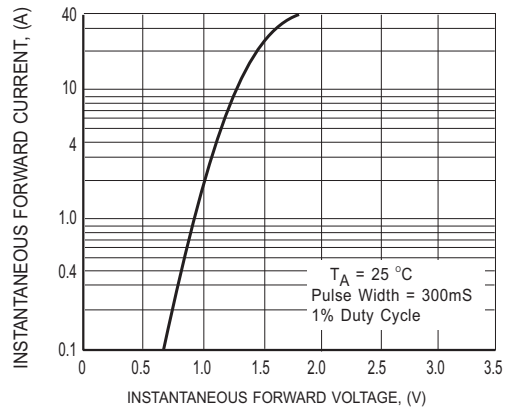


FIG.2 TYPICAL INSTANTANEOUS FORWARD CHARACTERISTICS

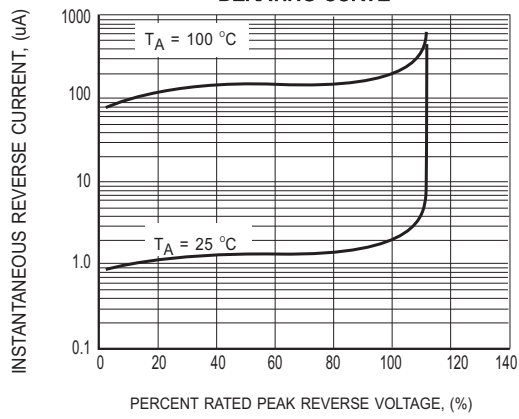


FIG.3 TYPICAL REVERSE CHARACTERISTICS

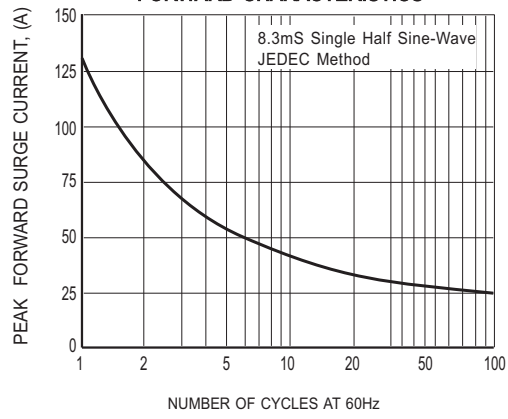
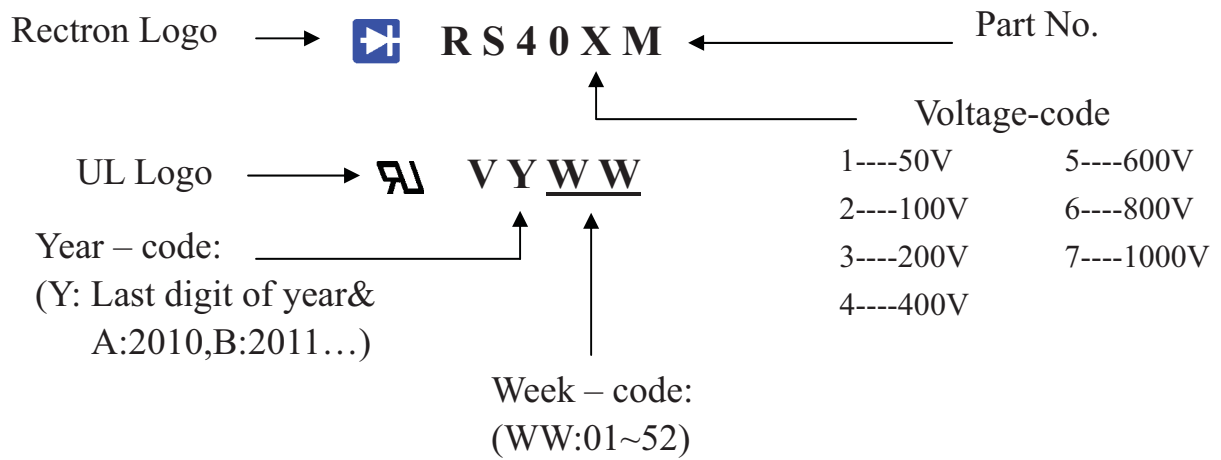


FIG.4 MAXIMUM NON-REPETITIVE FORWARD SURGE CURRENT

Marking Description



PACKAGING OF DIODE AND BRIDGE RECTIFIERS

TUBE PACK

PACKAGE	PACKING CODE	EA PER BOX	INNER BOX SIZE (mm)	CARTON SIZE (mm)	EA PER CARTON	WEIGHT(Kg)
RS-4M/-10M	-C	900	540*118*118	560*259*144	1,800	12.82