

Compact and good operational feel, suitable for mixing console faders



■ Typical Specifications



Items	Specifications
Total resistance tolerance	±20%
Maximum operating voltage	200V AC, 10V DC (Single-unit) 150V AC, 10V DC (Dual-unit)
Operating force	0.5 $\begin{smallmatrix} +1.0 \\ -0.4 \end{smallmatrix}$ N
Operating life	30,000 cycles
Operating temperature range	-10°C to +60°C

■ Product Line

Number of resistor elements	Travel (mm)	Lever type	Length of lever (mm)	Total resistance (k Ω)	Resistance taper	Minimum order unit (pcs.)		Products No.
						Japan	Export	
Single-unit	60	6	15	10	1B	900	900	RS6011SP6003
				20				RS6011SP6004
Dual-unit				10	15A			RS6011DP6002
				20				RS6011DP6003

Note

Other varieties are also available. Refer to "Other Specifications" (P.375).

■ Packing Specifications

Tray

Number of packages (pcs.)		Export package measurements (mm)
1 case /Japan	1 case /export packing	
900	900	529×373×273

■ Dimensions

Style	PC board mounting hole dimensions (Viewed from mounting side)
	<p>The RS6011SP uses lug terminals for terminals 1' 2' 3'.</p>

Refer to P.375 for other specifications.  
 Refer to P.375 for details of lever types.  
 Refer to P.376 for ordering products not listed.  
 Refer to P.383 for soldering conditions.

# Low-profile Master Type (P Fader) / Other Specifications

In addition to the Product Line, we accommodate the following specifications. Combinations not included in the Product Line are treated as semi-standard products.

## Total Resistance Variety

Total resistance (k Ω)	10	20	50
------------------------	----	----	----

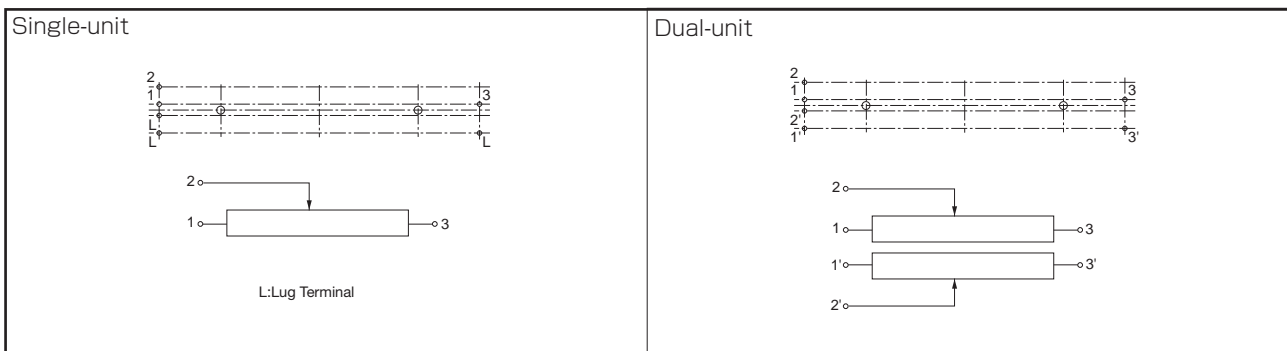
## Resistance Taper

Resistance taper	15A	1B	10A
------------------	-----	----	-----

## Lever Types

Configuration code	9-1 (Metal lever)	6 (Metal lever)	4 (Metal lever)
Dimensions			
Length L <sub>1</sub>	10	15	15
			20

## Terminal Layout / Circuit Diagram (Viewed from Mounting Side)



## Corresponding Specifications

Dust cover	Available
------------	-----------

## Notes

1.  Marked are specifications recommended by Alps Alpine.
2. A variety of operational feels are available, so please inquire if you have a request.

Rotary  
Potentiometers

Slide  
Potentiometers

General-use

Mixer

# Low-profile Master Type (P Fader) / Ordering Products Not Listed

In addition to the Product Line, we accommodate the following specifications. Combinations not included in the Product Line are treated as semi-standard products. Please refer to the notation example below.

## Sample Part Number

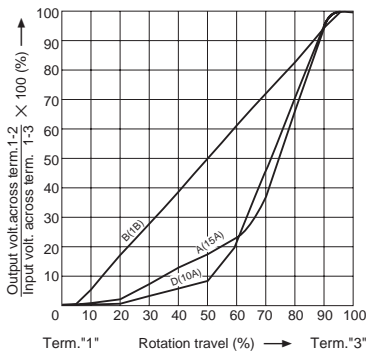
**R S 6 0 1 1 S P — B 1 0 3**

Number of resistor elements

Code	Number of resistor elements
S	Single-unit
D	Dual-unit

Resistance taper

Code	Resistance taper
A	15A
B	1B
D	10A



Total resistance

Code	Total resistance (k Ω)
103	10
203	20
503	50

Rotary  
Potentiometers











Slide  
Potentiometers

General-Use

Mixer

# Slide Potentiometers

## List of Varieties

Type		Low-profile Master Type		Motor-driven Master Type		
Series		N Fader	P Fader	Motor N Fader	Motor K Fader	Motor V Fader
		RS □□ N	RS6011 □ P	RS □□ N1 □ M	RSA0K1 □ V	RSA0V11M
		Single-unit/Dual-unit	Single-unit/Dual-unit	Single-unit/Dual-unit	Single-unit/Dual-unit	Single-unit
Photo						
Travel (mm)		60, 100	60	60, 100	100	
Direction of lever		Vertical				
Lever material		Metal				Resin
Operating temperature range		-10°C to +60°C				
Operating life		30,000 cycles			300,000 cycles	100,000 cycles
Available for automotive use		—	—	—	—	—
Life cycle						
Electrical performance	Total resistance (k Ω)	10, 50, 100, 250	10, 20, 50	10, 50, 100, 250	10	
	Resistance taper	15A, 1B, 10A		Single-unit: 1B Dual-unit: Servo 1B Audio 15A, 1B, 10A		1B
	Rated Power	0.1W (RS60N) 0.25W (RSA0N)	0.2W (Single-unit) 0.1W (Dual-unit)	0.2W (RS60N1□M) 0.5W (RSA0N1□M)	0.5W	
	Insulation resistance	100MΩ min. 250V DC				
	Voltage proof	250V AC for 1 minute				
	Center-taps	Without				
Mechanical performance	Operating force	Single-unit: $0.3^{+0.5}_{-0.25}$ N Dual-unit: $0.4^{+0.5}_{-0.35}$ N	$0.5^{+1.0}_{-0.4}$ N	0.8±0.5N	Single-unit: 0.4±0.25N Dual-unit: 0.25 to 0.9N	—
	Center detent	Without				
	Stopper strength	100N				10N
	Lever push-pull strength	50N				20N
	Lever wobble (mm) ※ Both sides	$\frac{2(2 \times L)}{25}$				
	Lever deviation (mm)	0.5 max. (One side)				
Terminal style		Insertion		Lead, Insertion	Connector (Fader) Lead (Motor)	Connector
Page		370	374	377		

Slide Potentiometers Soldering Conditions	383
Potentiometer Cautions	384
Potentiometers Measurement and Test Methods	386
Potentiometers Resistance Taper	388

### Notes

- Attenuation is specified for residual resistance.
- "L" in the "Lever Wobble" column of the above table indicates the length of lever.