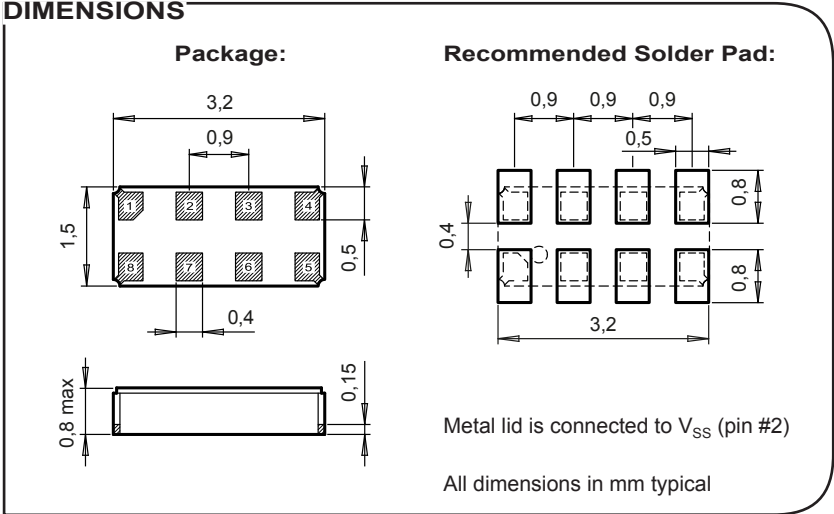



# RV-8263-C7

## Real-Time Clock Module with I<sup>2</sup>C-Bus



**APPLICATIONS**

- IoT
- Metering
- Industrial
- Automotive
- Health Care
- Wearables, Portables

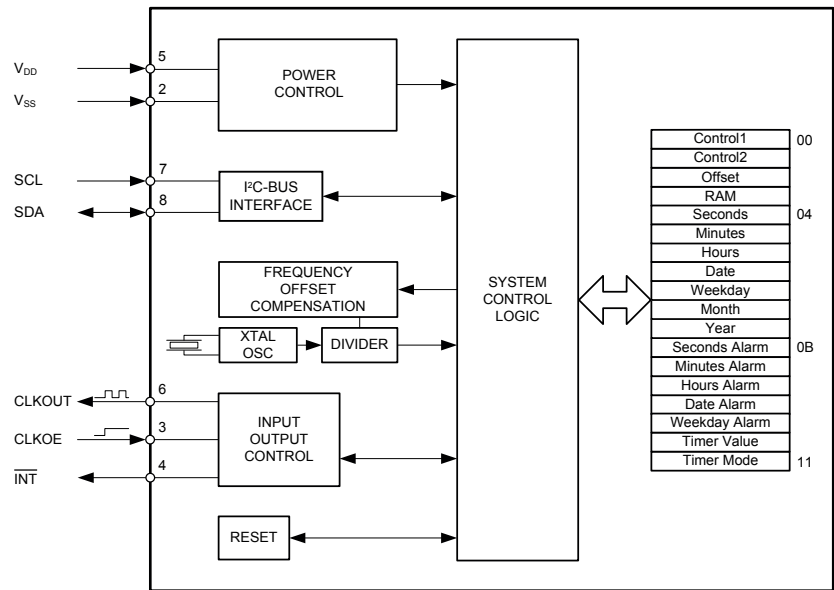
**DESCRIPTION**

The RV-8263-C7 is a SMT Real-Time Clock Module that incorporates an integrated CMOS circuit together with an XTAL. It operates under vacuum in a hermetically sealed ceramic package with metal lid.

**FEATURES**

- Low power consumption: 190 nA @ 3 V.
- Wide operating voltage range: 0.9 V to 5.5 V.
- Time accuracy: ±20 ppm @ 25°C.
- Operating temperature range: -40 to +85°C.
- User programmable offset value.
- Oscillator stop detection.
- Provides year, month, date, weekday, hours, minutes and seconds.
- Automatic leap year calculation: 2000 to 2099.
- Timer and Alarm functions.
- Clock output frequencies: 32.768 kHz to 1 Hz.
- I<sup>2</sup>C-bus interface: 400 kHz.
- 100% Pb-free, RoHS-compliant.
- Automotive qualification according to AEC-Q200 available.

**BLOCK DIAGRAM**



## ELECTRICAL CHARACTERISTICS AT 25°C

More detailed information can be found in the Application Manual.

	Symbol	Condition	Min.	Typ.	Max	Unit
Supply voltage	V <sub>DD</sub>	I <sup>2</sup> C-bus active	1.8		5.5	V
Supply voltage	V <sub>DD</sub>	Time keeping	0.9		5.5	V
Current consumption Time keeping mode	I <sub>DDO</sub>	I <sup>2</sup> C-bus inactive, V <sub>DD</sub> = 3 V		190	240	nA
CLKOUT frequency	F <sub>CLKOUT</sub>	Programmable	32768 to 1			Hz
Frequency tolerance	ΔF/F	@ 25°C	±20 <sup>1)</sup>			ppm
Aging first year max.	ΔF/F	@ 25°C	±3			ppm

1) Tighter frequency tolerances on request.

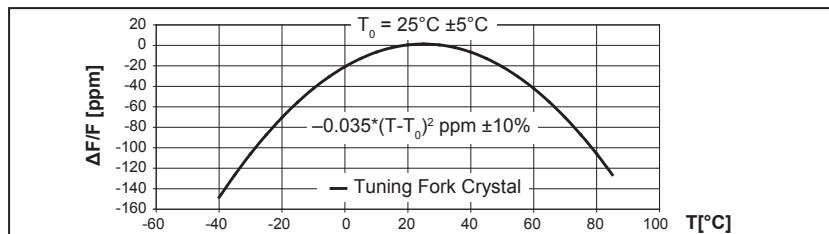
## ENVIRONMENTAL CHARACTERISTICS

	Conditions	Max. Dev.
Storage temp. range	-55 to +125°C	
TA Operating temperature range	-40 to +85°C	
Shock resistance	ΔF/F 5000 g, 0.3 ms, 1/2 sine	±5 ppm
Vibration resistance	ΔF/F 20 g / 10–2000 Hz	±5 ppm

## TERMINATIONS AND PROCESSING

Package	Termination	Processing
SON-8	Au flashed pads	IPC/JEDEC J-STD-020C 260°C / 20 - 40 s

## FREQUENCY TEMPERATURE CHARACTERISTICS



## PIN CONNECTIONS TOP VIEW

Pin	Connection
1	NC Not connected
2	V <sub>SS</sub> Ground
3	CLKOE Clock Output Enable
4	INT Interrupt Output
5	V <sub>DD</sub> Power Supply Voltage
6	CLKOUT Clock Output
7	SCL Serial Clock Input
8	SDA Serial Data

## ORDERING INFORMATION

**RV - 8263 - C7 TA QC**

RTC module

Product type

Package size

C7 = 3.2 x 1.5 x 0.8 mm

Qualification

QC = Commercial Grade (Standard)

QA = Automotive Grade AEC-Q200

Temperature range

TA = -40 to +85°C (Standard)

A unique part number will be generated for each product specification, i.e:	
20xxxx-MG01	1'000 pcs (in 12 mm tape on 7" reel)
20xxxx-MG03	3'000 pcs (in 12 mm tape on 7" reel)

All specifications subject to change without notice.



A COMPANY OF THE SWATCH GROUP

Micro Crystal AG  
Muehlestrasse 14  
CH-2540 Grenchen  
Switzerland

Phone +41 32 655 82 82  
Fax +41 32 655 82 83  
sales@microcrystal.com  
www.microcrystal.com