

11mm Dual Gangs, Snap-In Series

Application

- ✓ TV/Video, Audio, Home appliance, Musical instrument, Industrial control

Feature

- ✓ Closed structure helps reducing dust



■Specification

Total Rotational Angle	300±5°
Maximum Operating Voltage	50V AC
Insulation Resistance	100MΩ at DC250V
Dielectric Strength	AC300V for 1 minute
Rotational Torque	20-200 gf.cm (RV112BF-40B1: 10-80 gf.cm)
Click Torque	20-200 gf.cm
Rotational Stop Strength of the Shaft	With bushing models: 5 kgf.cm min; without bushing models and RV112BF-40B1: 4kgf.cm min
Push/Pull Strength of the Shaft	6kgf for 3 sec
Rotation Life	15,000 cycles

■How to order

RV112BF-20 - 15A - B10K - 0C

[Model](#)

[Shaft Type](#)

Taper and Resistance Value

Order Code	Taper	Resistance Value
A100K	Log/A	100KΩ
B1M	Linear/B	1MΩ
C500K	Rev-log/C	500KΩ

Taper: A, B and C

Resistance Value: 1KΩ to 500KΩ and 1MΩ

*Contact us for other requirements.

Click


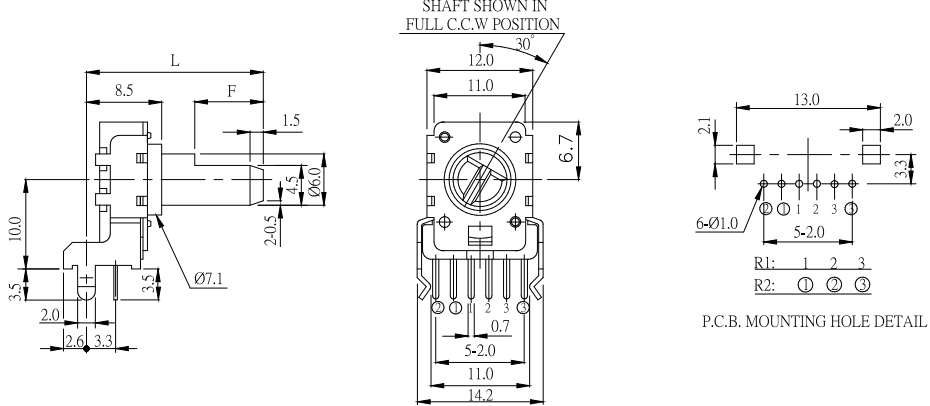
Order Code	Description
Blank	No click
0C	With center click
A*	With plastic bushing
AC*	With plastic bushing and center click

*Plastic bushing only for RV112BF-20E1N & RV112BF-40E1N series.

11mm Dual Gangs, Snap-In Series


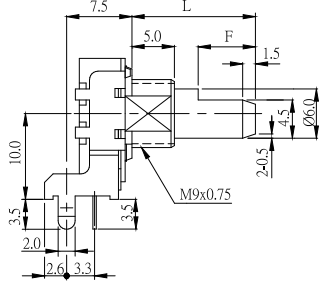
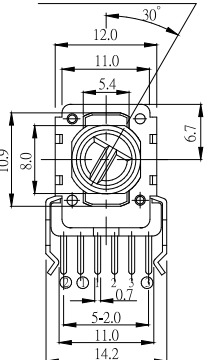
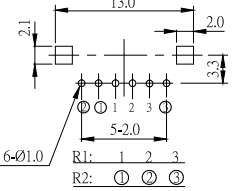

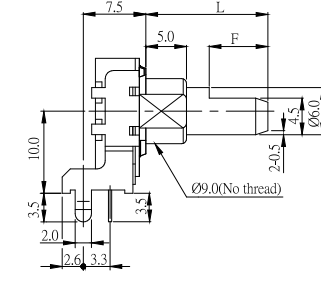
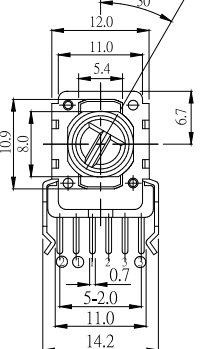
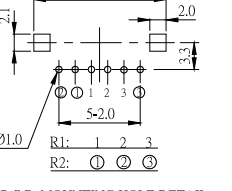

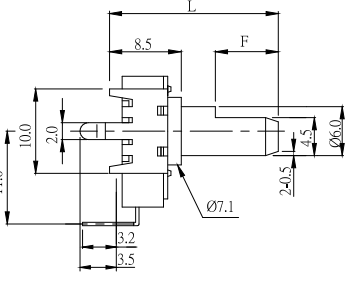
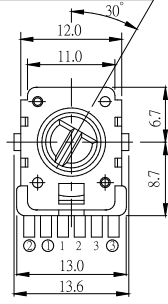
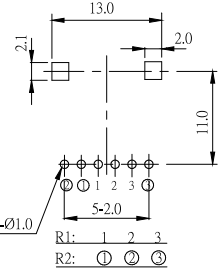

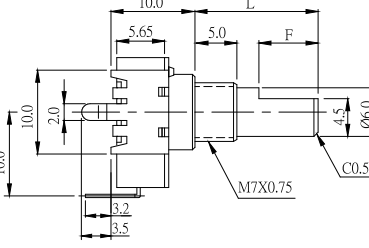
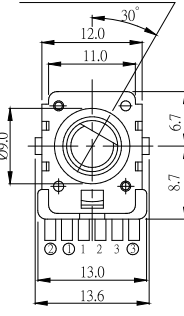
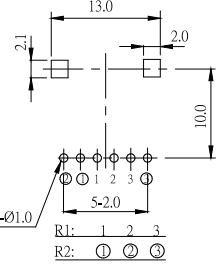
■ Model Description

Model	Number of Unit	Terminal Type	With Sleeve or Bushing	Shaft
RV112BF-20	Dual unit	Horizontal	N/A	Plastic
RV112BF-20E1	Dual unit	Horizontal	Metal bushing	Plastic
RV112BF-20E1N	Dual unit	Horizontal	Plastic bushing without thread	Plastic
RV112BF-40	Dual unit	Vertical	N/A	Plastic
RV112BF-40B1	Dual unit	Vertical	Metal bushing	Metal
RV112BF-40E1	Dual unit	Vertical	Metal bushing	Plastic
RV112BF-40E1-00A7	Dual unit	Vertical	Metal bushing	Plastic
RV112BF-40E1N	Dual unit	Vertical	Plastic bushing without thread	Plastic
RV112BCF-40	Dual unit	Horizontal	Sleeve	Plastic

Order Code	Outline Drawing
RV112BF-20 	 <p>SHAFT SHOWN IN FULL C.C.W POSITION</p> <p>P.C.B. MOUNTING HOLE DETAIL</p>


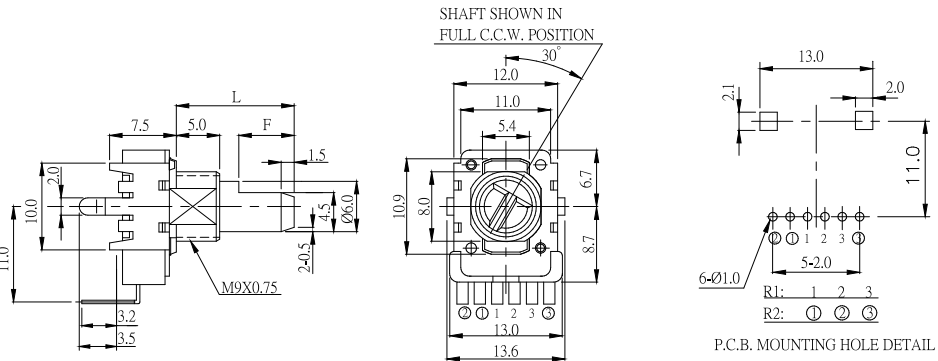

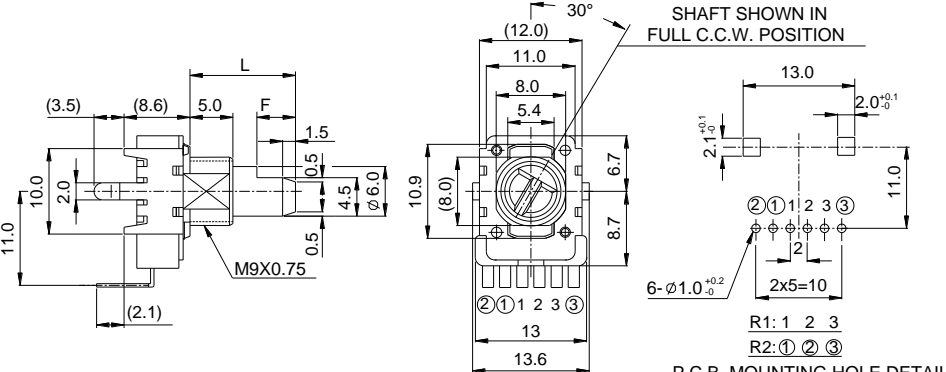

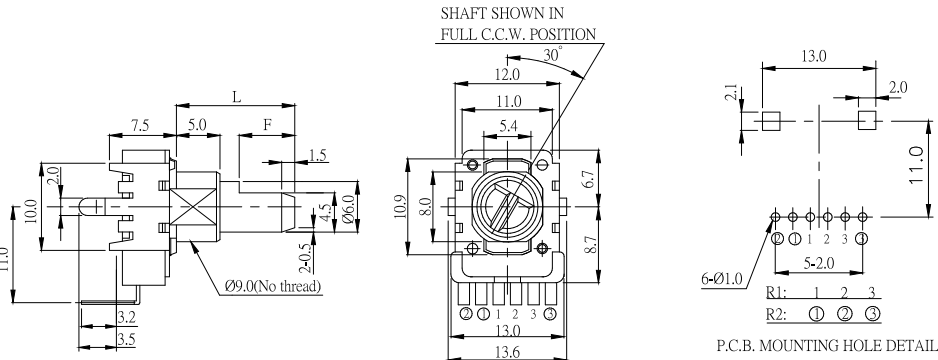

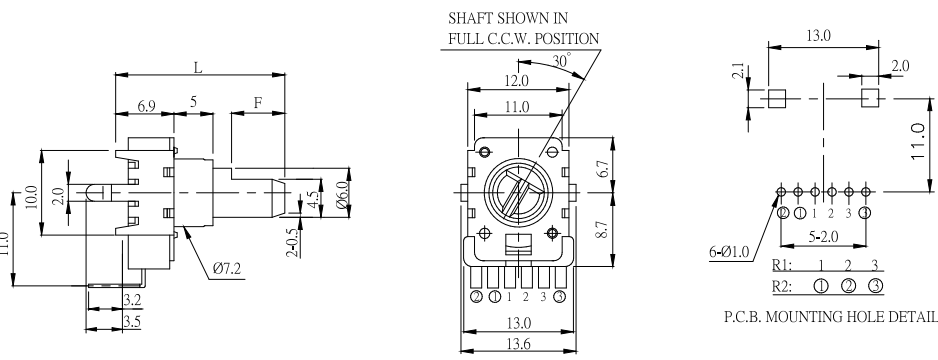
[Back to top](#)

11mm Dual Gangs, Snap-In Series

Order Code	Outline Drawing		
<p>RV112BF-20E1</p> 		<p>SHAFT SHOWN IN FULL C.C.W. POSITION</p> 	 <p>P.C.B. MOUNTING HOLE DETAIL</p>
<p>RV112BF-20E1N</p> 		<p>SHAFT SHOWN IN FULL C.C.W. POSITION</p> 	 <p>P.C.B. MOUNTING HOLE DETAIL</p>
<p>RV112BF-40</p> 		<p>SHAFT SHOWN IN FULL C.C.W. POSITION</p> 	 <p>P.C.B. MOUNTING HOLE DETAIL</p>
<p>RV112BF-40B1</p> 		<p>SHAFT SHOWN IN FULL C.C.W. POSITION</p> 	 <p>P.C.B. MOUNTING HOLE DETAIL</p>

[Back to top](#)

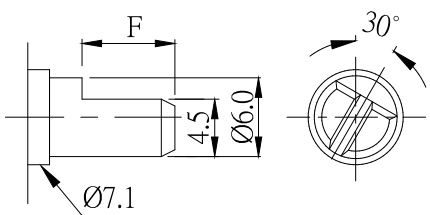
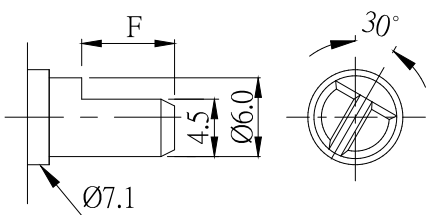
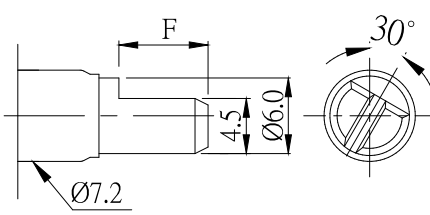
11mm Dual Gangs, Snap-In Series

Order Code	Outline Drawing
<p>RV112BF-40E1</p> 	 <p>SHAFT SHOWN IN FULL C.C.W. POSITION</p> <p>P.C.B. MOUNTING HOLE DETAIL</p>
<p>RV112BF-40E1-00A7</p> 	 <p>SHAFT SHOWN IN FULL C.C.W. POSITION</p> <p>P.C.B. MOUNTING HOLE DETAIL</p>
<p>RV112BF-40E1N</p> 	 <p>SHAFT SHOWN IN FULL C.C.W. POSITION</p> <p>P.C.B. MOUNTING HOLE DETAIL</p>
<p>RV112BCF-40</p> 	 <p>SHAFT SHOWN IN FULL C.C.W. POSITION</p> <p>P.C.B. MOUNTING HOLE DETAIL</p>

[Back to top](#)

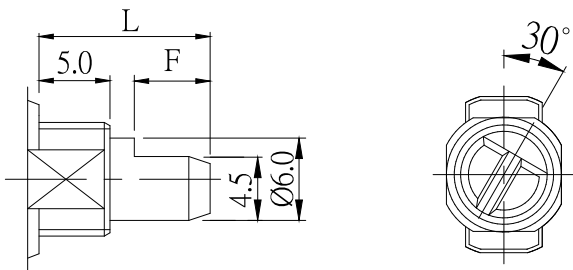
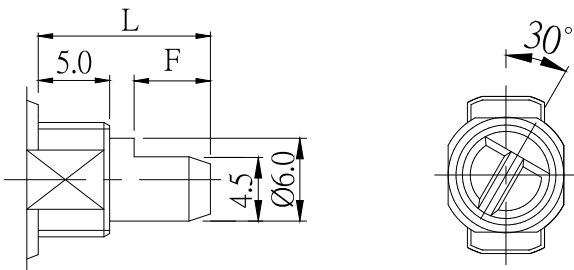
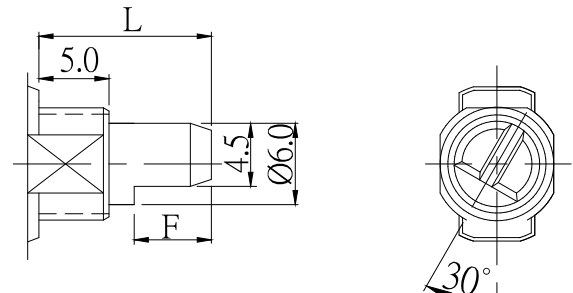
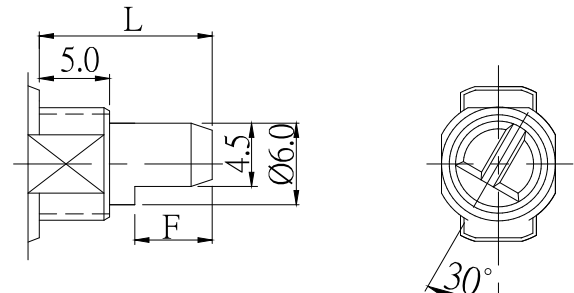
11mm Dual Gangs, Snap-In Series

■ A / AW Type Plastic Shaft

RV112BF-20-(L)A	RV112BF-40-(L)A	RV112BCF-40-(L)A
		

Order Code	*15A	20A	21A	225A	25A	275A	30A	325A	35A	375A
L	15	20	21	22.5	25	27.5	30	32.5	35	37.5
F	4.5	7	7	7	7	12	12	12	12	12

**15 mm is not available for RV112BF-40 and RV112BCF-40 models.

RV112BF-20E1(N)-(L)A	RV112BF-40E1(N)-(L)A
	
RV112BF-20E1(N)-(L)AW	RV112BF-40E1(N)-(L)AW
	

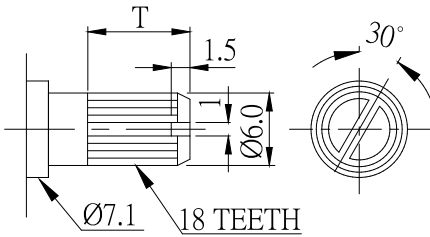
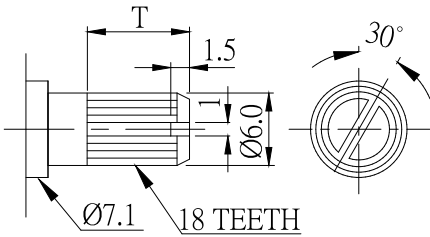
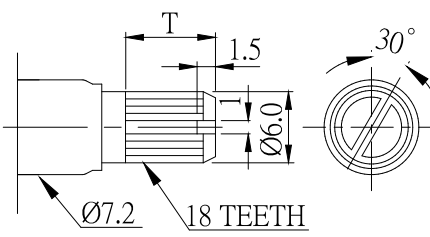
Order Code	125A	135A	15A	175A	20A	225A	25A	275A	29A	30A
	125AW	135AW	15AW	175AW	20AW	225AW	25AW	275AW	29AW	30AW
L	12.5	13.5	15	17.5	20	22.5	25	27.5	29	30
F	7	7	7	7*	12	12	12	12	12	12

**17.5mm with F = 7mm is only available for A type, not AW type.

[Back to top](#)

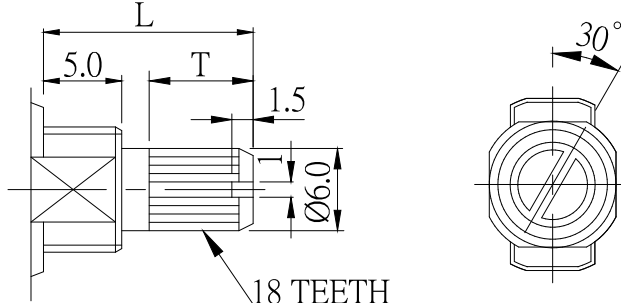
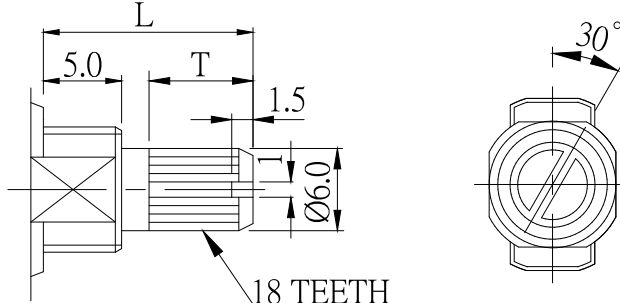
11mm Dual Gangs, Snap-In Series

■ B Type Plastic Shaft

RV112BF-20-(L)B	RV112BF-40-(L)B	RV112BCF-40-(L)B
		

Order Code	*15B	20B	25B	275B	30B	375B
L	15	20	25	27.5	30	37.5
T	6	7	12	12	12	12

**15 mm is not available for RV112BF-40 and RV112BCF-40 models.

RV112BF-20E1(N)-(L)B	RV112BF-40E1(N)-(L)B
	

Order Code	125B	175B	20B	225B	25B
L	12.5	17.5	20	22.5	25
T	7	7	12	12	12

[Back to top](#)