

24mm Rotary Type with Rotary Switch

Application

- ✓ TV/Video, Audio, Home appliance, Industrial control

Feature

- ✓ Suitable for various control



■Specification

Total Rotational Angle	300±5°
Maximum Operating Voltage	500V AC
Insulation Resistance	100MΩ at DC500V
Dielectric Strength	AC 500V for 1 minute
Rotational Torque	20-200 gf.cm
Rotational Stop Strength of the Shaft	6 kgf.cm min
Rotation Life	15,000 cycles
Switch Working Angle	50° ±10°
Switch Working Torque	800 gf.cm max
Switch Life	10,000 cycles

■How to order

RV24A03F – 40 D2 – 25F – B500K

[Model](#)

Bushing Type

Order Code	Description
D2	3/8"x0.75, 6.5mm
Blank	M8x0.75, 6.5 mm

[Shaft Type](#)

Taper and Resistance Value

Order Code	Taper	Resistance Value
A100K	Log/A	100KΩ
B1M	Linear/B	1MΩ
C500K	Rev-log/C	500KΩ


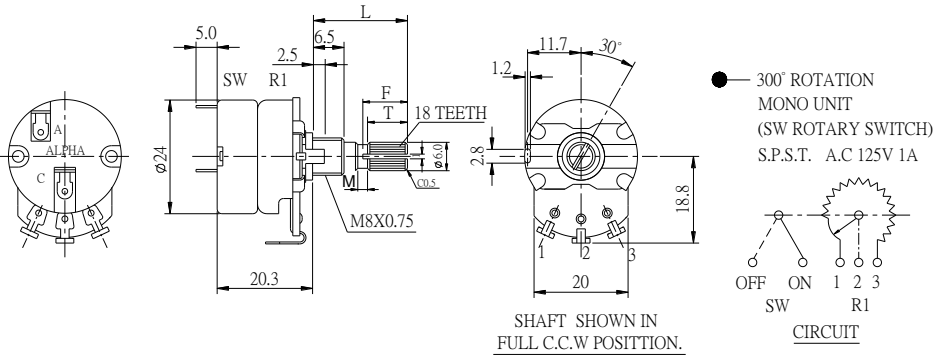

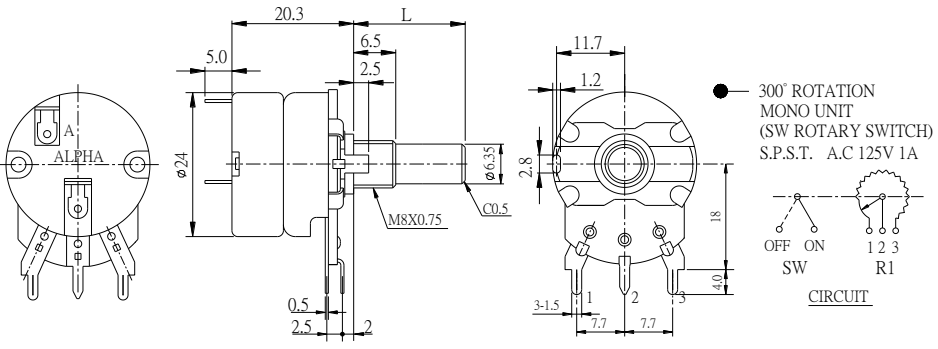
Taper: A, B and C

Resistance Value: 1KΩ to 500KΩ and 1MΩ

24mm Rotary Type with Rotary Switch


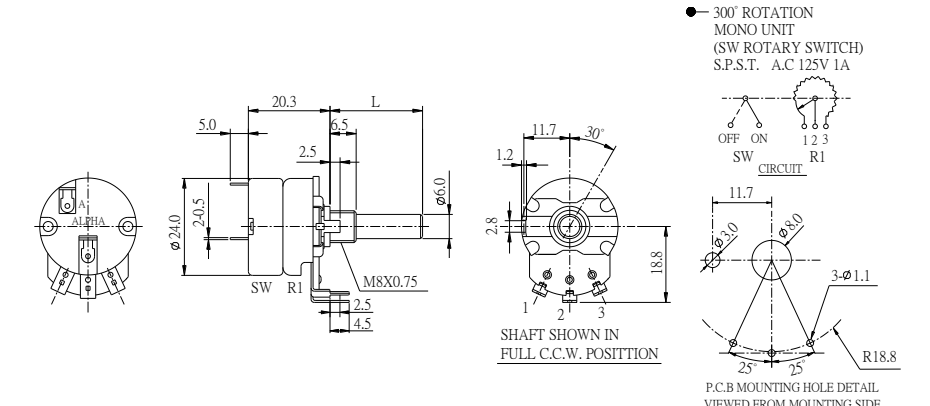

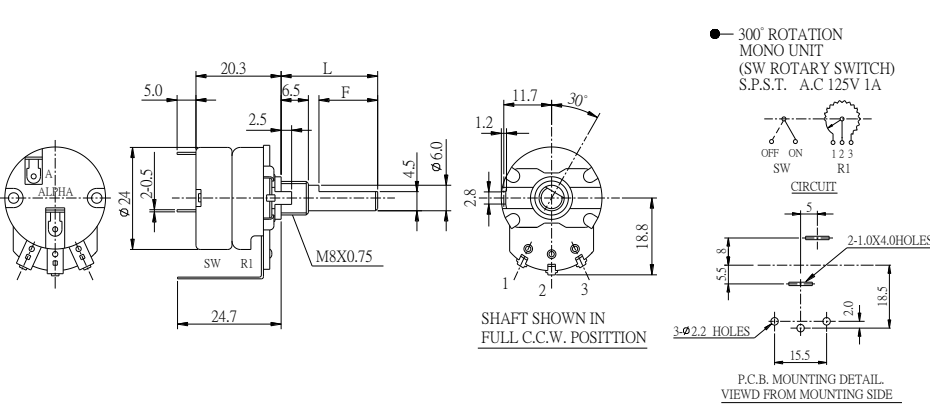

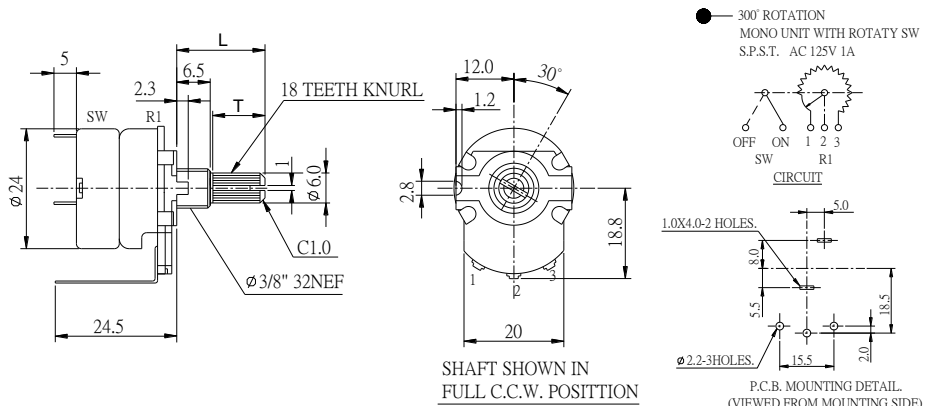
■ Model Description

Model	Number of Unit	Switch Function	Terminal Type	With Sleeve or Bushing	Rotational Angle
RV24A01F-10	Single unit	S.P.S.T. Rotary SW	Solder lug	Metal bushing	300°±5°
RV24A01F-22	Single unit	S.P.S.T. Rotary SW	Horizontal	Metal bushing	300°±5°
RV24A01F-30	Single unit	S.P.S.T. Rotary SW	Vertical (Front)	Metal bushing	300°±5°
RV24A01F-40	Single unit	S.P.S.T. Rotary SW	Vertical	Metal bushing	300°±5°
RV24A03F-40D2	Single unit	S.P.S.T. Rotary SW	Vertical	Plastic bushing	300°±5°

Order Code	Outline Drawing
RV24A01F-10 	 <p>SHAFT SHOWN IN FULL C.C.W POSITION.</p> <p>● 300° ROTATION MONO UNIT (SW ROTARY SWITCH) S.P.S.T. A.C 125V 1A</p> <p>CIRCUIT</p>
RV24A01F-22 	 <p>● 300° ROTATION MONO UNIT (SW ROTARY SWITCH) S.P.S.T. A.C 125V 1A</p> <p>CIRCUIT</p>

[Back to top](#)

24mm Rotary Type with Rotary Switch

Order Code	Outline Drawing
<p>RV24A01F-30</p> 	 <p>● 300° ROTATION MONO UNIT (SW ROTARY SWITCH) S.P.S.T. A.C 125V 1A</p> <p>SHAFT SHOWN IN FULL C.C.W. POSITION</p> <p>P.C.B MOUNTING HOLE DETAIL VIEWED FROM MOUNTING SIDE</p>
<p>RV24A01F-40</p> 	 <p>● 300° ROTATION MONO UNIT (SW ROTARY SWITCH) S.P.S.T. A.C 125V 1A</p> <p>SHAFT SHOWN IN FULL C.C.W. POSITION</p> <p>P.C.B. MOUNTING DETAIL VIEWED FROM MOUNTING SIDE</p>
<p>RV24A03F-40D2 MOQ:5,000pcs</p> 	 <p>● 300° ROTATION MONO UNIT WITH ROTARY SW S.P.S.T. AC 125V 1A</p> <p>SHAFT SHOWN IN FULL C.C.W. POSITION</p> <p>P.C.B. MOUNTING DETAIL (VIEWED FROM MOUNTING SIDE)</p>

[Back to top](#)