

S1NB60-7062

Bridge Diodes

600V, 1A

Feature

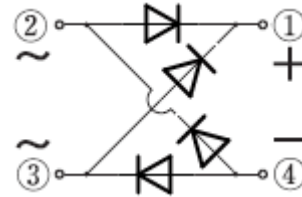
- Small SMD (There is also DIP)
- Pb free terminal
- RoHS:Yes

OUTLINE

Package (House Name): 1N



Equivalent circuit



Absolute Maximum Ratings (unless otherwise specified : Tl=25°C)

Item	Symbol	Conditions	Ratings	Unit
Storage temperature	T _{stg}		-40 to 150	°C
Junction temperature	T _j		150	°C
Repetitive peak reverse voltage	V _{RRM}		600	V
Non-repetitive peak reverse voltage	V _{RSM}		700	V
Average forward current	I _{F(AV)}	50Hz sine wave, Resistance load, On glass-epoxy substrate, T _a =25°C	1	A
Surge forward current	I _{FSM}	50Hz sine wave, Non-repetitive 1 cycle peak value, T _j =25°C	30	A
Current squared time	I ² t	1ms ≤ t _p < 10ms, T _j =25°C, per diode	4.5	A ² s

※ : See the original Specifications

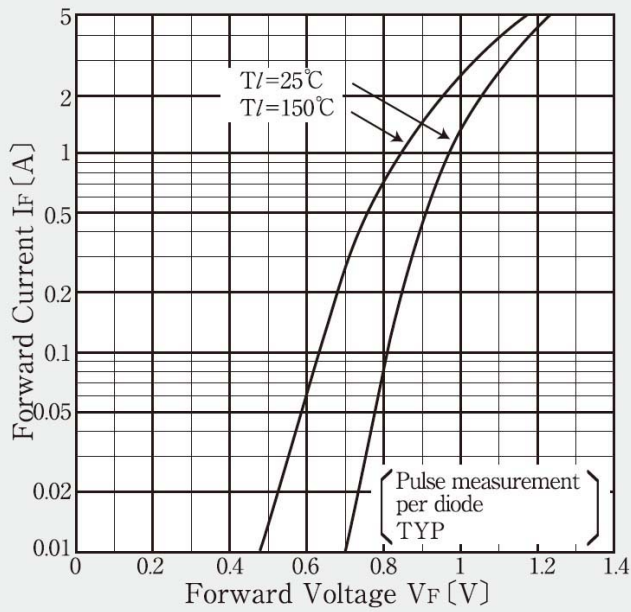
Electrical Characteristics (unless otherwise specified : Tl=25°C)

Item	Symbol	Conditions	Ratings			Unit
			MIN	TYP	MAX	
Forward voltage	V_F	$I_F=0.5A$, Pulse measurement, per diode			1.05	V
Reverse current	I_R	$V_R=600V$, Pulse measurement, per diode			10	μA
Thermal resistance	$R_{th(j-l)}$	Junction to lead			15	$^{\circ}C/W$
Thermal resistance	$R_{th(j-a)}$	Junction to ambient			68	$^{\circ}C/W$

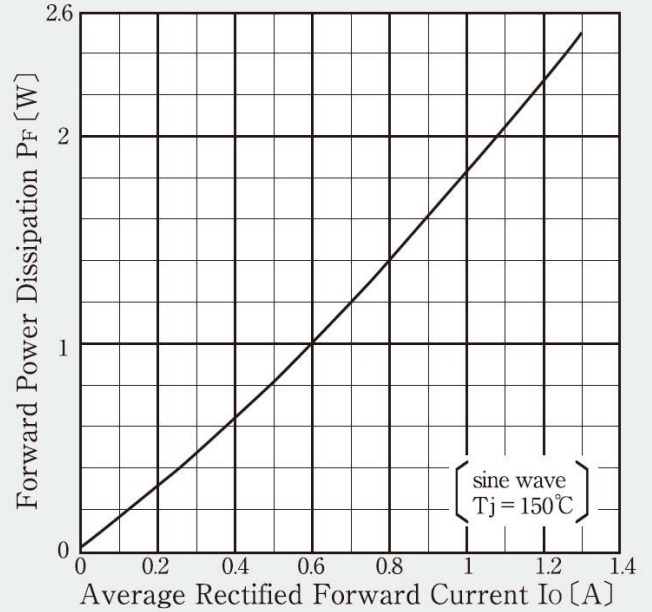
* : See the original Specifications

CHARACTERISTIC DIAGRAMS

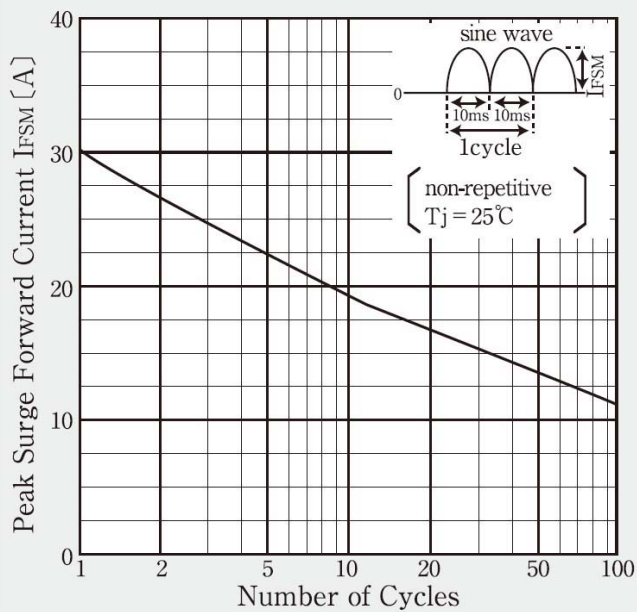
Forward Voltage



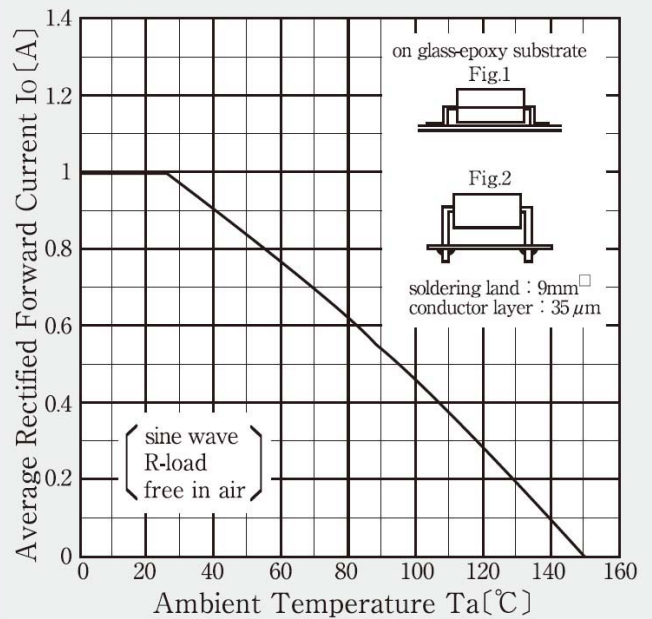
Forward Power Dissipation



Peak Surge Forward Current Capability

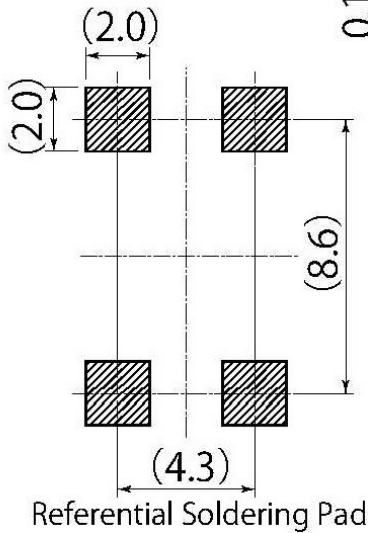
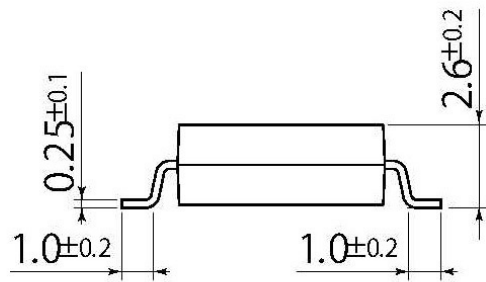
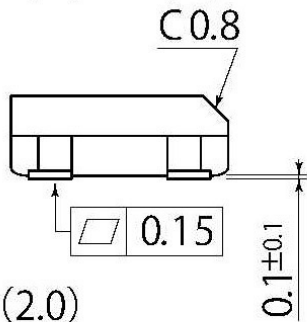
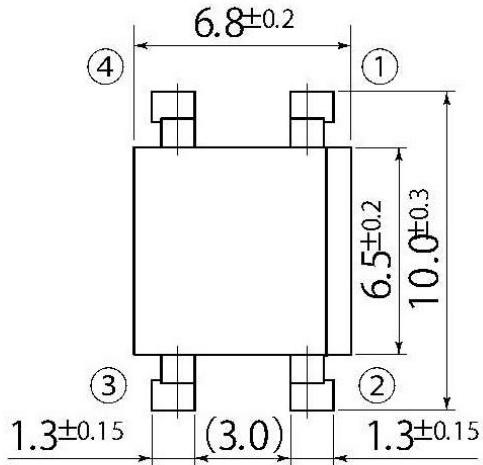


Derating Curve



C4

JEDEC Code	-
JEITA Code	-
House Name	1N(SMD)



• Optimize soldering pad to the board design and soldering condition.