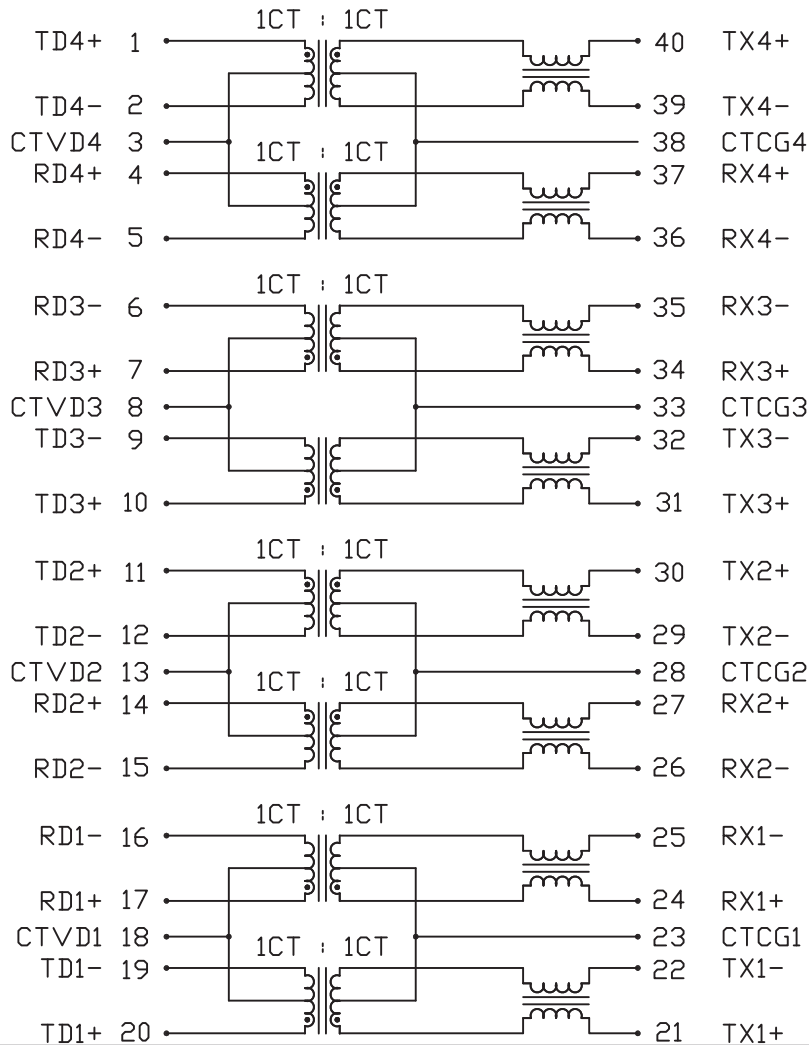


THE INFORMATION CONTAINED HEREIN IS CONSIDERED "PROPRIETARY" TO BEL FUSE INC. AND SHALL NOT BE COPIED, REPRODUCED OR DISCLOSED WITHOUT THE WRITTEN APPROVAL OF BEL FUSE INC.

ELECTRICAL CHARACTERISTICS @25°C



SCHEMATIC



URNS RATIO

$T_x = R_x$

1CT : 1CT

POLARITY

□CL

PER DOT CONVENTION

350μH MIN @100kHz, 100mV

WITH 8mA DC BIAS

OPERATING TEMPERATURE

-40°C TO +85°C

INSERTION LOSS

1.0dB MAX @1MHz TO 80MHz

RETURN LOSS

MEASURED UNDER

18dB MIN @100kHz TO 30MHz

100Ω ENVIRONMENT

18-20LOG(f/30MHz) dB MIN @30MHz TO 60MHz

12dB MIN @60MHz TO 80MHz

COMMON TO DIFFERENTIAL

MODE REJECTION

40dB MIN @100kHz TO 100MHz

COMMON TO COMMON

MODE REJECTION

35dB MIN @100kHz TO 100MHz

20dB MIN @100MHz TO 500MHz

CROSSTALK

32dB MIN @100kHz TO 100MHz

HIPOT

PER HAND-WORK-03

NOTES :

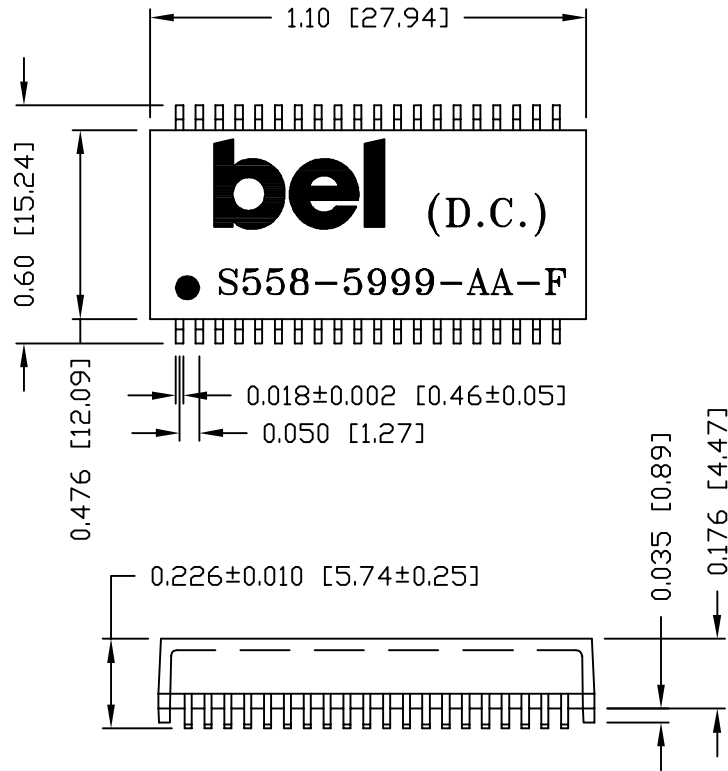
THIS PRODUCT HAS BEEN SUPPLYING TO JAPAN CUSTOMERS. PCN PROCESS NEEDS TO COMPLY WITH 4M CRITERIA.

REV. : D PAGE : 2

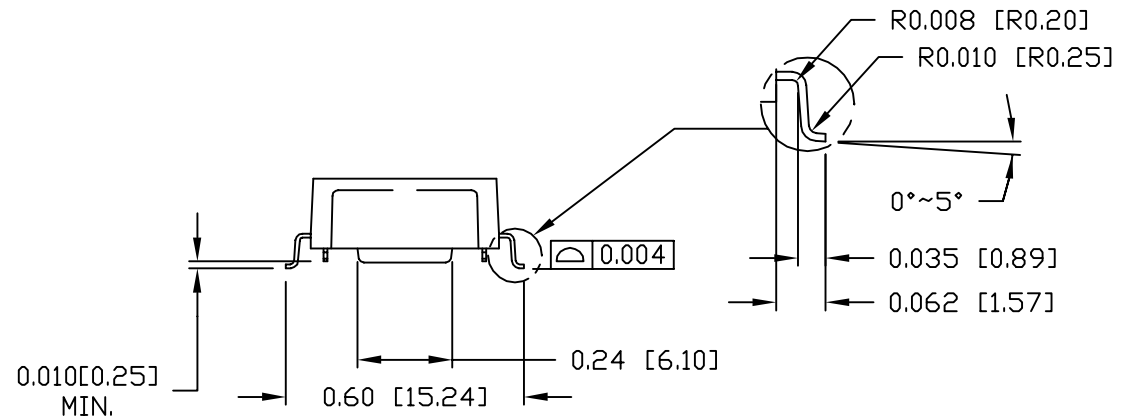
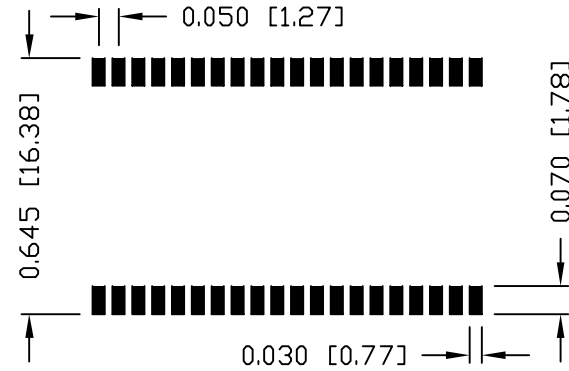
ORIGINATED BY	DATE	TITLE	PART NO. / DRAWING NO.	STANDARD DIM.	[] METRIC DIM. AS REF.
Alice Pang	2015-07-16	ELECTRICAL SPECIFICATION	X5585999AA-F	TOL. IN INCH	UNIT : INCH [mm]
DRAWN BY	DATE		FILE NAME	.X	SCALE : N/A
ZC Guo	2015-07-16		X5585999AAFD.DWG	.XX	SIZE : A4
				.XXX	



THE INFORMATION CONTAINED HEREIN IS CONSIDERED "PROPRIETARY" TO BEL FUSE INC. AND SHALL NOT BE COPIED, REPRODUCED OR DISCLOSED WITHOUT THE WRITTEN APPROVAL OF BEL FUSE INC.



SUGGESTED PCB PAD LAYOUT



NOTES :

1. STANDARD MARKING REFER TO DOC. HAND-WORK-04.
2. PACKAGE CODE: "RRS001".
3. THIS PRODUCT HAS BEEN SUPPLYING TO JAPAN CUSTOMERS. PCN PROCESS NEEDS TO COMPLY WITH 4M CRITERIA.

ORIGINATED BY	DATE
Lawrence Tsang	2017-02-15
DRAWN BY	DATE
ZC Guo	2017-02-15

TITLE
MECHANICAL DRAWING
S558-5999-AA-F

PART NO. / DRAWING NO.
X5585999AA-F
FILE NAME
X5585999AAFG.DWG

STANDARD DIM.	[] METRIC DIM. AS REF.
TOL. IN INCH	UNIT : INCH [mm]
.X	SCALE : N/A
.XX ±0.01	SIZE : A4
.XXX ±0.005	

REV. : G PAGE : 3

