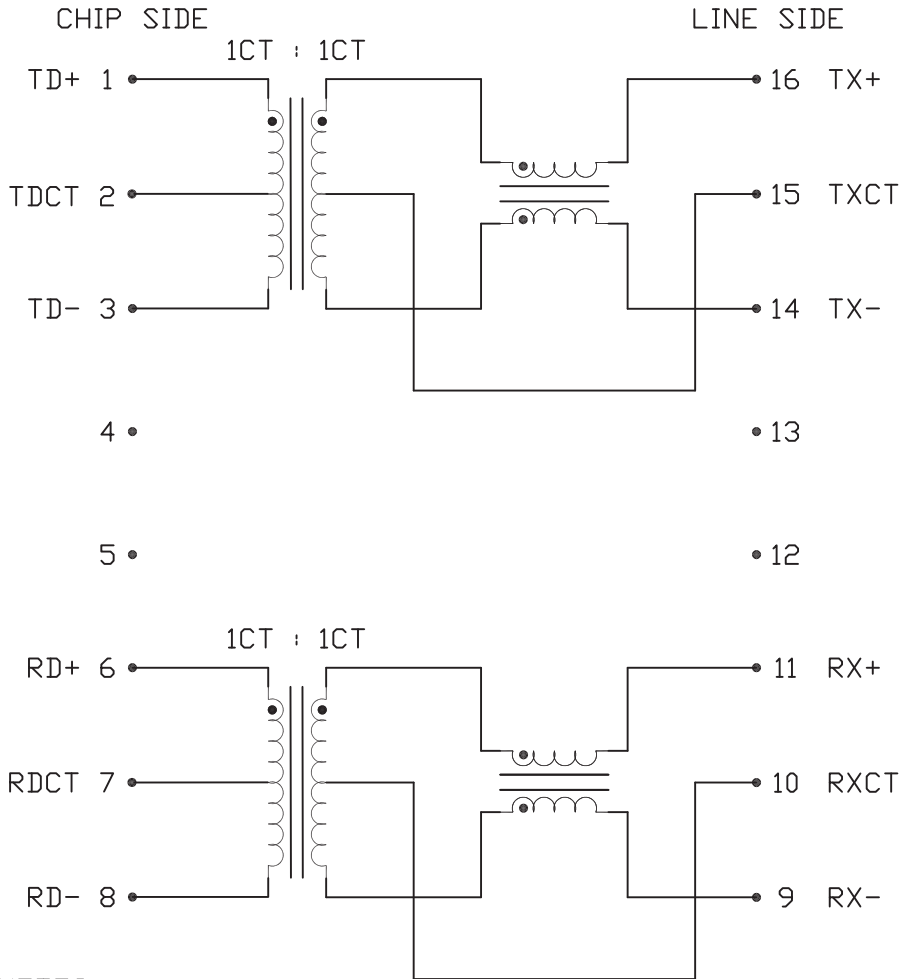


THE INFORMATION CONTAINED HEREIN IS CONSIDERED "PROPRIETARY" TO BEL FUSE INC. AND SHALL NOT BE COPIED, REPRODUCED OR DISCLOSED WITHOUT THE WRITTEN APPROVAL OF BEL FUSE INC.

ELECTRICAL CHARACTERISTICS @25°C



SCHEMATIC



<p>URNS RATIO</p> <p>1-2-3 : 16-15-14</p> <p>6-7-8 : 11-10-9</p>	<p>1CT : 1CT</p> <p>1CT : 1CT</p>
<p>POLARITY</p> <p>□CL</p> <p>Tx PIN 1-3</p> <p>Rx PIN 6-8</p>	<p>PER DOT CONVENTION</p>
<p>LEAKAGE INDUCTANCE, L_e</p> <p>CHIP SIDE WITH LINE SIDE SHORT</p>	<p>350μH MIN</p> <p>@100kHz, 100mVrms</p> <p>w/8mA DC BIAS</p>
<p>INTERWINDING CAPACITANCE, C_w/w</p> <p>CHIP SIDE TO LINE SIDE</p>	<p>0.3μH MAX</p> <p>@1MHz, 20mVrms</p>
<p>DC RESISTANCE</p> <p>PIN (1-3) = (6-8)</p>	<p>30pF MAX</p> <p>@1MHz, 20mVrms</p>
<p>INSERTION LOSS</p> <p>300kHz - 80MHz</p>	<p>1.10hm MAX</p>
<p>RETURN LOSS</p> <p>300kHz - 30MHz</p> <p>30MHz - 60MHz</p> <p>60MHz - 80MHz</p>	<p>1.0dB MAX</p>
<p>COMMON TO COMMON MODE REJ</p> <p>300kHz - 100MHz</p>	<p>18dB MIN</p> <p>18-20LOG(F/30MHz) dB MIN</p> <p>12dB MIN</p>
<p>COMMON TO DIFFERENTIAL MODE REJ</p> <p>300kHz - 100MHz</p>	<p>40dB TYP</p>
<p>CROSSTALK</p> <p>300kHz - 100MHz</p>	<p>40dB MIN</p>
<p>HIPOT</p>	<p>1500Vrms</p>
<p>OPERATING TEMPERATURE -40°C TO +85°C</p>	

NOTES :

THIS PRODUCT HAS BEEN SUPPLYING TO JAPAN CUSTOMERS. PCN PROCESS NEEDS TO COMPLY WITH 4M CRITERIA.

REV. : F PAGE : 2

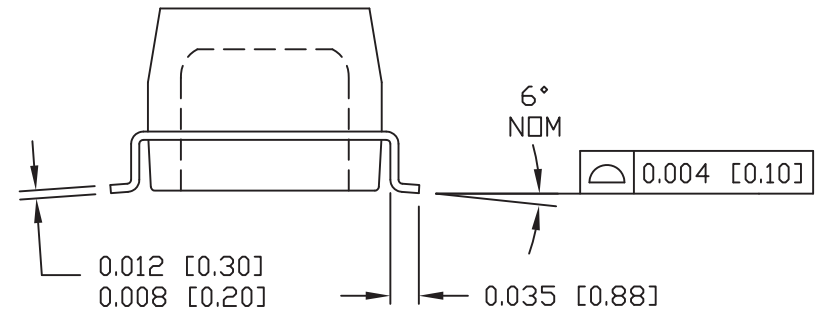
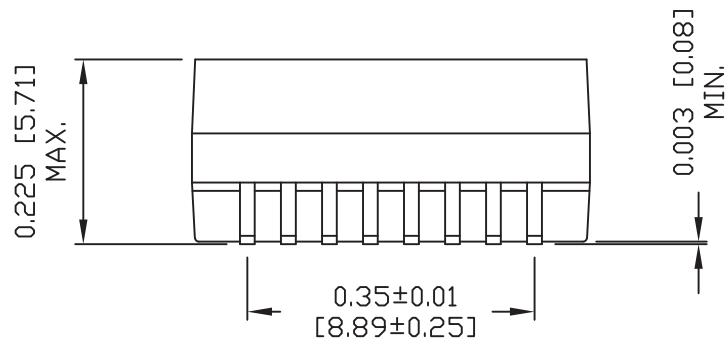
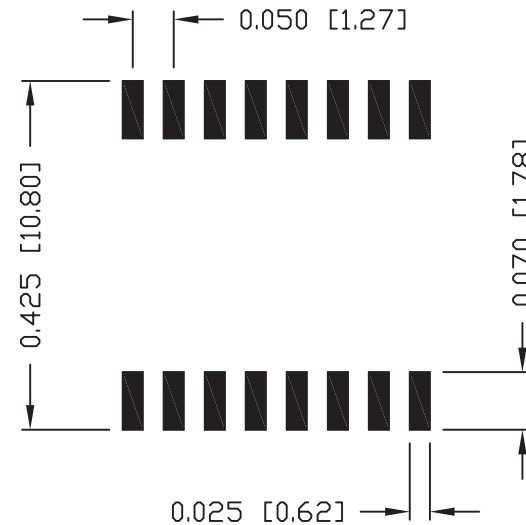
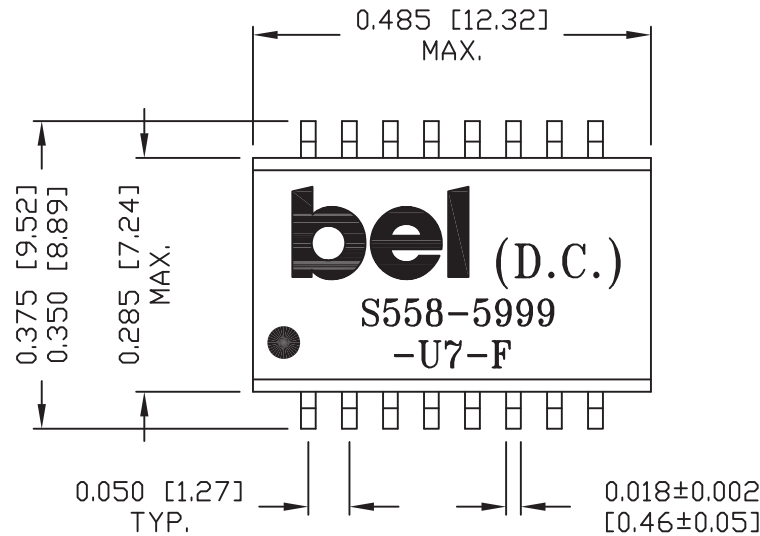
ORIGINATED BY	DATE	TITLE	PART NO. / DRAWING NO.	STANDARD DIM.	[] METRIC DIM. AS REF.	<p>POWER PROTECT CONNECT</p>
Alice Pang	2015-07-16	10/100BT MAGNETICS MODDLE S558-5999-U7-F	X5585999U7-F	TOL. IN INCH	UNIT : INCH [mm]	
DRAWN BY	DATE		FILE NAME	.X	SCALE : N/A	
ZC Guo	2015-07-16		X5585999U7FF.DWG	.XX	SIZE : A4	
				.XXX		

THE INFORMATION CONTAINED HEREIN IS CONSIDERED 'PROPRIETARY' TO BEL FUSE INC. AND SHALL NOT BE COPIED, REPRODUCED OR DISCLOSED WITHOUT THE WRITTEN APPROVAL OF BEL FUSE INC.

RoHS



SUGGESTED PCB PAD LAYOUT



NOTES :

1. STANDARD MARKING REFER TO DOC. HAND-WORK-04.
2. PACKAGE CODE: "QBS001".
3. THIS PRODUCT HAS BEEN SUPPLYING TO JAPAN CUSTOMERS. PCN PROCESS NEEDS TO COMPLY WITH 4M CRITERIA.

REV. : F PAGE : 3

ORIGINATED BY	DATE	TITLE	PART NO. / DRAWING NO.	STANDARD DIM.	[] METRIC DIM. AS REF.
Lawrence Tsang	2015-07-16	MECHANICAL DRAWING S558-5999-U7-F	X5585999U7-F	TOL. IN INCH	UNIT : INCH [mm]
DRAWN BY	DATE		FILE NAME	.X	SCALE : N/A
ZC Guo	2015-07-16	X5585999U7FF.DWG	.XX	±0.01	SIZE : A4
			.XXX	±0.005	

