	E480232
---	----------------

Features

- Glass Passivated Junction
- Excellent Clamping Capability
- Halogen Free Available Upon Request By Adding Suffix "-HF"
- Moisture Sensitivity Level 1
- Epoxy Meets UL 94 V-0 Flammability Rating
- Lead Free Finish/RoHS Compliant (Note1) ("P" Suffix Designates RoHS Compliant. See Ordering Information)

Mechanical Data

- Weight: 0.4g

Maximum Ratings

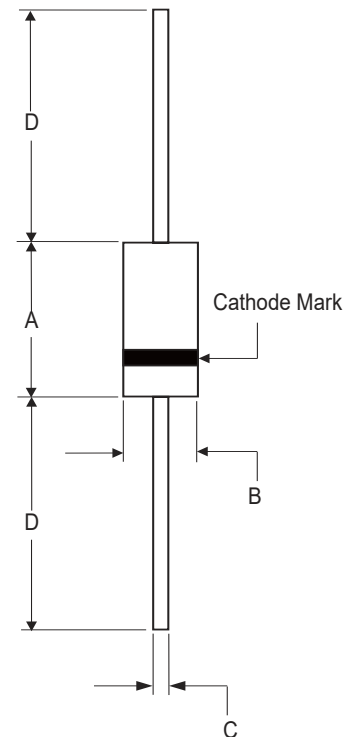
- Operating Junction Temperature Range: -55°C to +175°C
- Storage Temperature Range: -55°C to +175°C

Peak Pulse Power Surge Current with a 10/1000µs Waveform	I_{PPM}	See the Table	Note 2
Peak Pulse Power Dissipation with a 10/1000µs Waveform	P_{PPM}	500W(Min)	Note 2
Steady State Power Dissipation	$P_{M(AV)}$	3.0 W	$T_L=75^\circ\text{C}$ with lead lengths or 0.375"(9.5mm)

NOTE:1) High Temperature Solder Exemption Applied, see EU Directive Annex 7a.
2) Non-repetitive current pulse, per Fig.2 and derated above TA=25°C, per Fig.3

500W Low Capacitance TVS

DO-15



DIM	INCHES		MM		NOTE
	MIN	MAX	MIN	MAX	
A	0.230	0.300	5.80	7.60	
B	0.104	0.140	2.60	3.60	
C	0.026	0.035	0.70	0.90	
D	1.000	-----	25.40	-----	

Electrical Characteristics @ 25°C Unless Otherwise Specified

MCC PART NUMBER	STAND-OFF VOLTAGE (NOTE 1) $V_{WM}(V)$	MINIMUM BREAKDOWN VOLTAGE AT $I_T=1.0Ma$ $V_{(BR)}(V)$	MAXIMUM REVERSE LEAKAGE AT V_{WM} $I_R(\mu A)$	MAXIMUM CLAMPING VOLTAGE AT $I_{PP}=5.0A$ $V_C(V)$	MAXIMUM PEAK PULSE CURRENT PER FIG.2 $I_{PP}(A)$	MAXIMUM JUNCTION CAPACITANET AT 0 VOLTS pF	WORKING INVERSE BLOCKING VOLTAGE $V_{WIB}(V)$	PEAK INVERSE BLOCKING VOLTAGE $V_{PIB}(V)$
SAC5.0	5.0	7.60	300	10.0	44.0	50	75	100
SAC6.0	6.0	7.90	300	11.2	41.0	50	75	100
SAC7.0	7.0	8.33	300	12.6	38.0	50	75	100
SAC8.0	8.0	8.89	100	13.4	36.0	50	75	100
SAC8.5	8.5	9.44	50	14.0	34.0	50	75	100
SAC10	10.0	11.10	5	16.3	29.0	50	75	100
SAC12	12.0	13.30	5	19.0	25.0	50	75	100
SAC15	15.0	16.70	5	23.6	20.0	50	75	100
SAC18	18.0	20.00	5	28.8	15.0	50	75	100
SAC22	22.0	24.40	5	35.4	14.0	50	75	100
SAC26	26.0	28.90	5	42.3	11.1	50	75	100
SAC30	30.0	33.30	5	48.6	10.0	50	75	100
SAC36	36.0	40.00	5	60.0	8.6	50	75	100
SAC45	45.0	50.00	5	77.0	6.8	50	150	200
SAC50	50.0	55.50	5	88.0	5.8	50	150	200

NOTE:1) Non-repetitive current pulse, per Fig.2 and derated above $T_A=25^\circ C$, per Fig.3

Curve Characteristics

Fig. 1 - Peak Pulse Power Rating Curve

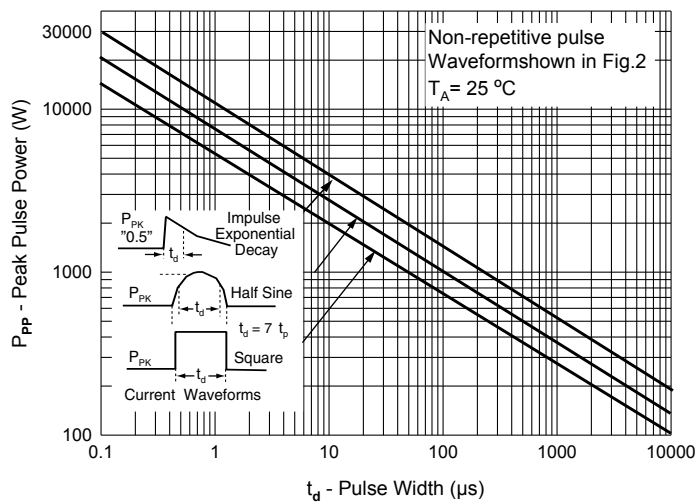


Fig. 2 - Pulse Waveform

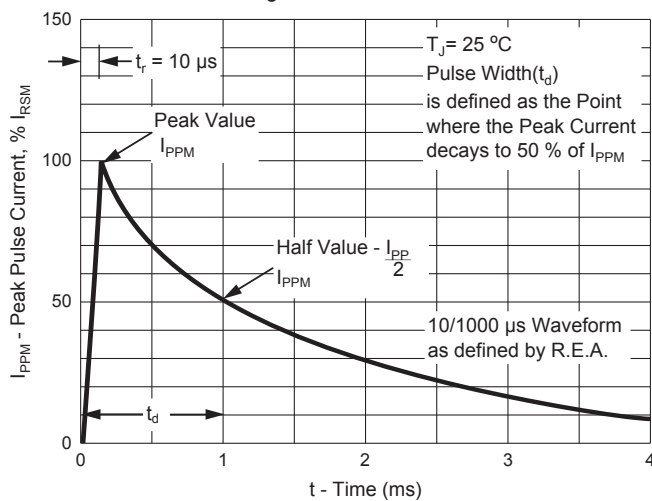


Fig. 3 - Power Derating Curve

