



SBM3060VDC

ULTRA LOW VF SCHOTTKY RECTIFIER

VOLTAGE 60 Volt **CURRENT** 30 Ampere

FEATURES

- Ultra low forward voltage drop, low power loss
- High efficiency operation
- Lead free in compliance with EU RoHS 2.0
- Green molding compound as per IEC 61249 standard

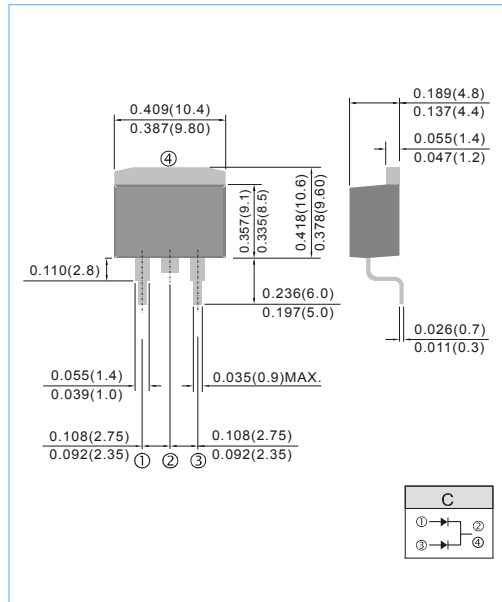
MECHANICAL DATA

Case : TO-263/D²PAK, Plastic

Terminals : Solderable per MIL-STD-750, Method 2026

Weight: 0.049 ounces, 1.38 grams

TO-263 / D²PAK Unit : inch(mm)



MAXIMUM RATINGS(T_A=25°C unless otherwise noted)

PARAMETER	SYMBOL	VALUE	UNIT
Maximum repetitive peak reverse voltage	V _{RRM}	60	V
Maximum average forward rectified current	I _{F(AV)}	15 30	A
Peak forward surge current 8.3ms single half sine-wave superimposed on rated load	I _{FSM}	250	A
Typical junction capacitance (V _R =4V, f=1MHz)	C _J	650	pF
Typical thermal resistance per diode	R _{θJC}	3.5	°C/W
Operating junction temperature range	T _J	-55 to + 150	°C
Storage temperature range	T _{STG}	-55 to + 150	°C

Note : 1. Mounted on infinite heatsink.

ELECTRICAL CHARACTERISTICS(T_A=25°C unless otherwise noted)

PARAMETER	SYMBOL	TEST CONDITIONS	MIN.	TYP.	MAX.	UNIT
Breakdown voltage per diode	V _{BR}	I _R =0.5mA	60	-	-	V
Instantaneous forward voltage per diode	V _F	I _F =3A	-	0.36	-	V
		I _F =5A	-	0.40	-	V
		I _F =15A	-	0.55	0.59	V
		I _F =3A	-	0.29	-	V
Reverse current per diode	I _R	V _R =42V	-	30	-	μA
		V _R =60V	-	-	220	μA
		T _J =25°C T _J =125°C	-	16	-	mA



SBM3060VDC

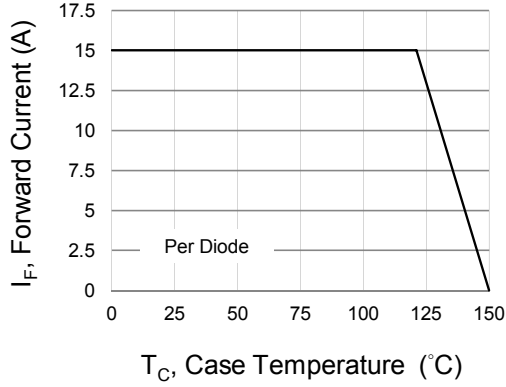


Fig.1 Forward Current Derating Curve

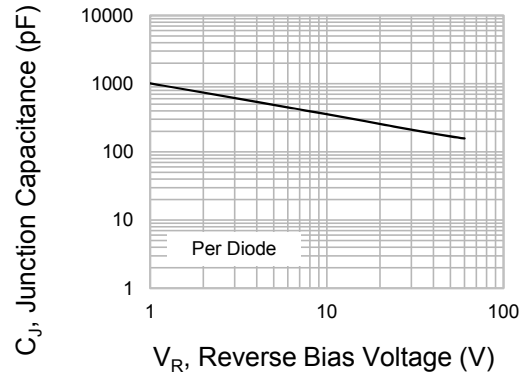


Fig.2 Typical Junction Capacitance

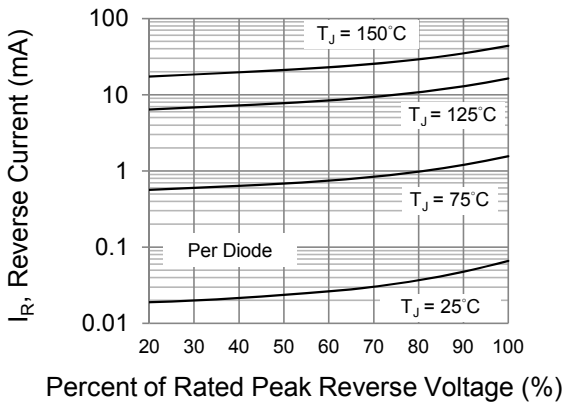


Fig.3 Typical Reverse Characteristics

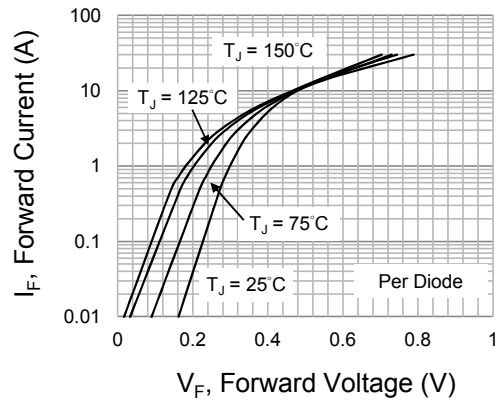


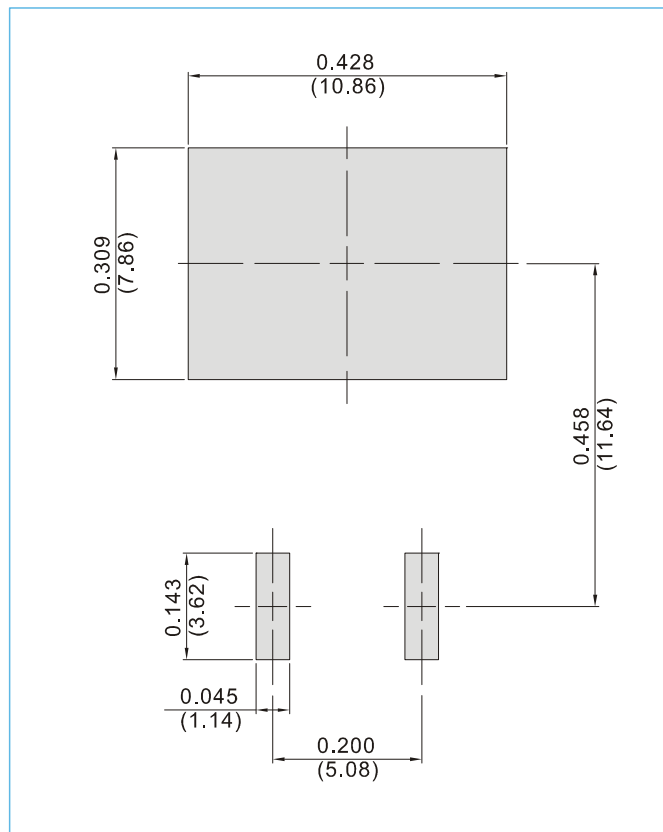
Fig.4 Typical Forward Characteristics



SBM3060VDC

MOUNTING PAD LAYOUT

TO-263 / D²PAK Unit : inch(mm)



ORDER INFORMATION

- Packing information
T/R - 0.8K per 13" plastic Reel



SBM3060VDC

Part No_packing code_Version

SBM3060VDC_R2_00001

For example :

RB500V-40_R2_00001



Packing Code XX				Version Code XXXXX		
Packing type	1 st Code	Packing size code	2 nd Code	HF or RoHS	1 st Code	2 nd ~5 th Code
Tape and Ammunition Box (T/B)	A	N/A	0	HF	0	serial number
Tape and Reel (T/R)	R	7"	1	RoHS	1	serial number
Bulk Packing (B/P)	B	13"	2			
Tube Packing (T/P)	T	26mm	X			
Tape and Reel (Right Oriented) (TRR)	S	52mm	Y			
Tape and Reel (Left Oriented) (TRL)	L	PANASERT T/B CATHODE UP (PBCU)	U			
FORMING	F	PANASERT T/B CATHODE DOWN (PBCD)	D			