

SE-CS30 SERIES

Current Sensor



Description

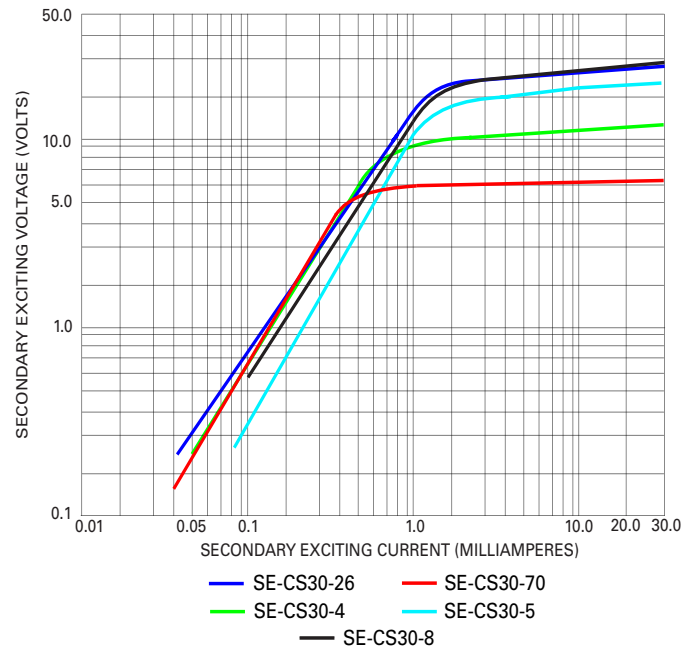
The SE-CS30 series is a sensitive nickel-core current transformer used with Littelfuse relays to detect low levels of earth-leakage current.

Specifications

Turns Ratio	600:1
Current Rating	30:0.05 A
Accuracy	3% @ 0.06 VA
Frequency	50-400 Hz
Insulation Level	600 V
Operating Temperature	-55 to 60°C (-67 to 140°F)
Application	FPU-32, FPS, MPU-32, MPS, PGR-6100, PGR-6101, SE-330, SE-701, SE-704
Certification	CSA, UL, CE
Compliance	RoHS, IEC 60044-1

Ordering Information

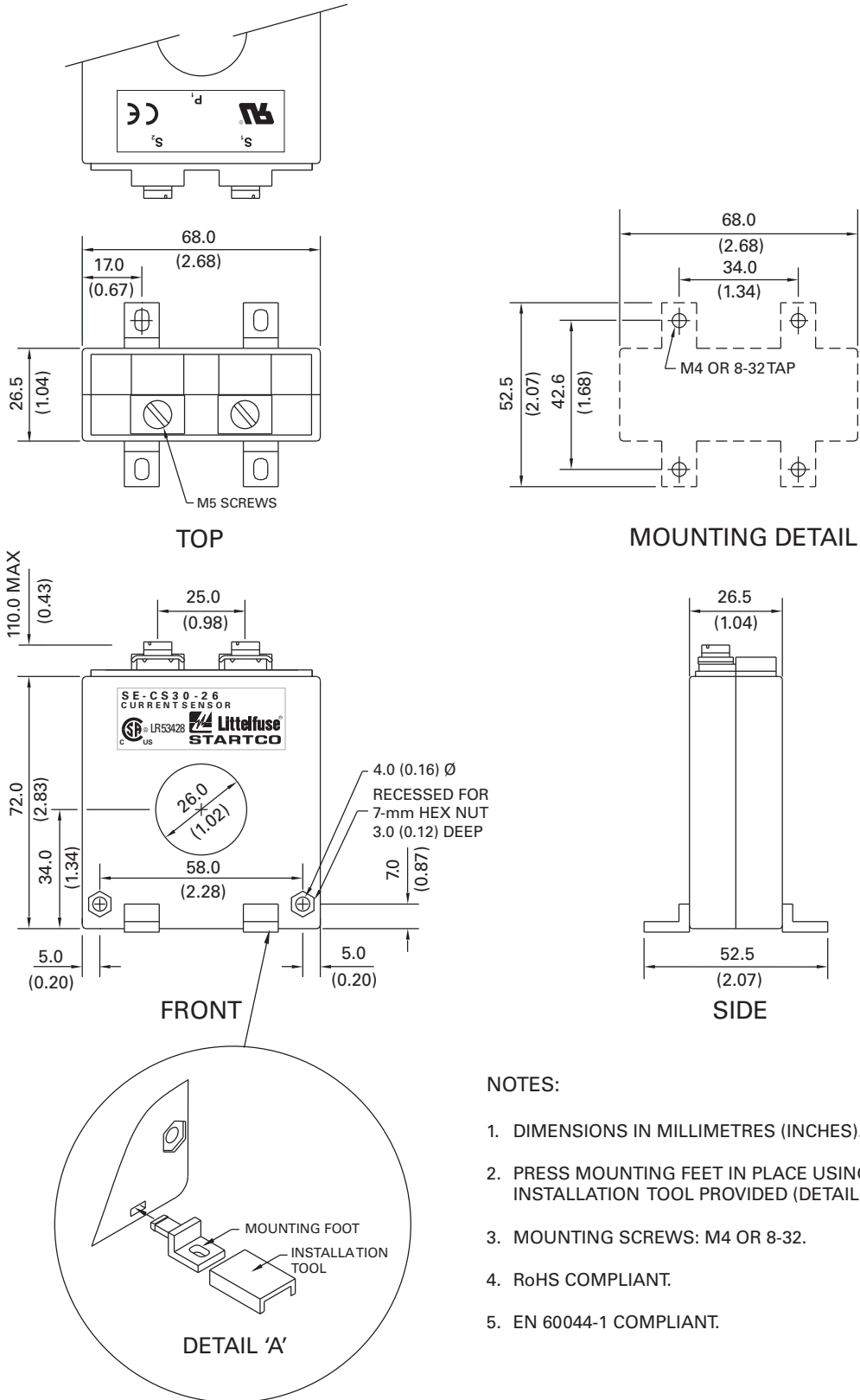
ORDERING NUMBER	WINDOW SIZE, ID	WEIGHT
SE-CS30-26	26 mm (1.0")	0.5 kg (1.0 lb)
SE-CS30-70	70 mm (2.8")	1.2 kg (2.5 lb)
SE-CS30-4	95 mm (3.7")	1.3 kg (3.0 lb)
SE-CS30-5	140 mm (5.5")	2.1 kg (4.6 lb)
SE-CS30-8	200 mm (7.9")	4.3 kg (9.4 lb)



SE-CS30 SERIES

Dimensions and Mounting Diagram

SE-CS30-26



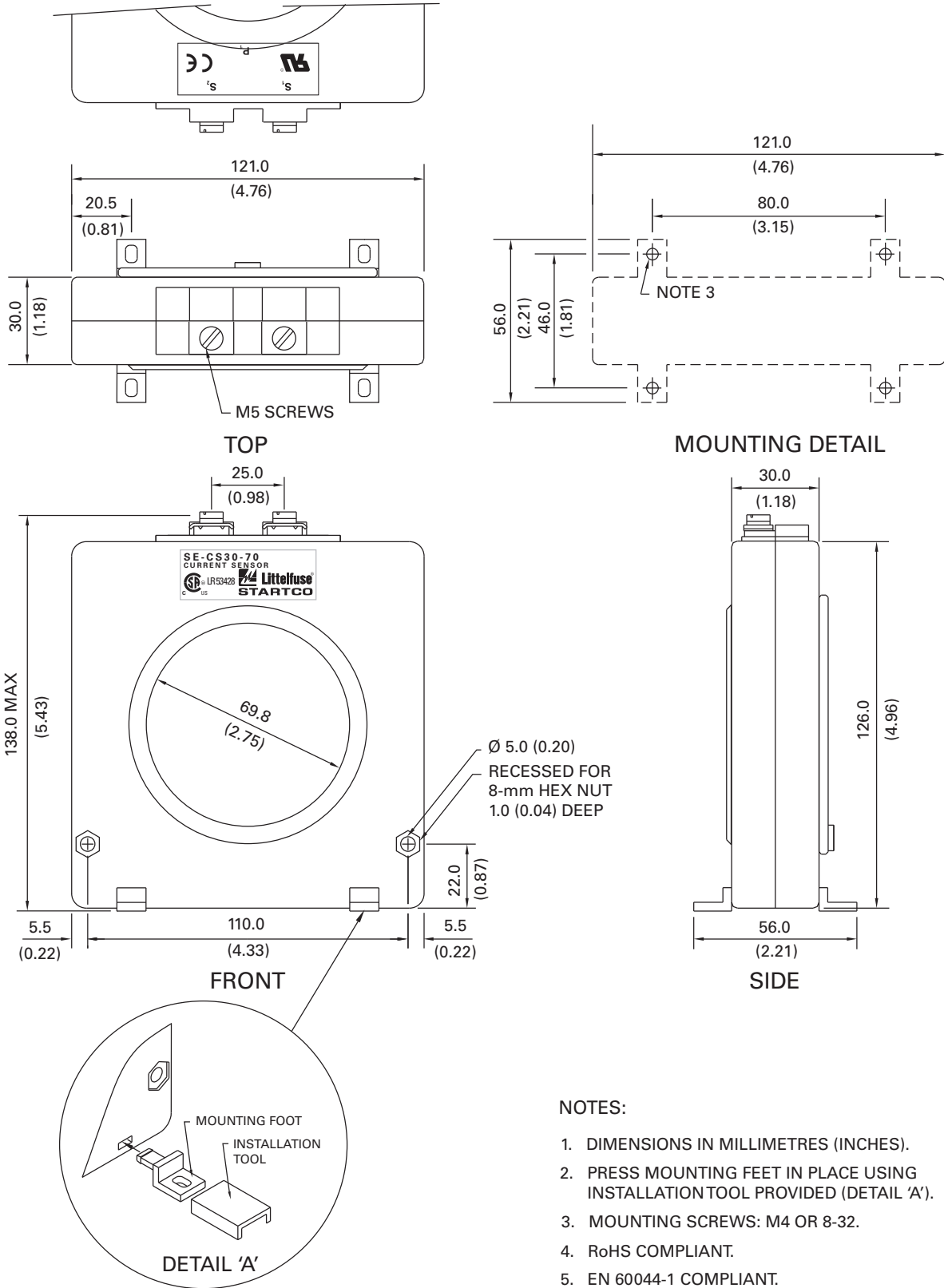
NOTES:

1. DIMENSIONS IN MILLIMETRES (INCHES).
2. PRESS MOUNTING FEET IN PLACE USING INSTALLATION TOOL PROVIDED (DETAIL 'A').
3. MOUNTING SCREWS: M4 OR 8-32.
4. RoHS COMPLIANT.
5. EN 60044-1 COMPLIANT.

SE-CS30 SERIES

Dimensions and Mounting Diagram

SE-CS30-70



NOTES:

1. DIMENSIONS IN MILLIMETRES (INCHES).
2. PRESS MOUNTING FEET IN PLACE USING INSTALLATION TOOL PROVIDED (DETAIL 'A').
3. MOUNTING SCREWS: M4 OR 8-32.
4. RoHS COMPLIANT.
5. EN 60044-1 COMPLIANT.