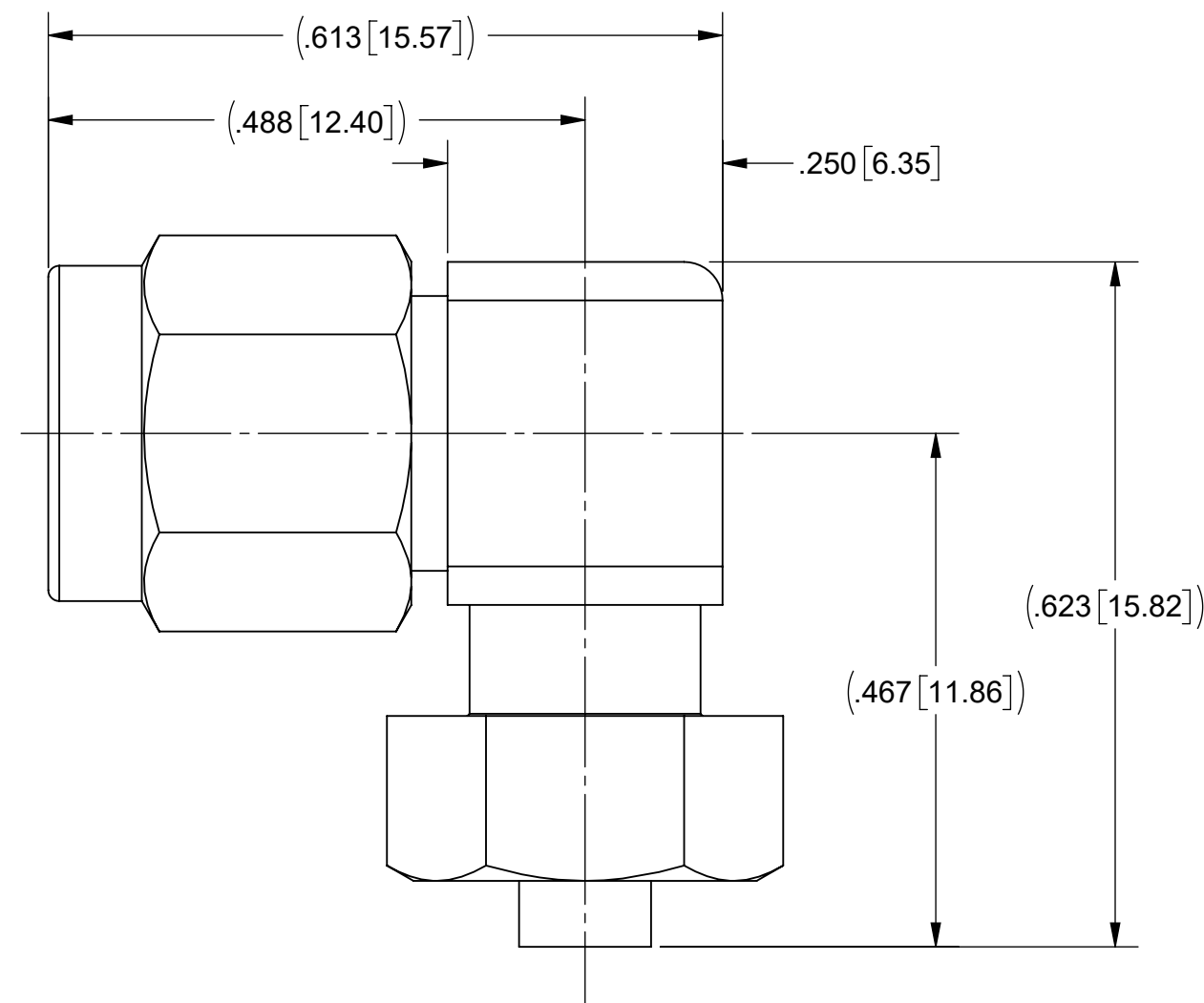
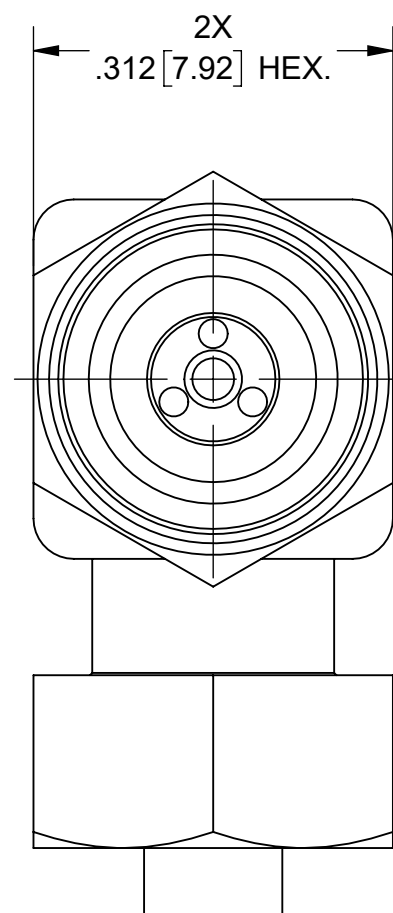
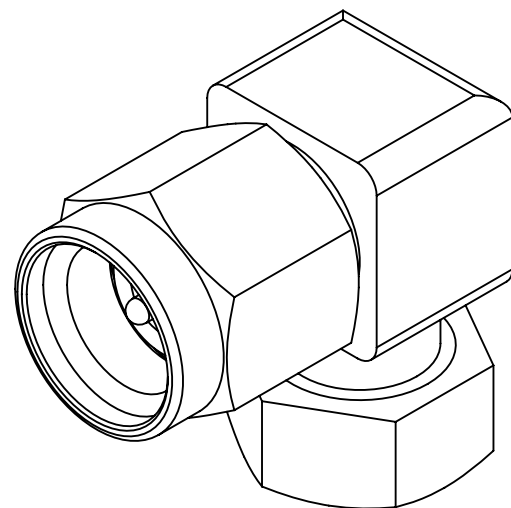


PRODUCT DATA DRAWING

REVISION HISTORY			
REV	DESCRIPTION	DATE	APPROVED
-	NRN 44405	11/19	BNK



MATERIAL:

BODY, INSERTS,
CLAMP NUT,
COUPLING NUT:

STAINLESS STEEL PER AMS-5640,
ALLOY UNS S30300, TYPE 1;
OR ASTM A582 TYPE 303, COND. A

CONTACTS &
LOCK RING:

BERYLLIUM COPPER PER ASTM B196 OR B197,
ALLOY No. UNS C17300, TD04

FERRULE:

BRASS PER ASTM B16, ALLOY UNS C36000

BEADS:

PEI (ULTEM 1000) PER ASTM D5205

GASKET:

SILICONE RUBBER PER A-A-59588,
CLASS 2B, GRADE 60/70

FINISH:

BODY, INSERTS,
COUPLING NUT &
CLAMP NUT:

PASSIVATED PER AMS-2700

CONTACTS:

GOLD PER MIL-DTL-45204, TYPE I,
CODE C, CLASS 1, OVER NICKEL
PER SAE AMS 2404, CLASS 1, .00010" MIN.


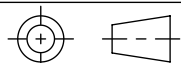
FERRULE:

GOLD PER ASTM B488, TYPE II,
CODE C, CLASS 1.27, OVER NICKEL
PER AMS-QQ-N-290, CLASS 1, .00005" MIN.

PERFORMANCE:

IMPEDANCE:
FREQ. RANGE:
VSWR:

50 OHMS
DC TO 40.0 GHz.
1.55:1 MAX. DC TO 40.0 GHz.

MATERIAL: SEE NOTES	DIMENSIONS ARE IN INCHES TOLERANCES: FRACTIONAL: ±1/64 ANGULAR: X° ±1'0" X'X' ±15'	UNLESS OTHERWISE SPECIFIED 1) ALL DIMENSIONS ARE IN INCHES (MILLIMETERS) 2) ALL DIMENSIONS ARE AFTER PLATING. 3) BREAK CORNERS & EDGES .005 R. MAX. 4) CHAM. 1ST & LAST THREADS. 5) SURFACE ROUGHNESS 63-MIL-STD-10. 6) DIA: 'S ON COMMON CENTERS TO BE CONCENTRIC WITHIN .005 T.I.R. 7) REMOVE ALL BURRS	 <p>Amphenol www.svmicrowave.com</p>
FINISH: SEE NOTES	DECIMAL: X ±.030 .XX ±.010 .XXX ±.005	INTERPRET DIMENSIONS AND TOLERANCES PER ASME Y14.5M - 1994	
SURFACE AREA: N/A	THIRD ANGLE PROJECTION	DRAWN: MKK 11/14/19	TITLE: 2.92mm MALE R/A CONNECTOR FOR Ø.086 CABLE
<p>PROPRIETARY</p> <p>THE INFORMATION CONTAINED IN THIS DRAWING IS THE SOLE PROPERTY OF SV MICROWAVE, INC. ANY REPRODUCTION IN PART OR AS A WHOLE WITHOUT THE WRITTEN PERMISSION OF SV MICROWAVE, INC IS PROHIBITED.</p>		CHECKED: BNK 11/14/19	SIZE DWG. NO. B SF1512-60027
		APPROVED: BNK 11/14/19	SCALE: 6:1 SHEET 1 OF 1