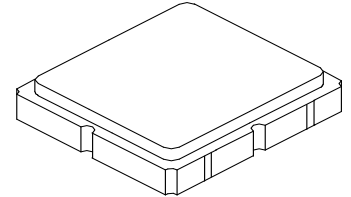


SF2258E

2657 MHz SAW Filter



SM3030-6

- *Low-loss RF SAW Filter*
- *Surface-mount 3.0 x 3.0 x 1.3 mm Package*
- *Complies with Directive 2002/95/EC (RoHS)*
- *Moisture Sensitivity Level: 1*

Absolute Maximum Ratings

| Rating | Value | Units |
|---|------------|-------|
| Input Power Level | 10 | dBm |
| DC Voltage on any Non-ground Terminal | 3 | V |
| Operating Temperature Range | -40 to +85 | °C |
| Storage Temperature Range in Tape and Reel | -40 to +85 | °C |
| Solder Reflow Temperature, 10 seconds, 5 cycles maximum | 260 | °C |

Electrical Characteristics

| Characteristic | Sym | Notes | Min | Typ | Max | Units |
|--|---|-------|-----|-------|-------|-------------------|
| Center Frequency | F_C | | | 2657 | | MHz |
| Maximum Insertion Loss, 2624 to 2690 MHz | IL | | | 2.3 | 3.6 | dB |
| Amplitude Ripple, 2624 to 2690 MHz | | | | 0.8 | 2.0 | dB _{P-P} |
| VSWR, 2624 to 2690 MHz | | | | 1.9:1 | 2.5:1 | |
| Attenuation Referenced to 0 dB: | | | | | | |
| DC to 2100 MHz | | | 25 | 31 | | dB |
| 2100 to 2515 MHz | | | 27 | 34 | | |
| 2770 to 4000 MHz | | | 30 | 37 | | |
| 4000 to 5000 MHz | | | 15 | 22 | | |
| Source Impedance | Z_S | | | 50 | | Ω |
| Load Impedance | Z_L | | | 50 | | |
| ESD Voltage (machine model) | | | | | 50 | V |
| Case Style | SM3030-6 3.0 x 3.0 mm Nominal Footprint | | | | | |
| Lid Symbolization (Y=year, WW=week, S=shift) dot=pin 1 indicator | A05, YWWS | | | | | |
| Standard Reel Quantity | Reel Size 7 Inch | | | | | 500 Pieces/Reel |
| | Reel Size 13 Inch | | | | | 3000 Pieces/Reel |

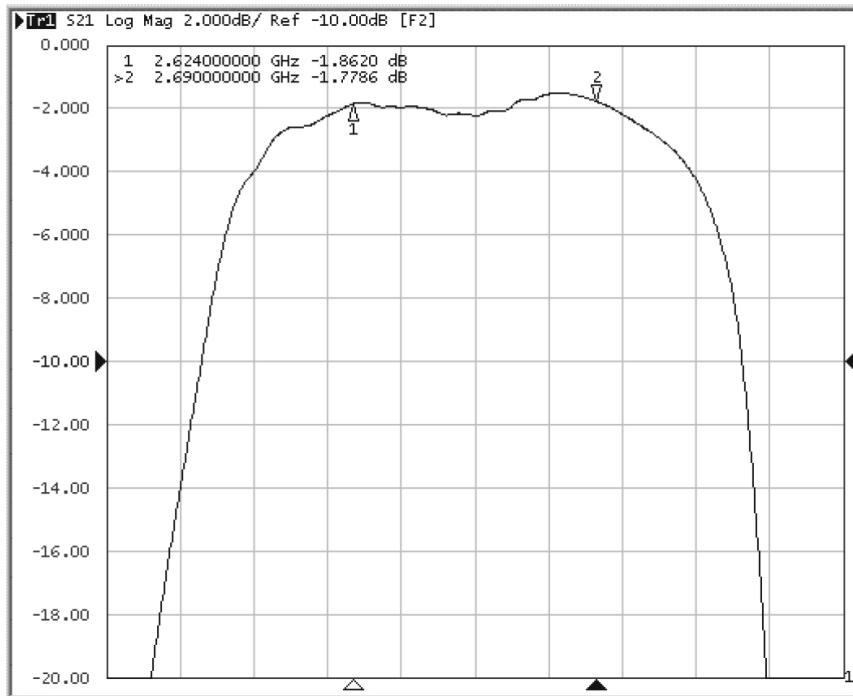
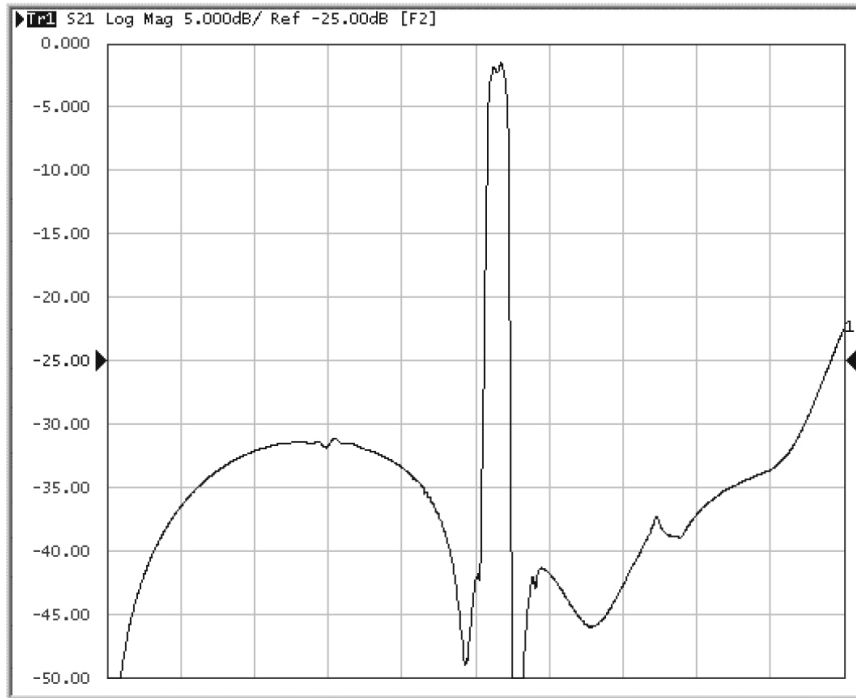


CAUTION: Electrostatic Sensitive Device. Observe precautions for handling.

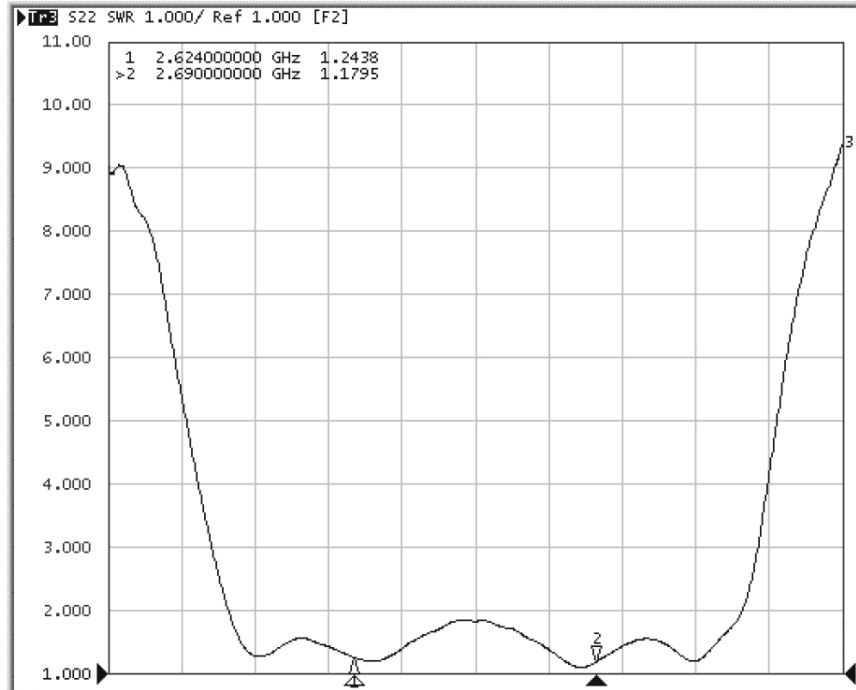
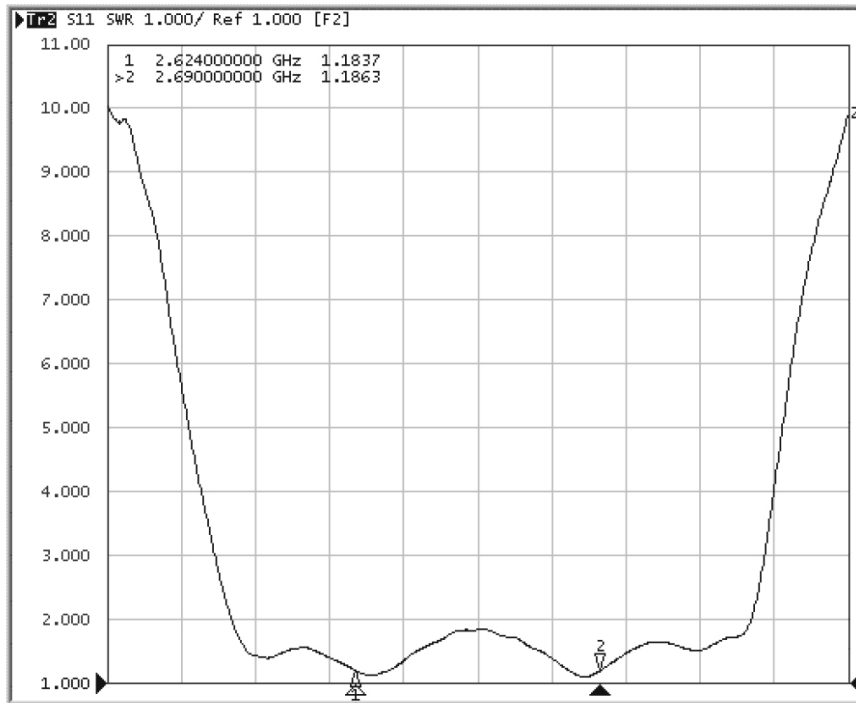
NOTES:

1. The design, manufacturing process, and specifications of this device are subject to change.
2. US or International patents may apply.
3. RoHS compliant from the first date of manufacture.

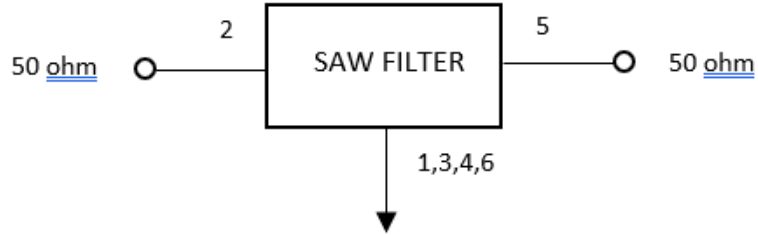
Filter Response Plots



Input/Output VSWR Plots



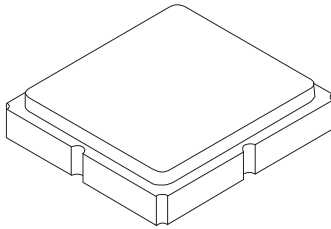
Filter Test Circuit



| Connection | Terminals |
|------------|------------|
| Input | 2 |
| Output | 5 |
| Ground | All Others |

SM3030-6 Case

6-Terminal Ceramic Surface-Mount Case 3.0 X 3.0 mm Nominal Footprint



PCB Footprint Top View

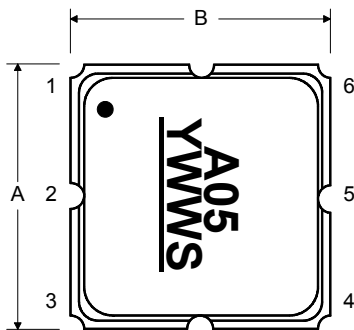
Case and PCB Footprint Dimensions

| Dimension | mm | | | Inches | | |
|-----------|------|------|------|--------|-------|-------|
| | Min | Nom | Max | Min | Nom | Max |
| A | 2.87 | 3.00 | 3.13 | 0.113 | 0.118 | 0.123 |
| B | 2.87 | 3.00 | 3.13 | 0.113 | 0.118 | 0.123 |
| C | 1.12 | 1.25 | 1.38 | 0.044 | 0.049 | 0.054 |
| D | 0.77 | 0.90 | 1.03 | 0.030 | 0.035 | 0.040 |
| E | 2.67 | 2.80 | 2.93 | 0.105 | 0.110 | 0.115 |
| F | 1.47 | 1.60 | 1.73 | 0.058 | 0.063 | 0.068 |
| G | 0.72 | 0.85 | 0.98 | 0.028 | 0.033 | 0.038 |
| H | 1.37 | 1.50 | 1.63 | 0.054 | 0.059 | 0.064 |
| I | 0.47 | 0.60 | 0.73 | 0.019 | 0.024 | 0.029 |
| J | 1.17 | 1.30 | 1.43 | 0.046 | 0.051 | 0.056 |
| K | | 3.20 | | | 0.126 | |
| L | | 1.70 | | | 0.067 | |
| M | | 1.05 | | | 0.041 | |
| N | | 0.81 | | | 0.032 | |
| O | | 0.38 | | | 0.015 | |

Case Materials

| Materials | |
|--------------------|--|
| Solder Pad Plating | 0.3 to 1.0 μm Gold over 1.27 to 8.89 μm Nickel |
| Lid Plating | 2.0 to 3.0 μm Nickel |
| Body | Al_2O_3 Ceramic |

TOP VIEW



BOTTOM VIEW

