

Coaxial Matching Pad

SFQFM-5075+

50/75Ω DC to 3000 MHz



Generic photo used for illustration purposes only
CASE STYLE: FF2586

The Big Deal

- Minimum loss pad
- Wideband coverage, DC to 3000 MHz
- Quick connect / disconnect mating on F-Male side
- Excellent VSWR

Product Overview

Mini-Circuits' SFQFM-5075+ is a coaxial 50/75Ω matching pad covering the DC to 3000 MHz frequency range, supporting impedance matching in a wide range of systems. This model is ideal for 50/75Ω impedance matching in systems where minimizing overall signal loss is a priority. The matching pad housed in a rugged unibody construction with SMA-Female (50Ω) to F-Male (75Ω) connectors.

⚠ CAUTION NOTE: Due to variability of female 'F' connector, make sure that the threads start no more than 0.030" (0.76) from the edge of the connector to mate with the matching pad.

Key Features

Feature	Advantages
Wideband, DC to 3000 MHz	Supports a wide variety of applications including CATV and DOCSIS® 3.1 systems and equipment.
Compact size, 0.39" x 1.56" x 0.43"	Accommodates tight space requirements for crowded system layouts.
Connectorized package SMA Female (50Ω) to F-Male (75Ω) connectors	Supports connections between components with different connector types.

Notes

- A. Performance and quality attributes and conditions not expressly stated in this specification document are intended to be excluded and do not form a part of this specification document.
B. Electrical specifications and performance data contained in this specification document are based on Mini-Circuit's applicable established test performance criteria and measurement instructions.
C. The parts covered by this specification document are subject to Mini-Circuits standard limited warranty and terms and conditions (collectively, "Standard Terms"); Purchasers of this part are entitled to the rights and benefits contained therein. For a full statement of the Standard Terms and the exclusive rights and remedies thereunder, please visit Mini-Circuits' website at www.minicircuits.com/MCLStore/terms.jsp



Coaxial Matching Pad

50/75Ω

DC to 3000 MHz

SFQFM-5075+



Generic photo used for illustration purposes only

CASE STYLE: FF2586
Connectors Model
50Ω-F-SMA SFQFM-5075+
75Ω-M-F

+RoHS Compliant

The +Suffix identifies RoHS Compliance. See our web site for RoHS Compliance methodologies and qualifications

Maximum Ratings

Operating Temperature	-45°C to 100°C
Storage Temperature	-55°C to 100°C
Input Power	0.5 W

Permanent damage may occur if any of these limits are exceeded.

Features

- Quick connect / disconnect mating on F-Male side
- Minimum loss pad
- Wideband coverage, DC to 3000 MHz
- Excellent VSWR
- Rugged unibody construction

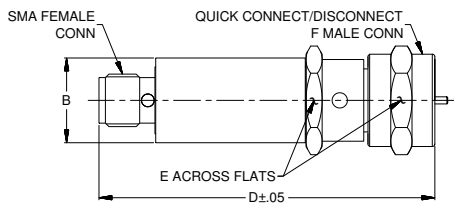
Applications

- Impedance matching
- Lab use for testing

Coaxial Connections

Input	SMA-Female
Output	F-Male

Outline Drawing



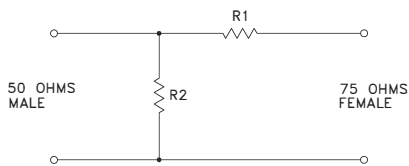
CAUTION NOTE: Due to variability of female 'F' connector, make sure that the threads start no more than 0.030" (0.76) from the edge of the connector to mate with the matching pad.

Outline Dimensions (inch/mm)

	A	B	C	D	E	Wt.
	--	.39	--	1.56	.437	grams
	--	10.00	--	39.62	11.11	15

Note: Please refer to case style drawing for details

Electrical Schematic



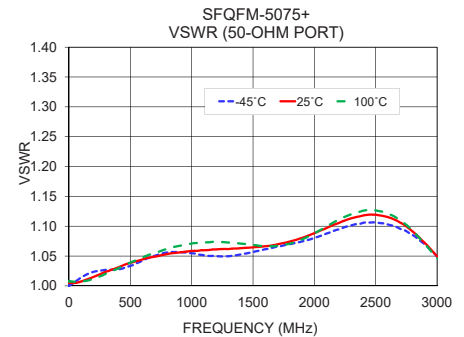
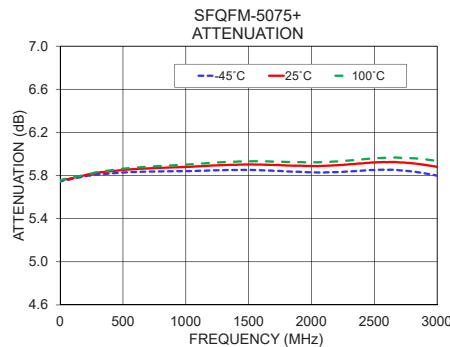
Electrical Specifications at 25°C

Parameter	Frequency (MHz)	Min.	Typ.	Max.	Unit
Frequency Range		DC	--	3000	MHz
Attenuation ¹	Nominal	DC-3000	--	5.7	--
	Flatness ²	DC-3000	--	±0.20	--
		100-2000	--	0.05	0.20
		2000-3000	--	0.10	0.30
VSWR	DC-100	--	1.02	1.10	:1
	100-2000	--	1.10	1.25	
	2000-3000	--	1.20	--	
Input Power	DC-3000	--	--	0.5	W

1. Attenuation varies by 0.3 dB max. over temperature
2. Flatness= variation over band divided by 2

Typical Performance Data at 25°C

Frequency (MHz)	Attenuation (dB)	VSWR (:1)	
		50 Ω	75 Ω
10	5.75	1.01	1.00
50	5.77	1.00	1.01
100	5.78	1.01	1.01
300	5.83	1.02	1.05
500	5.85	1.04	1.08
800	5.87	1.05	1.10
950	5.88	1.06	1.10
1000	5.88	1.06	1.10
1200	5.89	1.06	1.08
1500	5.90	1.06	1.05
1800	5.89	1.07	1.06
2000	5.89	1.09	1.10
2300	5.90	1.11	1.16
2500	5.92	1.12	1.19
2800	5.91	1.09	1.20
3000	5.88	1.05	1.19



Notes

- Performance and quality attributes and conditions not expressly stated in this specification document are intended to be excluded and do not form a part of this specification document.
- Electrical specifications and performance data contained in this specification document are based on Mini-Circuits' applicable established test performance criteria and measurement instructions.
- The parts covered by this specification document are subject to Mini-Circuits standard limited warranty and terms and conditions (collectively, "Standard Terms"); Purchasers of this part are entitled to the rights and benefits contained therein. For a full statement of the Standard Terms and the exclusive rights and remedies thereunder, please visit Mini-Circuits' website at www.minicircuits.com/MCLStore/terms.jsp



www.minicircuits.com P.O. Box 350166, Brooklyn, NY 11235-0003 (718) 934-4500 sales@minicircuits.com

REV. B
ECO-005139
SFQFM-5075+
EDU2833
URJ
201120
Page 2 of 2