

SI-GL42 Series Locking-Style Safety Interlock Switch






Product Overview

SI-GL42 Series Locking-Style Safety Interlock Switch for interlocking and position monitoring

For complete technical information about this product, including installation instructions, application requirements and guidelines, technical specifications, and accessories, go to www.bannerengineering.com and search for the instruction manual, p/n 220476.



-  Positive opening safety contacts (per IEC 60947-5-1)
-  Contact monitors both the presence of the actuator and if it is locked into the interlock
- Choice of two locking mechanism types:
 - Spring lock with energized solenoid release
 - Energized solenoid lock with spring release
- All models have an integrated manual release mechanism (front and back)
- Four stainless steel actuator options
- Actuator head rotatable in 90° increments providing five actuator positions (one vertical option)
- Many different actuator and monitoring contact configurations to satisfy any application
- Lightweight yet robust design (plastic body but the mechanically stressed components like the rotating head are metal)
- IP67 environmental rating making the unit suitable for demanding industrial environments
-  Insulated device (IEC 60947-5-1)
- M12 connector options (contact Banner Engineering for pre-wired M12 connector options)

Models

A complete safety system is typically made up of two interlocks, two actuators, two cables, and a safety monitoring device. The use of an emergency release mechanism depends on the application.

Model Number	Solenoid Voltage	Locking Method	Actuator Contacts	Solenoid Monitor Contacts	Wiring
SI-GL42DM11-11	24 V AC/DC	Solenoid	1 NC/1 NO	1 NC/1 NO	Wiring Chamber
SI-GL42DM20-11			2 NC	1 NC/1 NO	Wiring Chamber
SI-GL42DM21-10			2 NC/1 NO	1 NC	Wiring Chamber
SI-GL42DM30-10			3 NC	1 NC	Wiring Chamber
SI-GL42DM20-20			2 NC	2 NC	Wiring Chamber
SI-GL42DM01-21			1 NO	2 NC/1 NO	Wiring Chamber
SI-GL42DM10-21			1 NC	2 NC/1 NO	Wiring Chamber
SI-GL42DM01-20Q13			1 NO	2 NC	Two 5-pin M12/Euro-style
SI-GL42DS11-11	24 V AC/DC	Spring	1 NC/1 NO	1 NC/1 NO	Wiring Chamber
SI-GL42DS20-11			2 NC	1 NC/1 NO	Wiring Chamber
SI-GL42DS21-10			2 NC/1 NO	1 NC	Wiring Chamber
SI-GL42DS30-10			3 NC	1 NC	Wiring Chamber
SI-GL42DS20-20			2 NC	2 NC	Wiring Chamber
SI-GL42DS01-21			1 NO	2 NC/1 NO	Wiring Chamber
SI-GL42DS10-21			1 NC	2 NC/1 NO	Wiring Chamber
SI-GL42DS01-20Q13			1 NO	2 NC	Two 5-pin M12/Euro-style

Contact Us

Banner Engineering Corp. headquarters is located at:
 9714 Tenth Avenue North
 Minneapolis, MN 55441, USA
 Phone: + 1 888 373 6767

For worldwide locations and local representatives, visit www.bannerengineering.com.

Responsibilities of Qualified Personnel

To access the SI-GL42 Series Locking-Style Safety Interlock Switch instruction manual (p/n 220476):

- Go to www.bannerengineering.com to download the manual in the language you require; or
- Call Banner at 1-888-373-6767 or call your local Banner Representative to request a manual



**WARNING:**

It is the responsibility of the Qualified Personnel to:

- Carefully read, understand, and follow the information in the SI-GL42 Interlock Switch instruction manual
- Perform a risk assessment of the specific machine guarding application
- Determine what risk reduction measures are appropriate per the results of the risk assessment
- Properly install, configure, and then verify that the risk reduction measures are working as intended
- Periodically re-verify, as needed, that the risk reduction measures are working as intended

Failure to follow any of these responsibilities may potentially create a dangerous condition that could lead to serious injury or death.

Pour accéder au manuel d'utilisation SI-GL42 Series Locking-Style Safety Interlock Switch (réf. 220476):

- Rendez-vous sur le site www.bannerengineering.com pour télécharger le manuel dans la langue de votre choix, ou
- Contactez Banner au 1-888-373-6767 ou appelez votre représentant Banner local pour demander le manuel.

**WARNING:**

Il incombe au personnel qualifié de:

- Lire avec attention, bien comprendre et suivre les instructions du manuel du système SI-GL42 Interlock Switch
- Effectuer une évaluation des risques de l'application de protection spécifique à la machine
- Identifier les mesures de limitation du risque appropriées en fonction des résultats de l'étude de risques
- Installer et configurer correctement le ou les dispositifs de protection destinés à limiter le risque puis vérifier qu'ils fonctionnent de la façon prévue
- Révérer périodiquement, s'il y a lieu, que ces dispositifs de protection fonctionnent toujours comme il se doit

Le non-respect de l'une de ces responsabilités peut potentiellement créer une condition dangereuse pouvant entraîner des blessures graves, voire mortelles.

So beziehen Sie die Bedienungsanleitung für den SI-GL42 Series Locking-Style Safety Interlock Switch (Ident-Nr. 220476):

- Laden Sie die Anleitung in der gewünschten Sprache von unserer Website (www.bannerengineering.com) herunter oder
- fordern Sie die Anleitung telefonisch bei der Banner-Hotline unter der Rufnummer +1-888-373-6767 oder bei einer Banner-Vertretung in Ihrer Nähe an.

**WARNING:**

Es liegt in der Verantwortung des qualifizierten Personals,

- Die Informationen in der Anleitung für den SI-GL42 Interlock Switch gründlich durchzulesen, zu verstehen und zu befolgen
- Eine Risikobeurteilung der spezifischen Maschinenschutzanwendung durchzuführen
- Ermitteln, welche Maßnahmen zur Risikominderung aufgrund der Ergebnisse der Risikobeurteilung angemessen sind
- Das gesamte Schutzsystem fachgerecht installieren, konfigurieren und anschließend auf die bestimmungsgemäße Funktion überprüfen
- Je nach Bedarf regelmäßig nachprüfen, ob die Maßnahmen zur Risikominderung wie beabsichtigt funktionieren

Die Nichtbeachtung einer dieser Verantwortlichkeiten kann zu gefährlichen Zuständen führen, die zu schweren oder tödlichen Verletzungen führen können.

Per accedere al manuale di istruzioni dello SI-GL42 Series Locking-Style Safety Interlock Switch (codice 220476):

- Andare al sito www.bannerengineering.com per scaricare il manuale nella lingua desiderata; oppure
- Contattare Banner al numero telefonico 1-888-373-6767 oppure il rappresentante Banner locale per richiedere un manuale

**WARNING:**

È responsabilità della Personale Qualificato:

- Leggere attentamente, assicurarsi di avere compreso e seguire le indicazioni riportate nel manuale di istruzioni del SI-GL42 Interlock Switch
- Eseguire una valutazione dei rischi dell'applicazione di protezione della macchina specifica
- Determinare quali misure di riduzione del rischio sono appropriate in base ai risultati della valutazione del rischio
- Installare e configurare correttamente il sistema, quindi verificare che le misure di riduzione del rischio assicurino i risultati previsti
- Ricontrollare periodicamente, in base alla necessità, che tali misure di riduzione del rischio continuino ad assicurare i risultati previsti

La mancata osservanza di una qualsiasi di queste responsabilità può potenzialmente creare una condizione pericolosa che potrebbe causare lesioni gravi o mortali.

Para obtener el manual de instrucciones del SI-GL42 Series Locking-Style Safety Interlock Switch (p/n 220476):

- Visite www.bannerengineering.com para descargar el manual en el idioma que necesite; o
- Llame a Banner al 1-888-373-6767 o llame a su representante local de Banner para solicitar un manual

**WARNING:**

Es responsabilidad del personal calificado:

- Leer con atención, entender y seguir la información en el manual de instrucciones de la SI-GL42 Interlock Switch
- Realizar una evaluación de riesgos que incluya la aplicación de protección de la máquina específica
- Determinar qué medidas de reducción de riesgos son apropiadas según los resultados de la evaluación de riesgos
- Instale, configure y luego verifique correctamente que las medidas de reducción de riesgos funcionan según lo previsto
- Vuelva a verificar periódicamente, según sea necesario, que las medidas de reducción de riesgos funcionan según lo previsto

El incumplimiento de cualquiera de estas responsabilidades puede crear potencialmente una condición peligrosa que podría provocar lesiones graves o la muerte.