
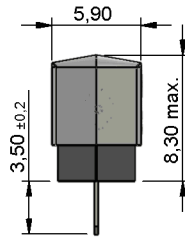
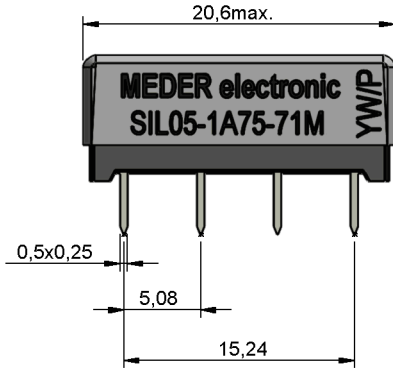
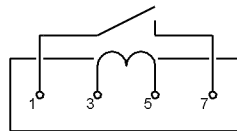


Dimensions mm[inch]
 tolerances acc. to DIN ISO 2768-m
 Toleranzen gem. DIN ISO 2768-m

Isometric
 Scale 2:1
 Maßstab 2:1



Layout
 Top view
 Draufsicht



Marking
 according to EN60062/factory code
 gem. EN60062/Fertigungsstätte



Coil Data at 20 °C	Conditions	Min	Typ	Max	Unit
Coil resistance		180	200	220	Ohm
Coil voltage			5		VDC
Rated power			125		mW
Coil current			25		mA
Thermal resistance	max. Relay temperature = operating temperature + self heating		92		K/W
Inductance			27		mH
Pull-In voltage				3,5	VDC
Drop-Out voltage		0,75			VDC

Contact data 75	Conditions	Min	Typ	Max	Unit
Contact rating	Any DC combination of V & A not to exceed their individual max.'s			10	W
Switching voltage (<31 AT)	DC or Peak AC			500	V
Switching current	DC or Peak AC			0,5	A
Carry current	DC or Peak AC			1	A
Contact resistance static	Measured with 40% overdrive Start Value			200	mOhm
Insulation resistance	RH <45 %, 100 V test voltage	10			GOhm
Breakdown voltage (20-30 AT)	according to EN 60255-5	1.000			VDC
Operate time incl. bounce	measured with 40% overdrive			0,5	ms
Release time	measured with no coil excitation			0,1	ms
Capacity	@ 10 kHz across open switch		0,4		pF

Special Product Data	Conditions	Min	Typ	Max	Unit
Dielectric Strength Coil/Contact	according to EN 60255-5	1,5			kV DC
Insulation resistance Coil/Contact	RH <45%, 200 VDC measuring voltage	100			GOhm
Capacity Coil/Contact	@ 10 kHz		0,7		pF
Housing material		epoxy resin			
Connection pins		CuFe2P, tin plated			
Magnetic Shield		yes			
Approval		VDE No. 40025270			
Approval		UL-File No. NRNT2.E156887 / NRNT8.E156887			
Reach / RoHS conformity		yes			

Modifications in the sense of technical progress are reserved

Designed at: 08.03.04 Designed by: SCHELLHORN
 Last Change at: 14.09.12 Last Change by: NMIHAI

Approval at: 01.10.09 Approval by: KOLBRICH
 Approval at: 18.09.12 Approval by: CRUF



Products for tomorrow...

Europe: +49 / 7731 8399 0 | Email: info@meder.com
USA: +1 / 508 295 0771 | Email: salesusa@meder.com
Asia: +852 / 2955 1682 | Email: salesasia@meder.com

Item No.:
3305175271
Item:
SIL05-1A75-71M

Environmental data	Conditions	Min	Typ	Max	Unit
Shock	1/2 sine, duration 11ms, in 3 axis			50	g
Vibration	from 10 - 2000 Hz			20	g
Operating temperature		-20		70	°C
Storage temperature		-35		95	°C
Soldering temperature	wave soldering max. 5 sec.			260	°C
Washability					fully sealed

General data	Conditions	Min	Typ	Max	Unit
Total weight			2,4		g
Packaging					tube per 25 pcs.

Modifications in the sense of technical progress are reserved

Designed at: 08.03.04 Designed by: SCHELLHORN
Last Change at: 14.09.12 Last Change by: NMIHAI

Approval at: 01.10.09 Approval by: KOLBRICH
Approval at: 18.09.12 Approval by: CRUF

Version: 5