



SK54L~SK56L

SURFACE MOUNT SCHOTTKY BARRIER RECTIFIER

VOLTAGE 40~60 Volt **CURRENT** 5 Ampere

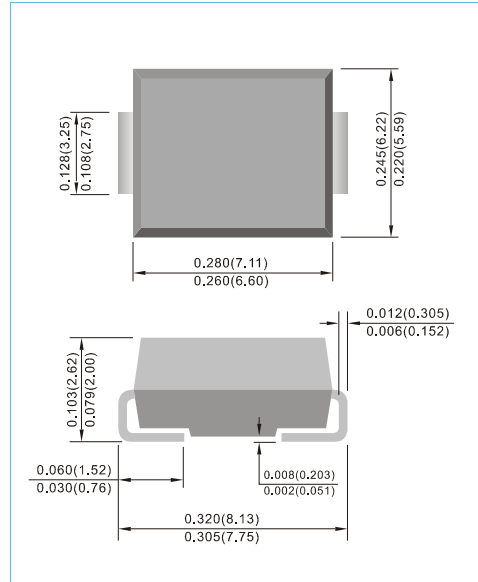
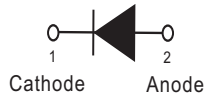
SMC / DO-214AB Unit : inch(mm)

FEATURES

- Plastic package has Underwriters Laboratory Flammability Classification 94V-O
- For surface mounted applications in order to optimize board space
- Low power loss,high efficiency
- High surge capacity
- Lead free in compliance with EU RoHS 2.0
- Green molding compound as per IEC 61249 standard

MECHANICAL DATA

- Case: JEDEC DO-214AB molded plastic
- Terminals: Solder plated, solderable per MIL-STD-750, Method 2026
- Polarity: Color band denotes cathode end
- Standard packaging: 16mm tape (EIA-481)
- Weight: 0.0082 ounces, 0.2325 grams



MAXIMUM RATINGS AND ELECTRICAL CHARACTERISTICS

Ratings at 25°C ambient temperature unless otherwise specified. Resistive or inductive load.

PARAMETER	SYMBOL	SK54L	SK56L	UNITS
Maximum Recurrent Peak Reverse Voltage	V_{RRM}	40	60	V
Maximum RMS Voltage	V_{RMS}	28	42	V
Maximum DC Blocking Voltage	V_{DC}	40	60	V
Maximum Average Forward Rectified Current at $T_c=120^\circ\text{C}$	$I_{F(AV)}$	5		A
Peak Forward Surge Current : 8.3ms single half sine-wave superimposed on rated load	I_{FSM}	100		A
Maximum Forward Voltage at 5A (Note 1)	V_F	0.44	0.5	V
Maximum DC Reverse Current at Rated DC Blocking Voltage	I_R	0.5		mA
		50		
Typical Thermal Resistance (Note 2)	$R_{\theta JL}$	17		$^\circ\text{C} / \text{W}$
Operating Junction Temperature Range	T_J	-55 to +150		$^\circ\text{C}$
Storage Temperature Range	T_{STG}	-55 to +150		$^\circ\text{C}$

NOTES:

1. Pulse Test with PW =300µsec, 1% Duty Cycle.
2. Mounted on P.C. Board with 14mm² (.013mm thick) copper pad areas.



SK54L~SK56L

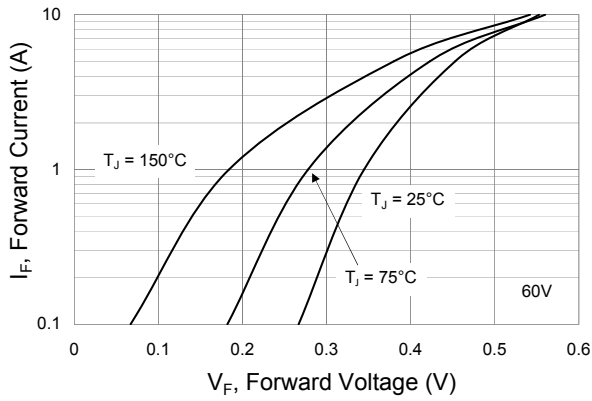


Fig.1 Typical Forward Characteristics

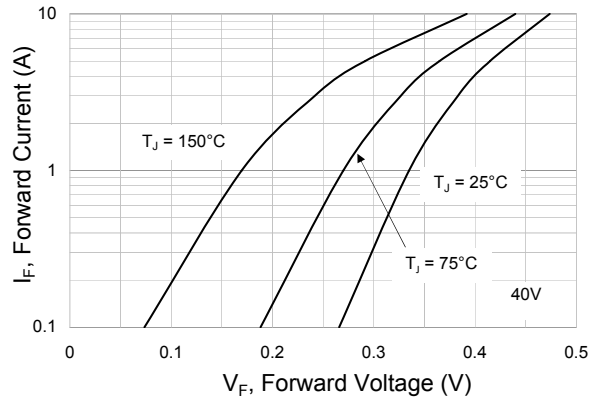


Fig.2 Typical Forward Characteristics

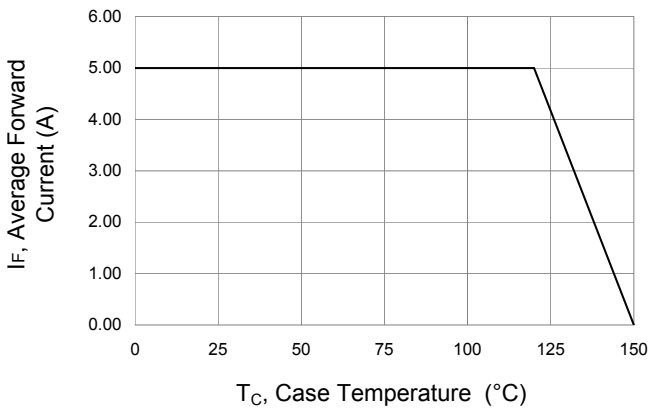


Fig.3 Forward Current Derating Curve

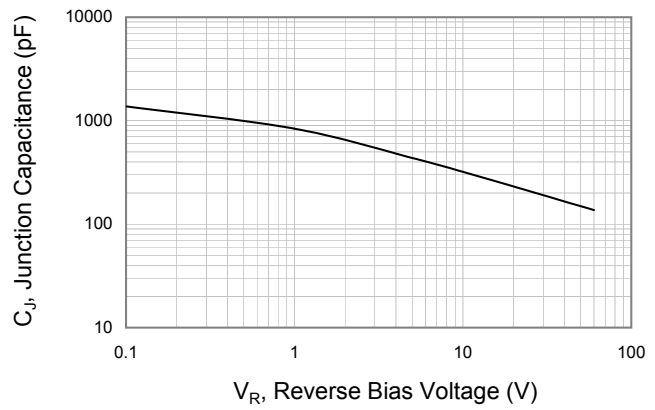


Fig.4 Typical Junction Capacitance under Bias

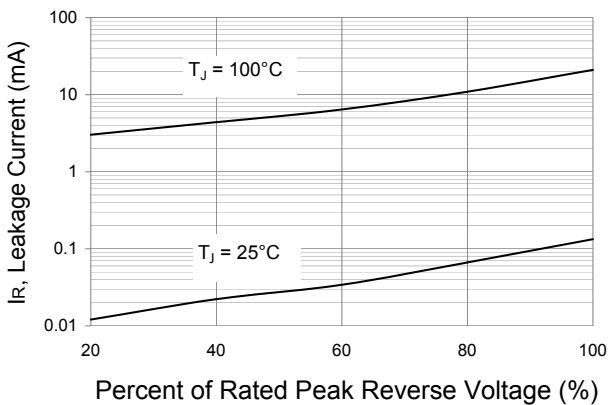


Fig.5 Typical Reverse Characteristics

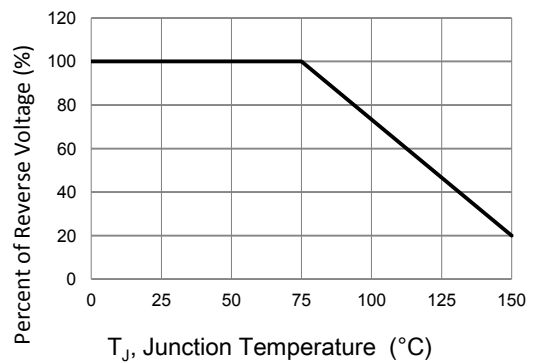


Fig.6 Operating Temperature Derating Curve

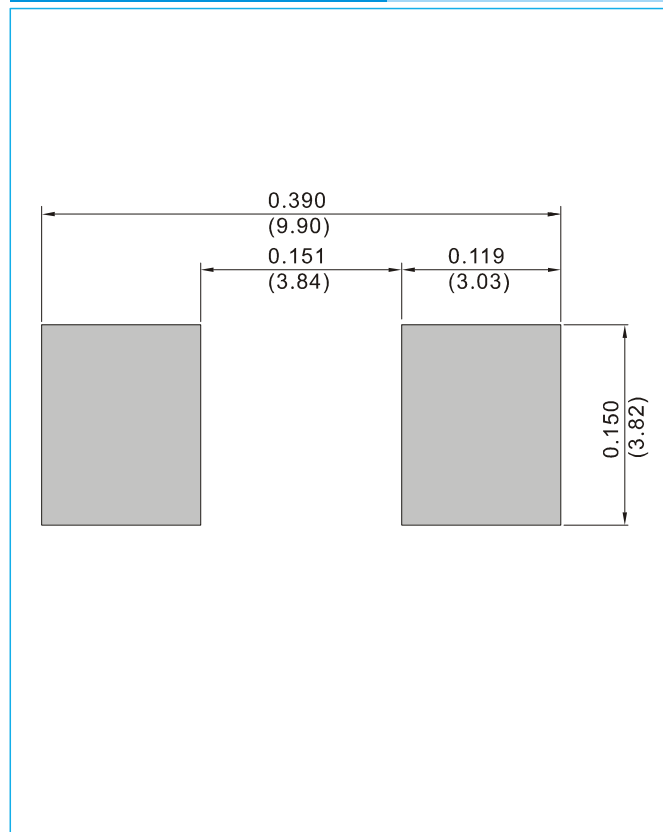


SK54L~SK56L

MOUNTING PAD LAYOUT

SMC / DO-214AB

Unit : inch(mm)



ORDER INFORMATION

- Packing information
T/R - 3K per 13" plastic Reel
T/R - 0.8K per 7" plastic Reel



SK54L~SK56L

Part No_packing code_Version

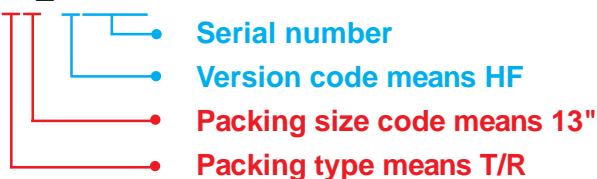
SK54L_R1_00001

SK54L_R2_00001

For example :

RB500V-40_R2_00001

Part No.



Packing Code XX				Version Code XXXXX		
Packing type	1 st Code	Packing size code	2 nd Code	HF or RoHS	1 st Code	2 nd ~5 th Code
Tape and Ammunition Box (T/B)	A	N/A	0	HF	0	serial number
Tape and Reel (T/R)	R	7"	1	RoHS	1	serial number
Bulk Packing (B/P)	B	13"	2			
Tube Packing (T/P)	T	26mm	X			
Tape and Reel (Right Oriented) (TRR)	S	52mm	Y			
Tape and Reel (Left Oriented) (TRL)	L	PANASERT T/B CATHODE UP (PBCU)	U			
FORMING	F	PANASERT T/B CATHODE DOWN (PBCD)	D			