


# SKY-MXM-RTX3000

## MXM 3.1 Type B NVIDIA® Quadro® Embedded RTX3000 with DP 1.4a



CE FCC

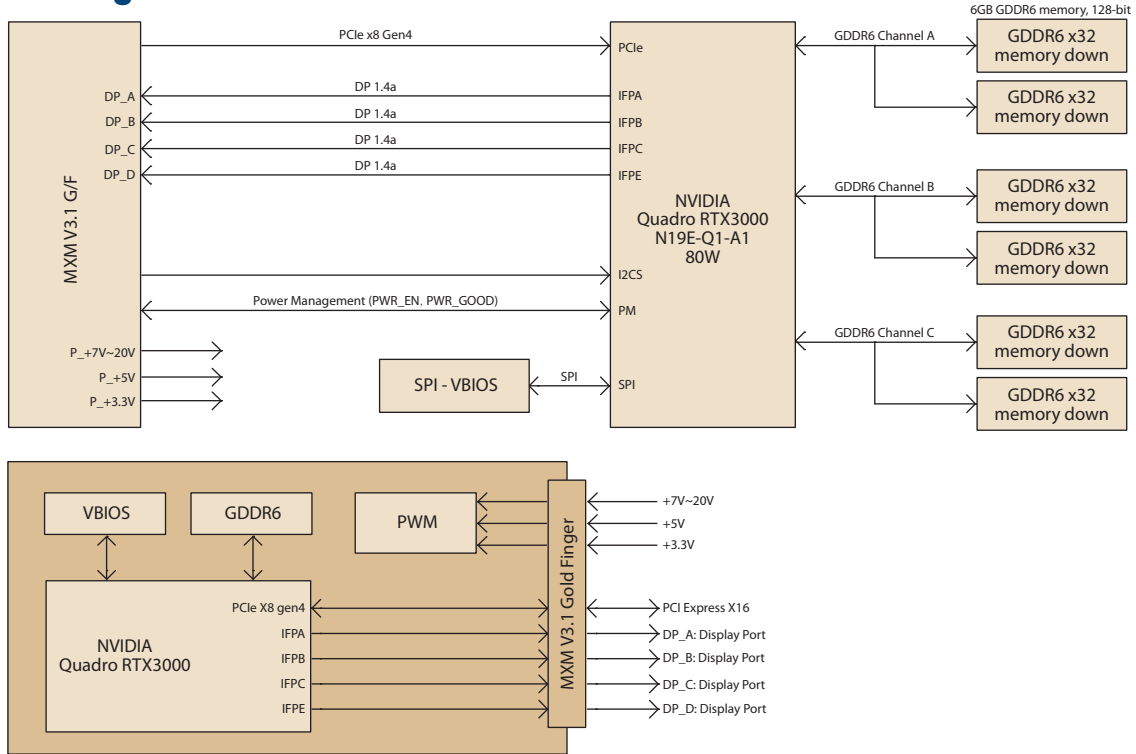
### Features

- NVIDIA® Quadro® RTX3000 with MXM 3.1 TYPE B form factor(82 x 105 mm)
- Up to 1920 CUDA cores , 30 RT cores and 240 Tensor cores, 5.3 TFLOPS
- GDDR6 6GB memory, 192-bit, bandwidth 336 GB/s
- Up to 4 x DisplayPort 1.4a outputs
- Long life cycle, supports 5 years availability

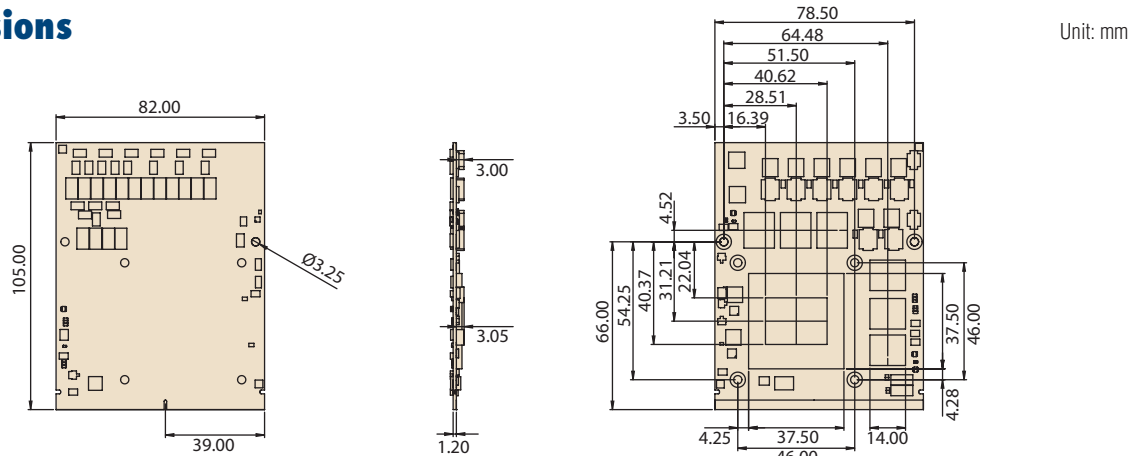
### Specifications

Processor System	GPU	Quadro® RTX3000	
	Graphic Architecture	NVIDIA® Turing™ TU106	
	CUDA Parallel-Processing Cores	1920 CUDA® cores	
	GPU Base/Boost Clock	945 MHz / 1380 MHz	
	RT Cores	30	
	Tensor Cores	240	
	FP32 Performance	5.3 TFLOPS	
Memory	Technology	GDDR6 6GB memory	
	Interface Width	192-bit	
	Bandwidth	336 GB/s	
Graphics	DP	4 x DisplayPort 1.4a, 4K at 120Hz or 8K at 60Hz (Requires DSC) Support HDMI 2.0 via DP dual-mode, 4K at 60Hz	
Bus	PCI express 3.0	MXM 3.1, Type B PCI Express Gen3 x16 supports	
Power Consumption	Max Power Consumption	80W	
Environment	Temperature	Operating	Non-Operating
		0 ~ 55 °C (dependent on CPU and cooler solution)	-40 ~ 85 °C
	Humidity	40 °C @ 85% relative humidity (non-condensing)	60 °C @ 95% relative humidity (non-condensing)
Physical	Dimensions	82 (W) x 105 (D) mm	
	Form Factor	MXM 3.1 Type B	
OS	Microsoft	Windows 10/11, 64-bit	
	Linux	Linux Drivers, 64-bit	

### Block Diagram



### Dimensions



### Ordering Information

Part Number	GPU Memory	GPU Base/Boost Clock	RT Cores	Tensor Cores	FP32 Performance	Max Power Consumption	Display Connectors	Supported Features
SKY-MXM-R3000-6SDA	6GB GDDR6	945 MHZ / 1380 MHZ	30	240	5.3 TFLOPS	80W	DP 1.4 * 4	Discrete Mode
SKY-MXM-R3000-6SHA	6GB GDDR6	945 MHZ / 1380 MHZ	30	240	5.3 TFLOPS	80W	DP 1.4 * 4	MS Hybrid Mode