

SL1003A Series



Agency Approvals

AGENCY	AGENCY FILE NUMBER
	E128662

3 Electrode GDT Graphical Symbol



Additional Information



Datasheet



Resources



Samples

Description

The SL1003A series has been especially developed for Broadband equipment. Special design features provide high levels of protection against fast rising transients in the 100V/μs to 1kV/μs range usually caused by lightning disturbances.

These devices have ultra low capacitance 1.5pF and present insignificant signal losses up to 1.5GHz. These devices are extremely robust and are able to divert a 5000A pulse without destruction. For AC Power Cross of long duration, over-current protection is recommended.

Features

- RoHS compliant
- Low insertion loss
- Surface mountable
- 5kA surge capability tested with 8/20/μs pulse as defined by IEC 61000-4-5
- GHz working frequency
- Excellent response to fast rising transients
- Can be used to meet Telcordia GR1089 without series resistance
- 10/700 6kV capability, as per ITU-Tk.21, enhanced test level
- 2000 Amp 2/10μs surge rating

Applications

- Broadband equipment
- ADSL equipment
- XDSL equipment
- Satellite and CATV equipment
- General telecom equipment

Electrical Characteristics

Part Number	Device Specifications (at 25°C)							Life Ratings							
	DC Breakdown in Volts ^{1,2,3} (@100V/s)			Impulse Breakdown in Volts ^{2,3} (@100V/μs)	Impulse Breakdown In Volts ^{2,3} (@1kV/μs)	Insulation Resistance	Capacitance (@1MHz 0V Bias)	Arc Voltage (on state Voltage) @1Amp Min	Surge Life (@200A 10/1000μs)	Nominal Impulse Discharge Current (@20μs)	Nominal AC Discharge Current (10x1s @50Hz)	AC Discharge Current (9 Cycles @ 50Hz)	DC Holdover Voltage ⁴	Max Impulse Discharge Current (1 Application)	
	MIN	TYP	MAX	MAX		MIN	MAX	TYP				TYP	@ 10/350μs		
SL1003A090	72	90	108	600	700	10 ⁹ Ω (at 50V)	1.5 pF	~10 to 35 V	300 shots	10 shots (@10kA)	10 A	30 A	50 V	2 kA	
SL1003A230	184	230	276												
SL1003A250	200	250	300												
SL1003A260	210	260	310												
SL1003A300	240	300	360		750								850		10 ⁹ Ω (at 100V)
SL1003A350	280	350	420		800								900		
SL1003A400	320	400	480		850								950		
SL1003A450	360	450	540		900								1000		
SL1003A500	400	500	600	1100	1400										

- Notes:
- At delivery AQL 0.65 level II, DIN ISO 2859
 - In ionized mode, tested according to ITU-T Rec. K.12
 - Comparable to the silicon measurement Switching Voltage (Vs)
 - Reference REA PE-80, 0.2A. Tested to ITU-T Rec. K.12 and REA PE-80 < 150 msec.

Product Characteristics

Materials	Leaded Device: Tin-plated copper wire Core and Surface Mount: Dull Tin-plated
Product Marking	Littelfuse 'LF' Mark, voltage and date code

Glow to Arc Transition Current	~1 Amp
Glow Voltage	~60 to 200 Volts
Storage and Operational Temperature	-40 to +90°C

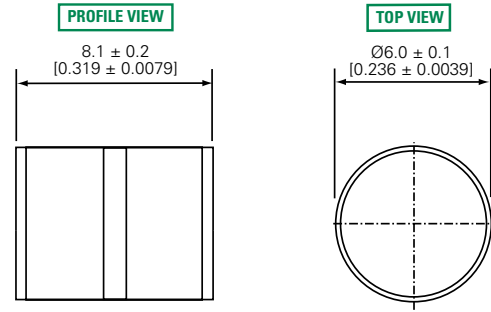
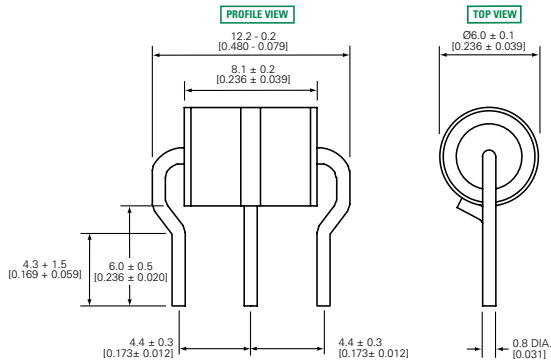
Device Dimensions

For SL1003A series:

Dimensions are in millimeters [and inches]

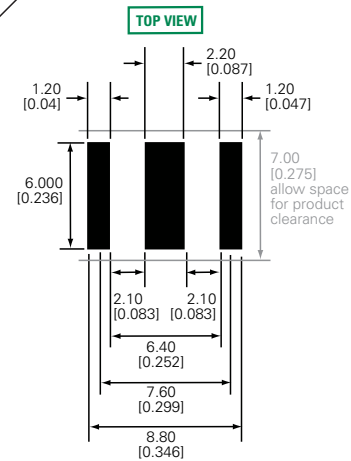
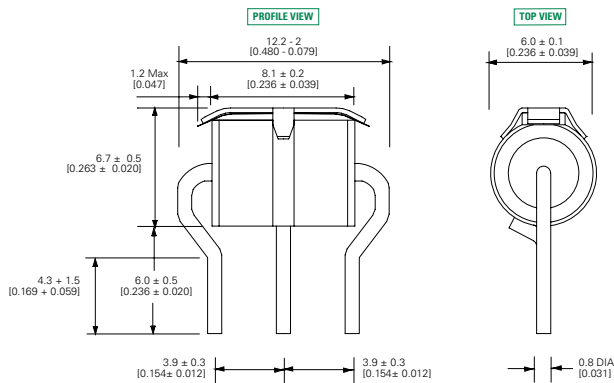
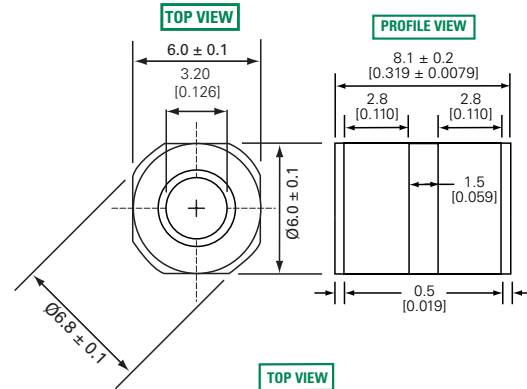
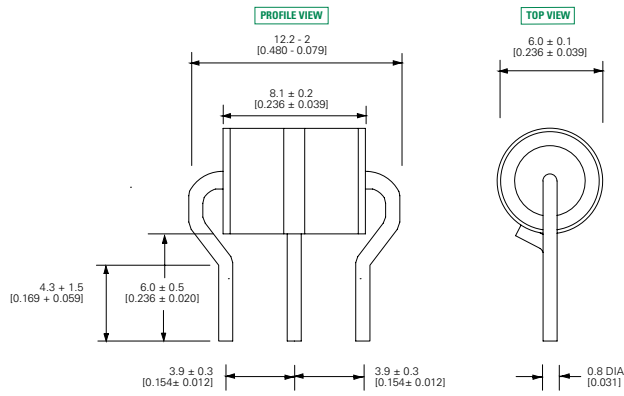
'R' Type Radial Lead Devices (SL1003AxxxR-001)

'C' Type Core Devices



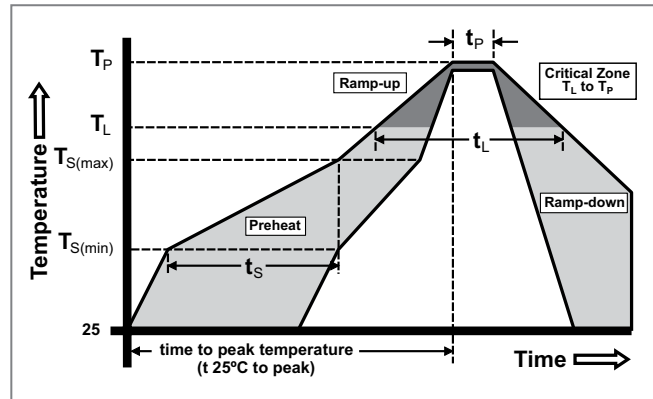
'R' Type Radial Lead Devices (SL1003AxxxR and SL1003AxxxRF)

'SM' Type Surface Mount Devices

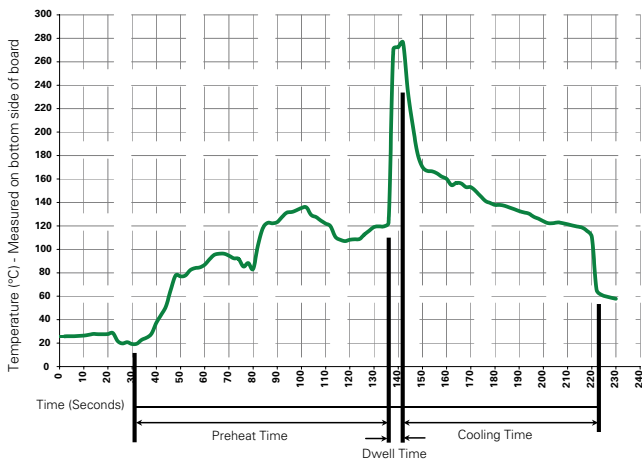


Soldering Parameters - Reflow Soldering (Surface Mount Devices)

Reflow Condition		Pb-free assembly
Pre Heat	- Temperature Min ($T_{s(min)}$)	150°C
	- Temperature Max ($T_{s(max)}$)	200°C
	- Time (Min to Max) (t_s)	60 – 180 seconds
Average Ramp-up Rate (Liquidus Temp (T_L) to peak)		3°C/second max.
$T_{s(max)}$ to T_L - Ramp-up Rate		5°C/second max.
Reflow	- Temperature (T_L) (Liquidus)	217°C
	- Temperature (t_L)	60 – 150 seconds
Peak Temperature (T_p)		260 ^{+0/-5} °C
Time within 5°C of Actual Peak Temperature (t_p)		10 – 30 seconds
Ramp-down Rate		6°C/second max.
Time 25°C to Peak Temperature (T_p)		8 minutes max.
Do not exceed		260°C



Soldering Parameters - Wave Soldering (Thru-Hole Devices)



Recommended Process Parameters:

Wave Parameter	Lead-Free Recommendation
Preheat: (Depends on Flux Activation Temperature) (Typical Industry Recommendation)	
Temperature Minimum:	100° C
Temperature Maximum:	150° C
Preheat Time:	60-180 seconds
Solder Pot Temperature:	280° C Maximum
Solder Dwell Time:	2-5 seconds

Soldering Parameters - Hand Soldering

Solder Iron Temperature: 350° C +/- 5°C
Heating Time: 5 seconds max.