


- Models available up to 690 VAC
 - Automatic or Manual Reset
 - Delay-on-Make Timer
 - LED Indicators for Fault Conditions
 - Last Fault Memory
- SCREWDRIVER ADJUSTMENT FOR:
- Time Delay
 - Voltage
 - Mode of Operation
- PROTECTS 3-PHASE EQUIPMENT AGAINST:
- Under Voltage
 - Over Voltage
 - Phase Loss
 - Phase Reversal
 - Phase Unbalance
 - Phase Shift
 - Frequency Shift

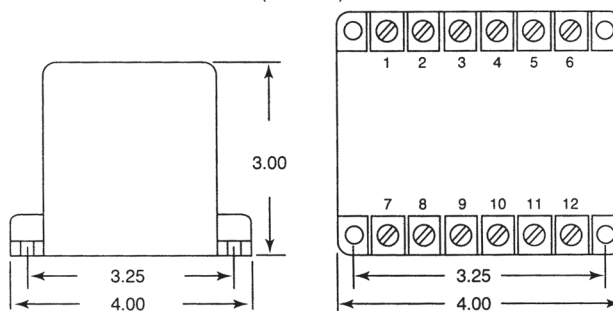


Microprocessor Based 3-Phase Monitor

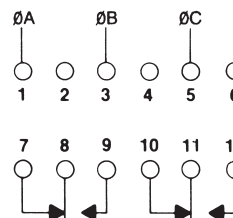
SPECIFICATIONS

VOLTAGE TRIP POINTS	Drop-Out	±10% of Setting
	Pick-Up	± 7% of Setting
FREQUENCY TRIP POINTS	Drop-Out	±4% of 60 Hz (380 V, 50 Hz)
	Pick-Up	±3% of 60 Hz (380 V, 50 Hz)
UNBALANCE TRIP POINTS	Drop-Out	7%
	Pick-Up	5%
RESET	Automatic; Manual; Automatic with Memory*	
PHASE SEQUENCE	ABC (Will Not Operate CBA)	
OUTPUT RATING	DPDT, 360 VA Inductive; 1/2 hp 3 A Resistive @ 600 VAC SLM (120, 230) ASE - DPDT, 470 VA 10A Resistive@240VAC	
TERMINATIONS	#8-32 Screw Terminals	
INDICATORS LED*	Designation	Color State Condition
	Time Delay	Green Flashing Timing Output Energized
	Under Voltage	Red ON Fault
	Over Voltage	Red ON Fault
	Phase Sequence, Shift	Red ON Fault
	Frequency Shift	Red ON Fault
	Unbalance	Red ON Fault
	Operate	
	Sampling	2 SEC
	Reset Delay (Sampling Delay) + (1.5 seconds to 5 minute Delay) Adjustable in one (1) minute increments	
	Release	
	Under Voltage	1.5 SEC, (approx.)
	Over Voltage	1.5 SEC, (approx.)
	Frequency Shift	1.5 SEC, (approx.)
	Unbalance	2.0 SEC, (approx.)
	*Phase Loss/Shift	1.0 SEC, (approx.)
TEMPERATURE RATING	Operate	32° to +131°F (0° to +55°C)
	Storage	-49° to 185°F (-45° to +85°C)
POWER REQUIRED	7 VA Typical	
TRANSIENT PROTECTION	2500 Volts for 10 ms	
ENCLOSURE	Lexan Surface Mounted	
WEIGHT	22 oz.	

DIMENSIONS (INCHES)



WIRING



MODEL NUMBER	NOMINAL PHASE-TO-PHASE VOLTAGE SET POINTS	MAXIMUM VOLTAGE
SLM-120-ASE	105, 110, 115, 120, 125, 130	143 VAC
SLM-230-ASE	200, 210, 220, 230, 240, 250	275 VAC
SLM-380-ASE	350, 365, 380, 390, 400, 415	457 VAC
SLM-440-ASE	440, 450, 460, 470, 480, 490	540 VAC
SLM-575-ASE	525, 550, 575, 600	690 VAC

*Automatic with Memory MODE: The last fault is indicated and remains on when conditions return to normal.

The indicator extinguishes only with reset or when new fault condition occurs.

The SLM Series is UL Listed under UL File Number E55826.