


Phase Monitor Relays (3-Phase Monitors) provide cost-effective protection against premature equipment failure caused by voltage faults on 3-Phase systems (Wye or Delta). The SLU Series multi-mode phase monitoring relay, was designed for the convenience of electrician's, maintenance managers and engineers. A single SLU Phase Monitoring Relay can be easily adjusted for the voltage, imbalance percentage and time delay requirements to protect against unbalanced voltages or single phasing regardless of any regenerative voltages.

Both **DELTA** and **WYE** systems may be monitored. In Wye systems, connections to neutral are NOT required. The SLU-100 Series is UL Listed under UL File Number E55826.

NOTE: Not recommended for generator or variable frequency drive applications. Call technical support for application assistance.



SLU-100-ASA

SLU-100-ASD

Universal Phase Monitor

SPECIFICATIONS

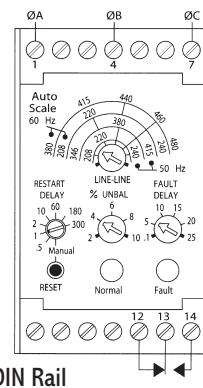
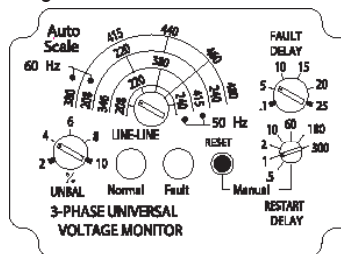
AUTO RANGING SCALES	Frequency	Nominal Line-to-Line Voltages	Adjustable Range
	60Hz	208, 220, 240, 380, 415, 440, 460, 480	200-250 360-500
	50Hz	208, 220, 240, 346, 380, 415	200-250 330-430
VOLTAGE BAND	Drop-out	±10% of Range Setting (Under/Over)	
	Pick-up	±7% of Range Setting (Under/Over)	
MAXIMUM VOLTAGE	550 VAC (Line-to-Line)		
PHASE SEQUENCE	ABC (Will Not Operate On CBA Sequence)		
POWER REQUIRED	90VA Max.		
PHASE UNBALANCE	2% to 10%, Adjustable Drop-out Hysteresis	10% of Setting	
PHASE SHIFT	13° Drop-out, 12° Pick-up (Ø-Loss)		
FREQUENCY SHIFT	50/60 Hz		
	Drop-out	± 4%	
	Pick up	± 3%	
RESET	Automatic or Manual Mode		
RELAY OUTPUT	SPDT, 10A @ 240VAC Resistive, 1/2 HP @240VAC		
INDICATORS		Flashing	Continuous
	Normal (Green LED)	Fault Delay Active	Relay Energized
	Fault (Red LED)	Restart Delay Active	Relay De-energized
RESPONSE	Power Up	2.5 SEC Minimum	
	Fault Delay	.1 to 25 SEC., Adjustable	
	Severe Fault	100mS (Phase-Loss, Unbalance or Phase Reversal)	
	Restart	0.5 to 300 S, Adjustable (Auto Reset)	
TEMPERATURE RATINGS	Operate	32° to 131°F (0° to +55°C)	
	Storage	-49° to 185°F (-45° to +85°C)	
REPEAT ACCURACY	1% @ Fixed Condition		
TERMINALS (DIN)	Slotted Screw Terminal Clamps, 12AWG Max.		
ENCLOSURE	Style "A"	LEXAN® Dust Cover	
	DIN	35mm DIN Rail, 14 Term Polycarbonate Housing	
WEIGHT	0.35 to 0.5 lbs.		

ORDERING INFORMATION

MODEL NUMBER	DESCRIPTION
SLU-100-ASA	Universal Phase Monitor
SLU-100-ASD	Din Rail Mount Universal Phase Monitor

TOP LABELS

Plug-In



DIMENSIONS (INCHES)

