


Safety Magnetic Sensors

Rectangular Safety Magnetic Sensors

Type SMS03

CARLO GAVAZZI



- Suitable for applications in safety category 4 in accordance with EN ISO13849-1:2015 when connected to appropriate safety devices
- 2 NO outputs
- 1 NC auxiliary output (SMS03NC and SMSAP20AG02M)
- Cable or M12 pig tail output connection (SMS03+CM1A4/03MT and SMSAP20AF03DCP)
- Rectangular housing
- Multiple flux coding
- In compliance with CEI EN 60947-5-3:2000

Product Description

The SMS03 series of safety magnetic sensors is characterized by multiple flux coding with 2 NO safety outputs. The SMS03+CM-1A4/03MT SMSAP20AF03DCP and models are provided

with a pig tail output connection ended with a 4-pole M12 connector, while the SMS03NC and SMSAP20AG02M models are provided by 1 auxiliary NC output contact for signalling.

Ordering Key

SMS 03+CM1A4/03MT

Safety magnetic sensor _____
 Contact type _____
 Other features _____
 Cable length _____

Type Selection

Outputs	Auxiliary output	Connection	Item code (CE)	Item code (CE, UL)
2 NO	-	PVC cable	SMS 03	SMS AP 20 AF 02M
2 NO	-	M12 4-pole connector	SMS 03+CM1A4/03MT	SMS AP 20 AF 03D CP
2 NO	1 NC	PVC cable	SMS 03 NC	SMS AP 20 AG 02M

Output Specifications

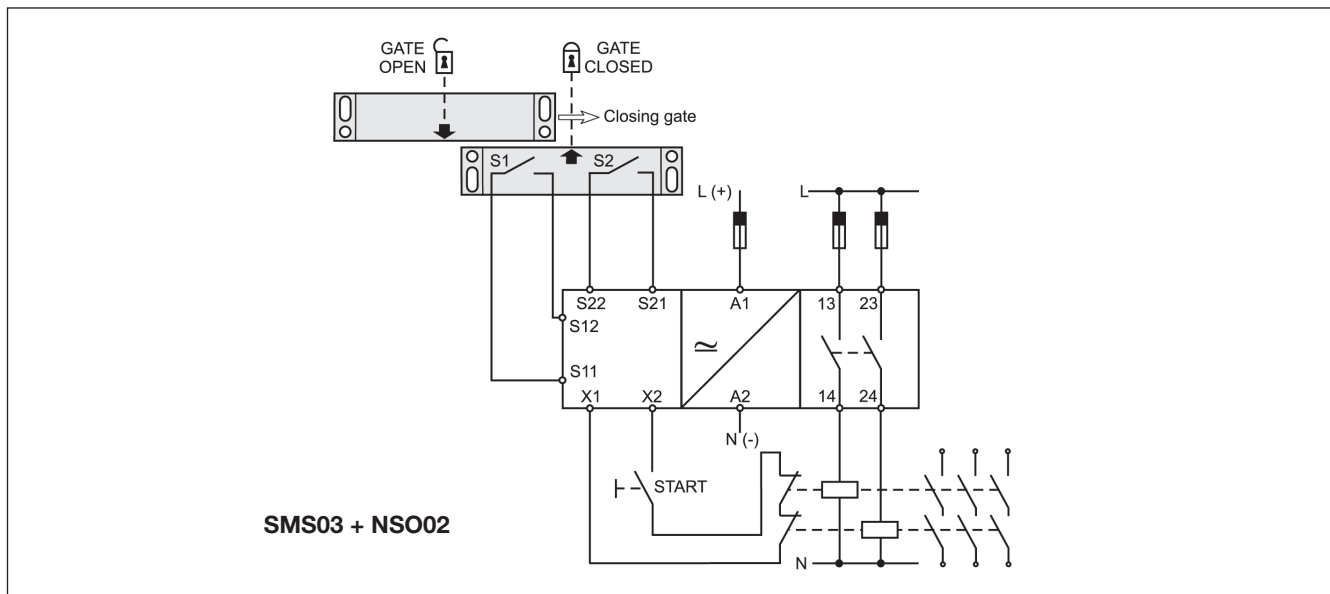
Outputs	Category 4 (EN ISO13849-1:2015)	Contact ratings (CE version only)
2 NO	2 NO	Max Switching Voltage: 100 VAC Max Switching Current: 0.25 A Max Switching Power: 5 VA
Auxiliary output	1 NC	Contact ratings (UL version only)
SMS03NC, SMSAP20AG02M	1 NC	Rating AC Max switching Voltage: 120 VAC Max switching Current: 0.1 A g.p. Max switching Power: 12 VA
Output connection	Cable (PVC, AWG 26, L = 2 m, 4 x 0.15 mm ²)	Rating AC (NC contact of SMSAP20AG02M only) Max switching Voltage: 125 VAC Max switching Current: 0.35 A g.p. Max switching Power: 10 VA
SMS03	Cable (PVC, AWG 22, L = 0.3 m, 4 x 0.33 mm ²) ended with a 4 pole M12 connector	Rating DC Max switching Voltage: 50 VDC Max switching Current: 0.25 A Max switching Power: 12.5 W
SMS03 + CM1A4/03MT	2 cables: 1st cable (PVC, AWG 26, L = 2 m, 4 x 0.15 mm ²); 2nd cable (PVC, AWG 22, L = 2 m, 2 x 0.35 mm ²)	Rating DC (NC contact of SMSAP20AG02M only) Max switching Voltage: 175 VDC Max switching Current: 0.35 A Max switching Power: 10 W
SMS03NC	2 cables: 1st cable (PVC, AWG 26, L = 2 m, 4 x 0.15 mm ²); 2nd cable (PVC, AWG 22, L = 2 m, 2 x 0.35 mm ²)	
SMSAP20AF02M	Cable (PVC, AWG24, L = 2 m, 4 x 0.25 mm ²)	
SMSAP20AF03DCP	Cable PVC, AWG22, L = 0.3 m, 4 x 0.33 mm ²) ended with a 4 pole M12 connector	
SMSAP20AG02M	2 cables: 1st cable (PVC, AWG24, L = 2 m, 4 x 0.25 mm ²); 2nd cable (PVC, AWG24, L = 2 m, 2 x 0.25 mm ²)	



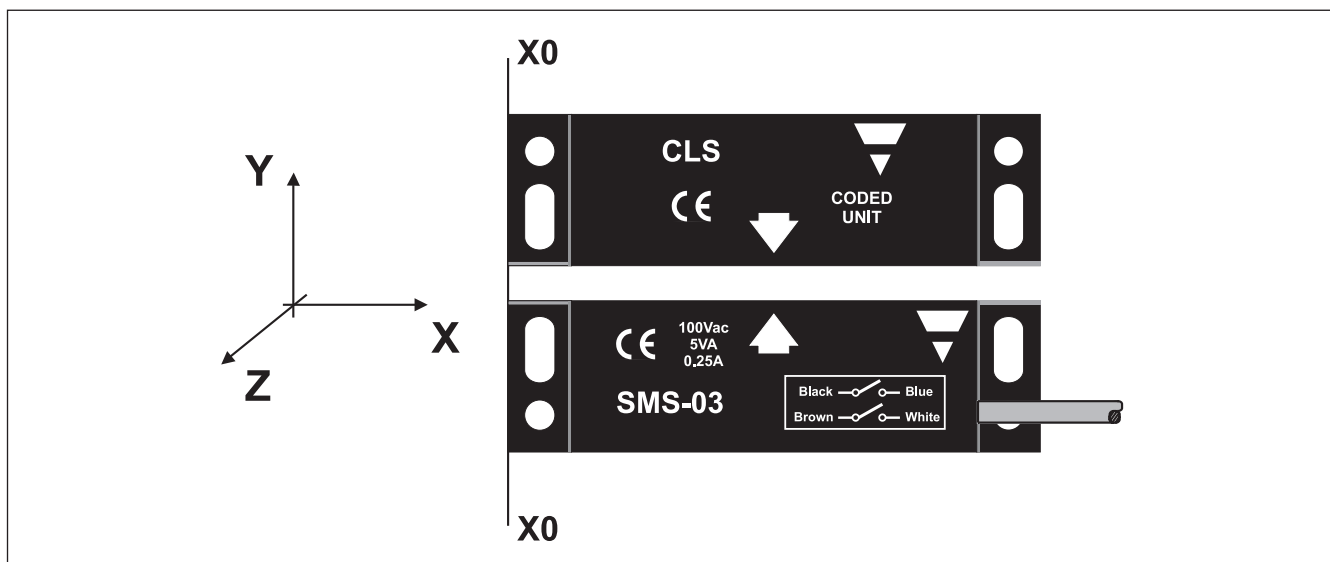
General Specifications

Operating distance ON	20 ± 3 mm	Weight	Approx. 70 g
Release distance OFF	22 ± 5 mm	Environment	Degree of protection IP 67
Reset distance	22 ± 5 mm	Operating temperature	-25 to +70 °C
Suitable magnetic unit	CLS CLSD88PM0 (cULus listed)	Storage temperature	-25 to +70 °C
Misalignment	max± 4 mm	Approvals	SMSAP20
Housing		CE-marking	Yes
Dimensions	88 x 25 x 13 mm		
Material	SMS03 (all) ABS SMSAP20 (all) PBT		

Application



Operating Directions



Wiring Diagrams

