

SPECIFICATIONS


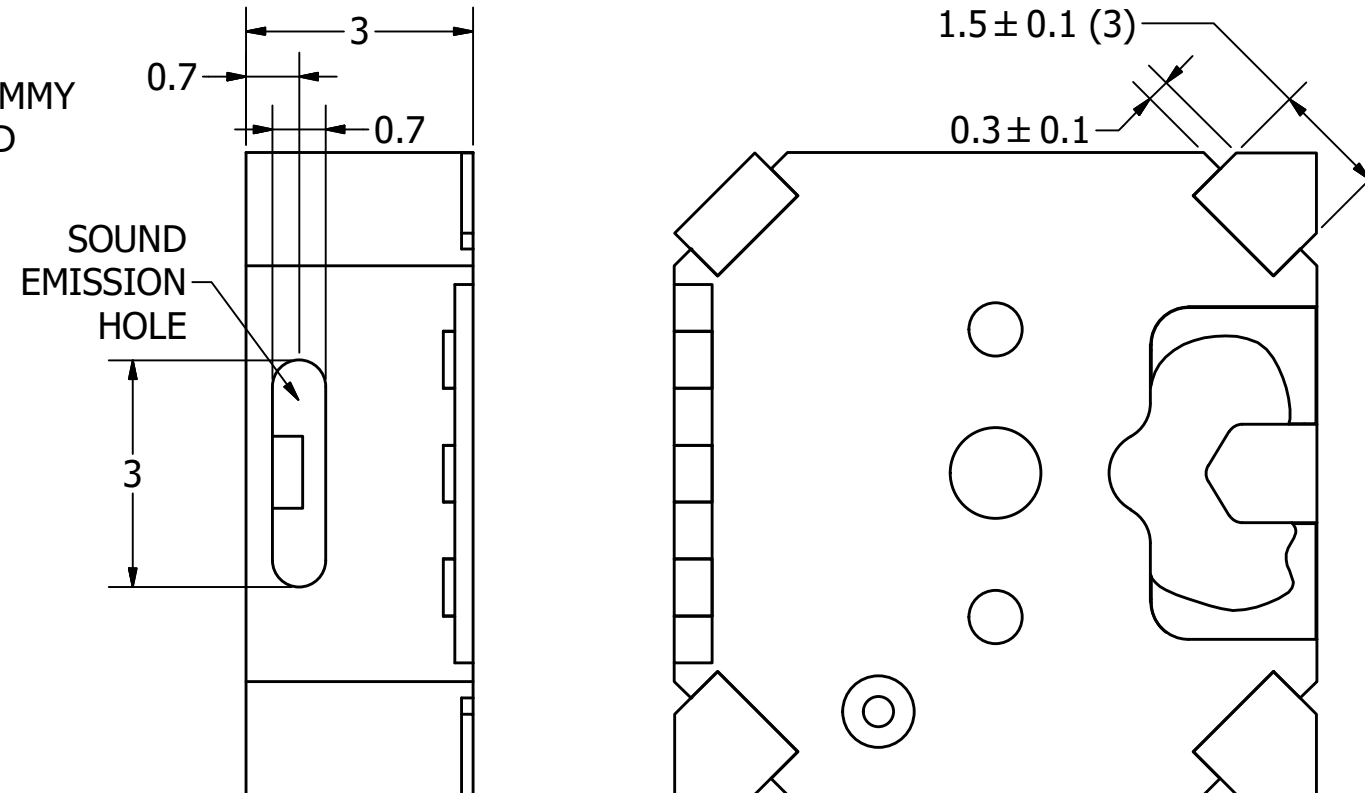
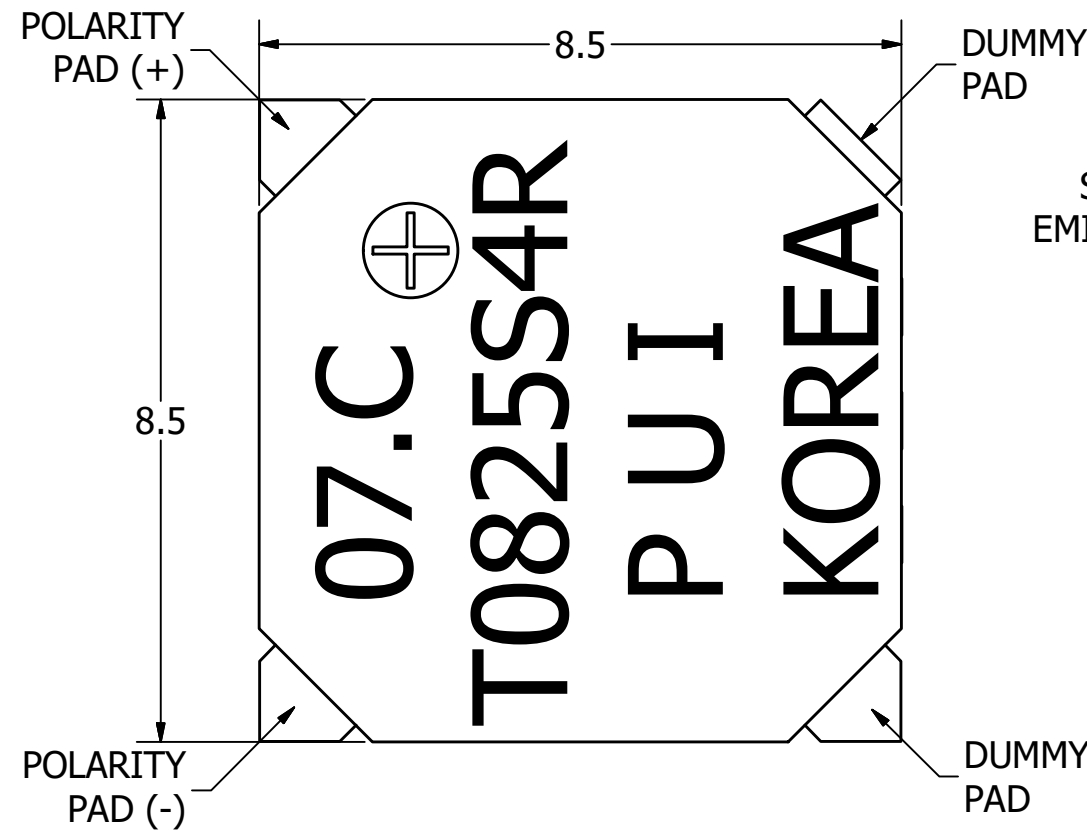
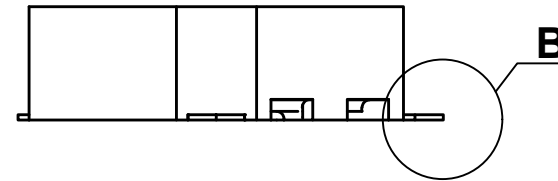
PARAMETERS	VALUES	UNIT
RATED VOLTAGE	3.6	V0-p
OPERATING VOLTAGE RANGE	2.5 ~ 4.5	V0-p
RATED CURRENT (MAX)	90	mA
COIL RESISTANCE	15 ± 3	OHM
MINIMUM SPL @ 10 CM	85	dBA
RESONANT FREQUENCY	2,500 ± 500	Hz
OPERATING TEMPERATURE	-30 ~ +70	°C
STORAGE TEMPERATURE	-40 ~ +85	°C
HOUSING MATERIAL	LCP	-
TERMINAL MATERIAL	Sn PLATED PHOSPHOR BRONZE	-
WEIGHT	0.4	grams

THIS DOCUMENT CONTAINS DATA PROPRIETARY TO PROJECTS UNLIMITED, INC. ANY USE OR REPRODUCTION, IN ANY FORM, WITHOUT PRIOR WRITTEN PERMISSION OF PROJECTS UNLIMITED, INC. IS PROHIBITED.
©2003, Projects Unlimited Inc.

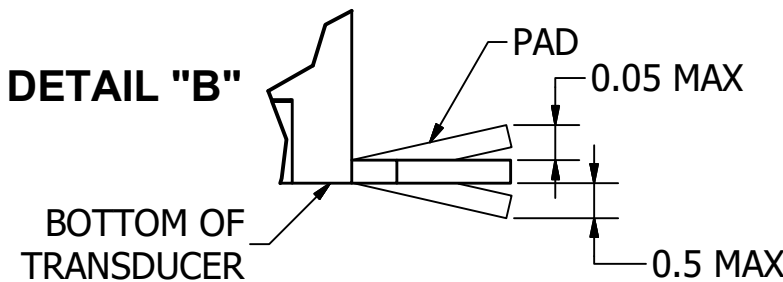
REVISION HISTORY

LTR	DESCRIPTION	DATE	APPROVED
-	RELEASED FROM ENGINEERING	4/1/2005	
A	ADDED RoHS COMPLIANCE NOTE	8/10/2005	
B	REVISED TO INVENTOR 3-D DRAWING TEMPLATE	4/30/2010	B.R.
C	ADDED REFLOW NOTE	1/25/2019	M.L.
D	REVISED VOLTAGE UNITS, PAD MAX DEFLECTION	2/28/2020	M.V.

A (5:1)



DETAIL "B"



NOTES:

1. ALL DIMENSIONS ARE IN MILLIMETERS.
2. SPECIFICATIONS SUBJECT TO CHANGE OR WITHDRAWL WITHOUT NOTICE.
3. THIS PART IS RoHS 2011/65/EU COMPLIANT.
4. REFLOW ACCEPTABLE. MAX TEMP 260C, 10sec OR LESS.

UNLESS OTHERWISE SPECIFIED: DIMENSIONS ARE IN MILLIMETERS, TOLERANCES ARE ±0.5 AND ANGLES ARE ±3°.	SIZE A3	Designed by	Date	Checked by	Date	Approved by	Date	Drawn Date
		G.V.	4/1/2005	E.P.	4/1/2005	R.W.	4/1/2005	4/30/2010
SMT-0825-S-4-R.idw				SMT-0825-S-4-R				
Transducer (Electro-Mech)							Edition	Sheet
							-	1 / 1