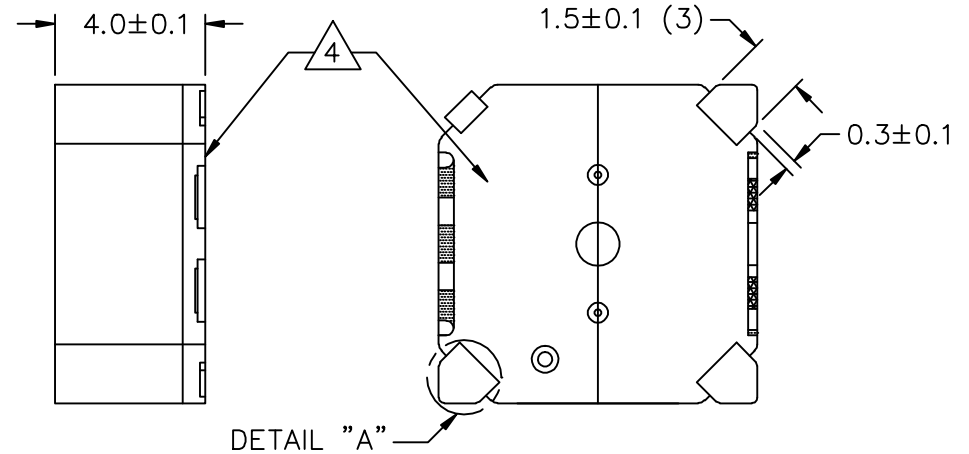
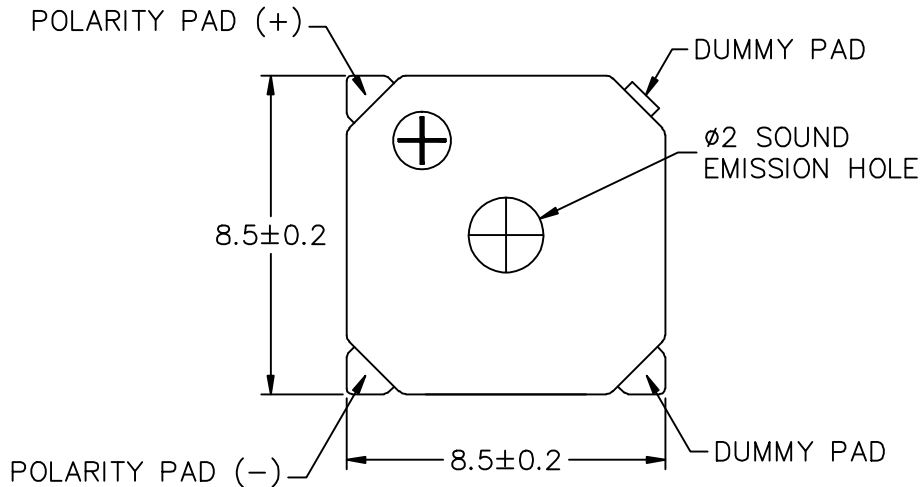
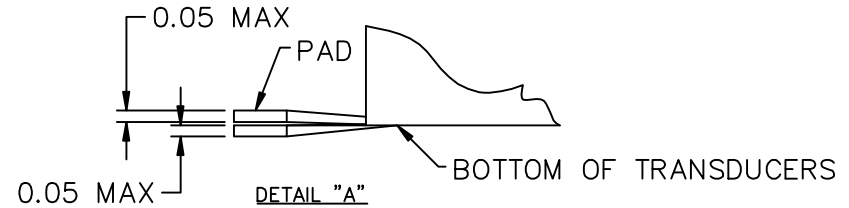


THIS DOCUMENT CONTAINS DATA PROPRIETARY TO PROJECTS UNLIMITED, INC. ANY USE OR REPRODUCTION, IN ANY FORM, WITHOUT PRIOR WRITTEN PERMISSION OF PROJECTS UNLIMITED, INC. IS PROHIBITED.
 ©2005, Projects Unlimited Inc.

SPECIFICATIONS

PARAMETERS	VALUES	UNITS
RATED VOLTAGE (SQUARE WAVE)	3.6	V _{p-p}
OPERATING VOLTAGE RANGE	2.5 ~ 4.5	V _{p-p}
RATED CURRENT (MAX)	90	mA
COIL RESISTANCE	16±2.4	OHM
MINIMUM SPL @ 10 CM	94	dBA
RESONANT FREQUENCY	3,000±500	Hz
OPERATING TEMPERATURE	-30 ~ +80	°C
STORAGE TEMPERATURE	-40 ~ +85	°C
HOUSING MATERIAL	LCP	-
TERMINAL MATERIAL	Sn PLATED PHOSPHORUS BRONZE	-
WEIGHT	.44	grams

REVISIONS			
LTR	DESCRIPTION	DATE	APPROVED
-	RELEASED FROM ENGINEERING	6/17/08	
A	REVISED INTERNAL SOLDER CONNECTIONS	9/2/08	B.R.
B	ADDED NOTE #4	9/17/08	B.R.




NOTES:

1. ALL DIMENSIONS ARE IN MILLIMETERS.
2. SPECIFICATION SUBJECT TO CHANGE OR WITHDRAWAL WITHOUT NOTICE.
3. THIS PART IS RoHS 2002/95/EC COMPLIANT.

⚠ SEALED LOWER HOUSING.

FILE NAME
SMT-0830-T-R.DWG

UNLESS OTHERWISE SPECIFIED: DIMENSIONS ARE IN MILLIMETERS, TOLERANCES ARE ±0.5 AND ANGLES ARE ±3°.		 A Division of Projects Unlimited		6300 Sand Lake Road Dayton, Ohio 45414	
APPROVALS		DATE		TRANSDUCER (ELECTRO-MECH) DRAWING NO. SMT-0830-T-R	
DRAWN J.D.		6/08			
CHECKED C.W.		6/08			
APPROVED B.R.		6/08			
SIZE A		SCALE: N.T.S.		SHEET 1 OF 1	