

# PICMG 1.3 Backplane

## Selection Guide

PAC series wall-mount chassis

4U rack-mount chassis

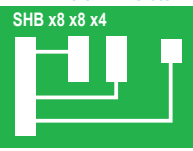

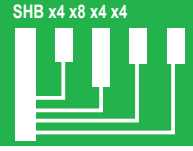

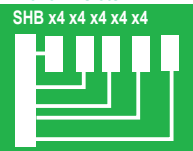

Backplane		SPE-4S	SPE-6S	SPE-9S	SPXE-11S	SPXE-14S
Total	Slot	4	6	7	11	14
PCIe	x16					
	x8	2 (x16 connector)		1 (x16 connector)		1 (x16 connector)
	x4	1	5	3	6 (x16 connector)	
	x1					12 (x4 connector)
	PCI-X					
	PCI			3	4	
PSU Type		24+4-pin ATX	24+4-pin ATX	24+4-pin ATX	24+8-pin ATX	24+8-pin ATX
Chassis Option		PAC-106G PAC-1000G	PAC-106G PAC-1000G	PAC-125G	RACK-305G RACK-360G RACK-3000G	RACK-305G RACK-360G RACK-3000G

# IEI Server Grade Backplane Solution

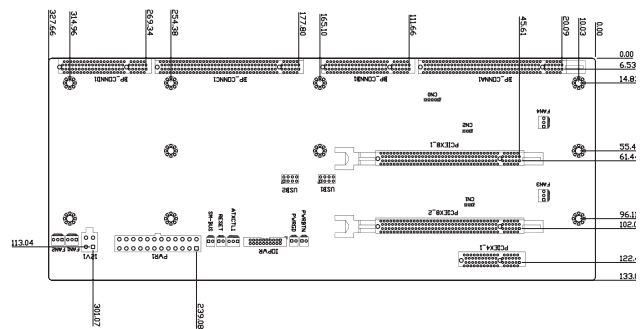

Server grade backplane accommodates PCIe x8 and multiple PCIe x4 add-on cards. It is specially designed for intensive data transfer applications such as server data storage and any application that requires more than one PCIe x4 or four PCIe x1 cards. Given the multiple PCIe x4 and x1 support, it provides a more cost effective solution for end-users by reducing the number of systems required.

## System Solution for options

Backplane	Total Slot	PCIe						PSU Type	Chassis Option
		x16	x8	x4	x1	PCI-X	PCI		
SPE-4S	4	-	2 (x16 connector)	1	-	-	24+4-pin ATX	PAC-106G PAC-1000G	
SPE-6S	6	-	-	5	-	-	24+4-pin ATX	PAC-106G PAC-1000G	
SPE-9S	7	-	1 (x16 connector)	3	-	3	24+4-pin ATX	PAC-125G	
SPXE-11S	11	-	-	6 (x16 connector)	-	4	24+8-pin ATX	RACK-305G RACK-360G RACK-3000G	
SPXE-14S	14	-	1 (x16 connector)	-	12 (x4 connector)	-	24+8-pin ATX	RACK-305G RACK-360G RACK-3000G	

Server Grade Backplane	
Example	Corresponding Model
<p>EX1: 2 x8 &amp; 1 x4 slots</p> 	<p>SPE-4S</p> 
<p>EX2: 1 x8 &amp; 3 x4 slots</p> 	<p>SPE-9S</p> 
<p>EX3: 5 x4 slots</p> 	<p>SPE-6S</p> 

## SPE-4S-R10




### Ordering Information

SPE-4S-R10	4-slot PICMG 1.3 backplane with two PCIe x16 slots (x8 signal) and one PCIe x4 slot
PAC-106G	6-slot full-size compact chassis
PAC-1000G	6-slot full-size compact chassis



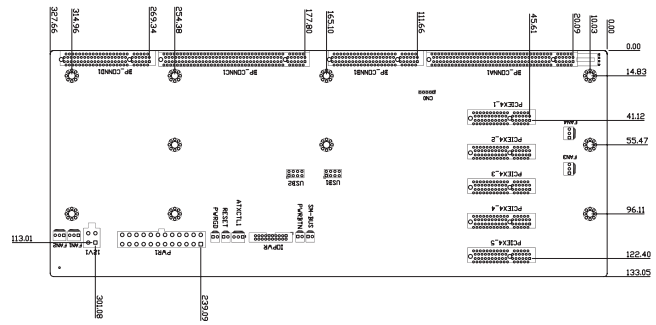
## SPE-6S-R10




### Ordering Information

SPE-6S-R10	6-slot PICMG 1.3 backplane with five PCIe x4 slots
PAC-106G	6-slot full-size compact chassis
PAC-1000G	6-slot full-size compact chassis

Note: PCIeX4\_3 can not work with SPCIE-C2060, SPCIE-C2160, SPCIE-C22260, SPCIE-C236 & HPCIE-C236.

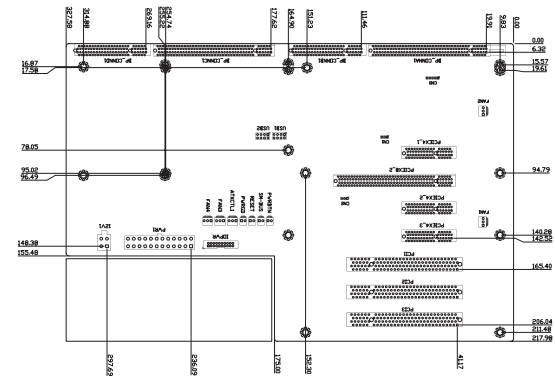


## SPE-9S-R11




### Ordering Information

SPE-9S-R11	7-slot PICMG 1.3 backplane with one PCIe x16 slot (x8 signal), three PCIe x4 slots and three PCI slots
PAC-125G	10-slot full-size compact chassis

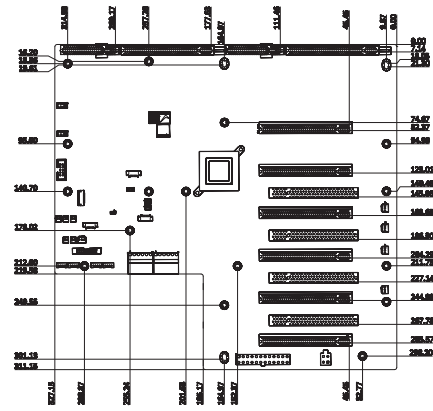


## SPXE-11S-R10




### Ordering Information

SPXE-11S-R10	11-Slot PICMG 1.3 PCIe to PCIe Switch (PLX PEX8724) Backplane, 6 PCIe Gen 3.0 x4 w/ x16 slot, 4 PCI, RoHS
RACK-305G	4U 14-slot full-size rack-mount chassis
RACK-360G	4U 14-slot full-size rack-mount chassis
RACK-3000G	4U 14-slot full-size rack-mount chassis



## SPXE-14S-R20



### Ordering Information

SPXE-14S-R20	14-slot PICMG 1.3 backplane with one PCIe x16 slot (x8 signal) and twelve PCIe x4 slots (x1 signal)
RACK-305G	4U 14-slot full-size rack-mount chassis
RACK-360G	4U 14-slot full-size rack-mount chassis
RACK-3000G	4U 14-slot full-size rack-mount chassis

