


OPERATION

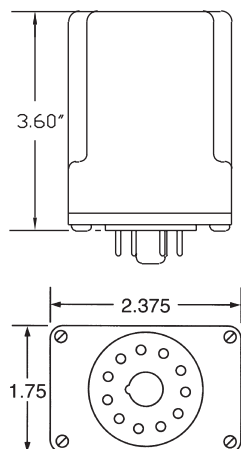
The non-volatile **Latching Temperature Switch** relay monitors a normally-closed-low temperature switch. It incorporates a bistable relay that retains its state during power failures. LEDs indicate the status of the relay, and connections for an external reset button are provided for manual control. The reset inputs of multiple units may be connected to a single push button as long as proper polarity is observed when making the connections. Under normal conditions the temperature switch is closed and the relay is de-energized. When the temperature switch opens, the relay energizes and latches on until the temperature switch re-closes and the reset button is pressed. The unit will function properly with zero to 2k Ω of resistance in series with the temperature switch.

CEC **UL** **US**
E55826

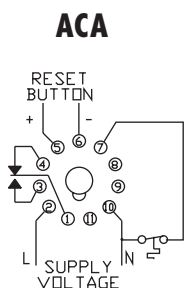


Temperature Switch Relay

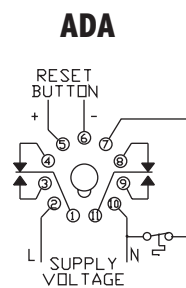
DIMENSIONS (INCHES)



WIRING



RB-11/PF113A



RB-11/PF113A

SPECIFICATIONS

CONTROL VOLTAGE	120 VAC, 50/60 Hz	
POWER REQUIRED	2 VA	
DUTY CYCLE	Continuous	
CONTACT RATING	SPM-120-ACA	SPDT, 10 A @ 250 VAC, Resistive, 360 VA Ind.
	SPM-120-ADA	DPDT, 10 A @ 250 VAC, Resistive
RESPONSE TIMES	Operate	10 ms (approximately)
	Release	1 SEC (approximately)
LIFE EXPECTANCY	Mechanical	30 Million Operations
	Electrical	50,000 Operations @ Rated Load
INDICATORS	SPM-120-ACA	Green LED illuminates under normal conditions Red LED illuminates under fault conditions
	SPM-120-ADA	None
TEMPERATURE SWITCH	Voltage	12 VDC
	Current	2 mA max.
TEMPERATURE RATING	Operate	-4° to 131°F (-20° to +55°C)
	Storage	-40° to 185°F (-40° to +85°C)
ENCLOSURE	11-Pin plug-in "A" style enclosure	
WEIGHT	8 oz.	

ORDERING INFORMATION

MODEL NUMBER	DESCRIPTION
SPM-120-ACA	SPDT, 10A @ 250V AC Latching Temp Switch
SPM-120-ADA	DPDT, 10A @ 250V AC Latching Temp Switch