

**SCHOTTKY BARRIER RECTIFIER**

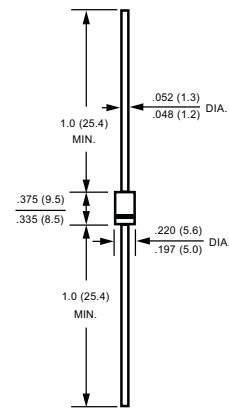
**VOLTAGE RANGE 20 to 200 Volts CURRENT 3.0 Amperes**

**FEATURES**

- \* High reliability
- \* Low switching loss
- \* Low forward voltage drop
- \* High current capability
- \* High switching capability

**MECHANICAL DATA**

- \* Epoxy: Device has UL flammability classification 94V-O
- \* Case: Molded plastic
- \* Lead: MIL-STD-202E method 208C guaranteed
- \* Mounting: position: Any
- \* Weight: 1.18 grams



**MAXIMUM RATINGS AND ELECTRICAL CHARACTERISTICS**

Ratings at 25 °C ambient temperature unless otherwise specified.  
resistive or inductive load.

**MAXIMUM RATINGS (@ TA=25 °C unless otherwise noted)**

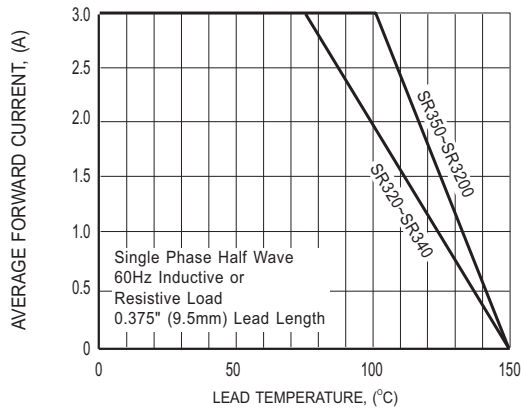
RATINGS	SYMBOL	SR320	SR330	SR340	SR350	SR360	SR380	SR3100	SR3150	SR3200	UNITS	
Maximum Recurrent Peak Reverse Voltage	$V_{RRM}$	20	30	40	50	60	80	100	150	200	Volts	
Maximum RMS Voltage	$V_{RMS}$	14	21	28	35	42	56	70	105	140	Volts	
Maximum DC Blocking Voltage	$V_{DC}$	20	30	40	50	60	80	100	150	200	Volts	
Maximum Average Forward Rectified Current at Derating Lead Temperature	$I_O$	3.0										Amps
Peak Forward Surge Current 8.3 ms single half sine-wave superimposed on rated load (JEDEC method)	$I_{FSM}$	80										Amps
Typical Current Squared Time	$I^2T$	26.5										A <sup>2</sup> S
Typical Thermal Resistance (Note 1)	$R_{\theta JA}$	40										°C/W
	$R_{\theta JL}$	10										
Typical Junction Capacitance (Note 3)	$C_J$	200										pF
Operating Temperature Range	$T_J$	150										°C
Storage Temperature Range	$T_{STG}$	-55 to + 150										°C

**ELECTRICAL CHARACTERISTICS (@TA=25 °C unless otherwise noted)**

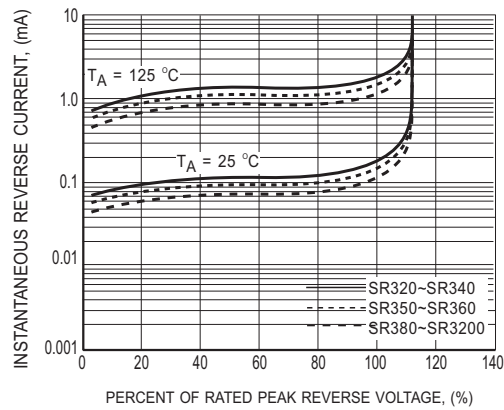
CHARACTERISTICS	SYMBOL	SR320	SR330	SR340	SR350	SR360	SR380	SR3100	SR3150	SR3200	UNITS
Maximum Instantaneous Forward Voltage at 3.0A DC	$V_F$	.55			.75		.85				Volts
Maximum Average Reverse Current at Rated DC Blocking Voltage	$I_R$	@T <sub>A</sub> = 25°C		0.2							mA
		@T <sub>A</sub> = 100°C		2							mA

- NOTES : 1. Thermal Resistance : At 9.5mm lead lengths, PCB mounted.  
2. Measured at 1 MHz and applied reverse voltage of 4.0 volts.  
3. "Fully ROHS compliant", "100% Sn plating (Pb-free)".

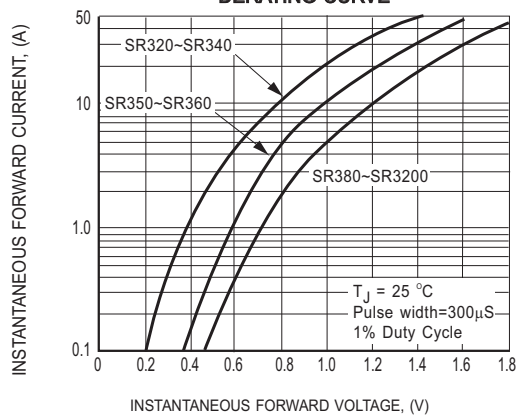
## RATING AND CHARACTERISTICS CURVES ( SR320 THRU SR3200 )



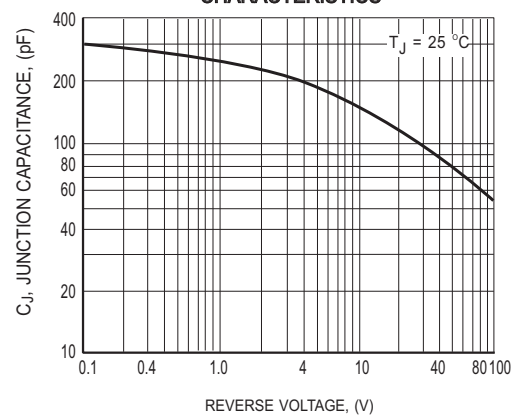
**FIG.1 TYPICAL FORWARD CURRENT DERATING CURVE**



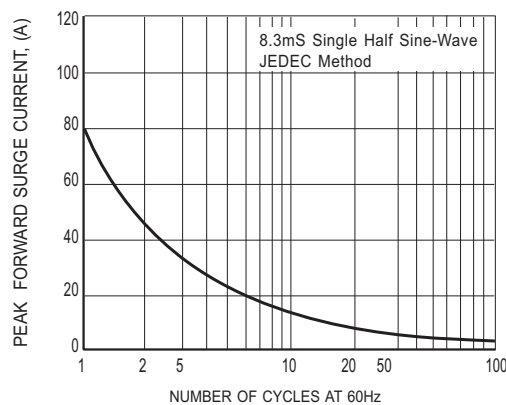
**FIG.2 TYPICAL REVERSE CHARACTERISTICS**



**FIG.3 TYPICAL INSTANTANEOUS FORWARD CHARACTERISTICS**

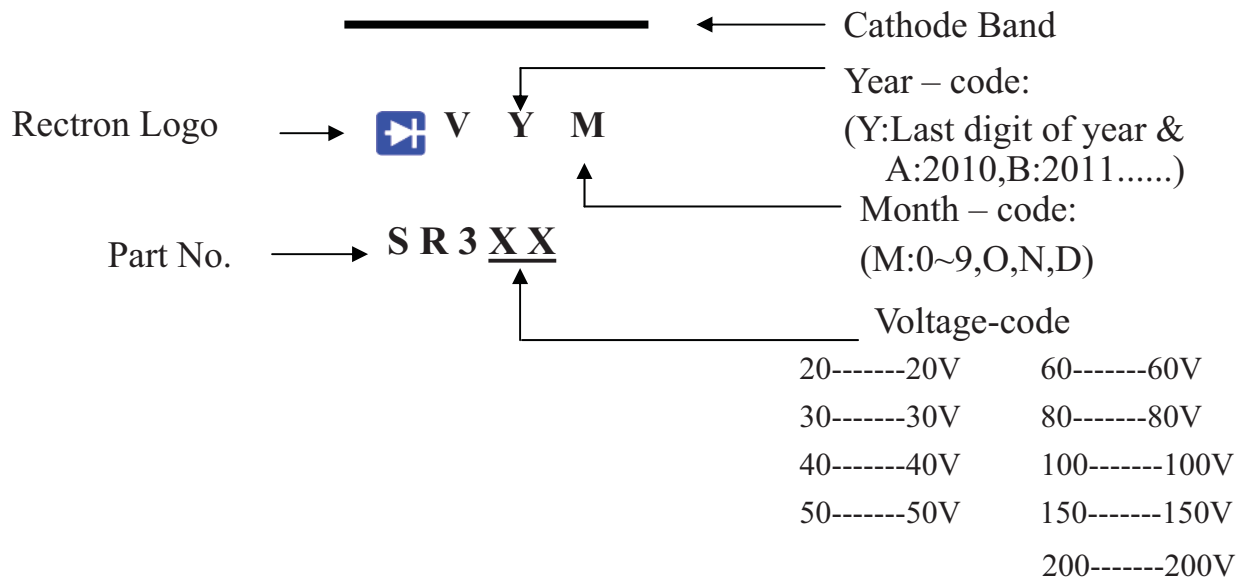


**FIG.4 TYPICAL JUNCTION CAPACITANCE**



**FIG.5 MAXIMUM NON-REPETITIVE FORWARD SURGE CURRENT**

## Marking Description



## PACKAGING OF DIODE AND BRIDGE RECTIFIERS

### BULK PACK

PACKAGE	PACKING CODE	EA PER BOX	INNER BOX SIZE (mm)	CARTON SIZE (mm)	EA PER CARTON	GROSS WEIGHT(Kg)
DO-201	-B	500	300*73*40	347*320*271	12,000	15.9

### REEL PACK

PACKAGE	PACKING CODE	EA PER REEL	EA PER INNER BOX	COMPONENT SPACE (mm)	TAPE SPACE (mm)	REEL DIA (mm)	CARTON SIZE (mm)	EA PER CARTON	GROSS WEIGHT(Kg)
DO-201	-T	1,200	1,200	5.0	52	330	355*350*335	4,800	9.10

### AMMO PACK

PACKAGE	PACKING CODE	REEL ( EA )	COMPONENT SPACE(mm)	TAPE SPACE (mm)	BOX SIZE (mm)	CARTON SIZE(mm)	CARTON ( EA )	GROSS WEIGHT (Kg)
DO-201	-F	600	9.5	52	255*73*100	400*268*225	6,000	9.9