



SR5H15-AU

Surface Mount Ultra Low I_R Schottky Barrier Rectifier

Voltage 150 V **Current** 5 A

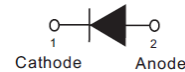
Features

- Low leakage current
- Ideal for automated placement
- Low power loss, high efficiency
- High surge current capability
- AEC-Q101 qualified
- Lead free in compliance with EU RoHS 2.0
- Green molding compound as per IEC 61249 standard

Mechanical Data

- Case : SMB Package
- Terminals : Solderable per MIL-STD-750, Method 2026
- Approx. Weight : 0.092 grams

SMB



Maximum Ratings and Thermal Characteristics (T_A = 25 °C unless otherwise noted)

PARAMETER	SYMBOL	LIMIT	UNITS
Maximum Repetitive Peak Reverse Voltage	V _{RRM}	150	V
Maximum RMS Voltage	V _{RMS}	105	V
Maximum DC Blocking Voltage	V _{DC}	150	V
Maximum Average Forward Current	I _{F(AV)}	5	A
Peak Forward Surge Current : 8.3 ms Single Half Sine-Wave Superimposed On Rated Load	I _{FSM}	150	A
Typical Junction Capacitance Measured at 1 MHz And Applied V _R = 4 V	C _J	130	pF
Typical Thermal Resistance	(Note 1) R _{θJA}	135	°C/W
	(Note 2) R _{θJC}	18	
	(Note 2) R _{θJL}	26	
Operating Junction Temperature Range	T _J	-55~175	°C
Storage Temperature Range	T _{STG}	-55~175	°C



SR5H15-AU

Electrical Characteristics ($T_A = 25^\circ\text{C}$ unless otherwise noted)

PARAMETER	SYMBOL	TEST CONDITION	MIN.	TYP.	MAX.	UNITS
Forward Voltage	V_F	$I_F = 1\text{ A}, T_J = 25^\circ\text{C}$	-	0.68	-	V
		$I_F = 3\text{ A}, T_J = 25^\circ\text{C}$	-	0.76	-	V
		$I_F = 5\text{ A}, T_J = 25^\circ\text{C}$	-	-	0.85	V
		$I_F = 1\text{ A}, T_J = 125^\circ\text{C}$	-	0.54	-	V
		$I_F = 3\text{ A}, T_J = 125^\circ\text{C}$	-	0.63	-	V
		$I_F = 5\text{ A}, T_J = 125^\circ\text{C}$	-	0.67	-	V
Reverse Current	I_R	$V_R = 120\text{ V}, T_J = 25^\circ\text{C}$	-	16	-	nA
		$V_R = 150\text{ V}, T_J = 25^\circ\text{C}$	-	-	0.5	uA
		$V_R = 150\text{ V}, T_J = 125^\circ\text{C}$	-	-	1	mA

NOTES :

1. Mounted on a FR4 PCB, single-sided copper, standard footprint.
2. Mounted on a FR4 PCB, single-sided copper, with 100 cm² copper pad area.



SR5H15-AU

TYPICAL CHARACTERISTIC CURVES

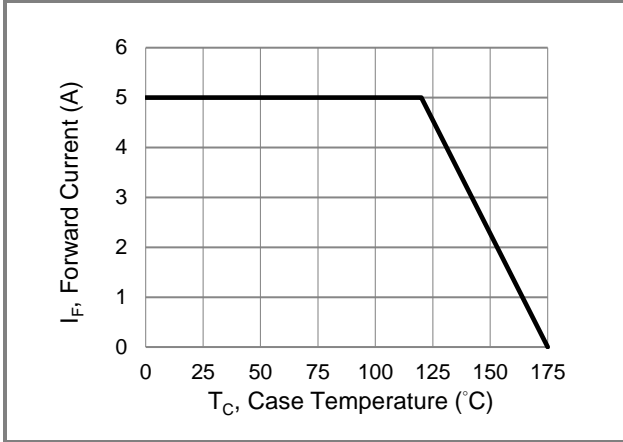


Fig.1 Forward Current Derating Curve

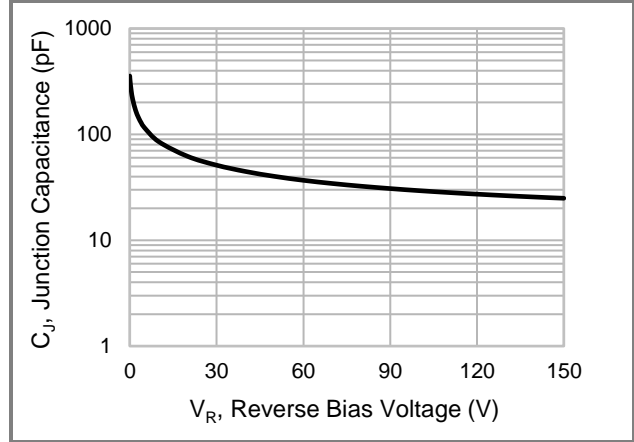


Fig.2 Typical Junction Capacitance

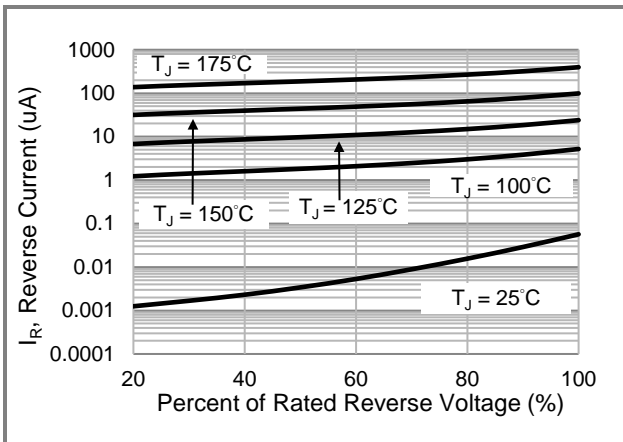


Fig.3 Typical Reverse Characteristics

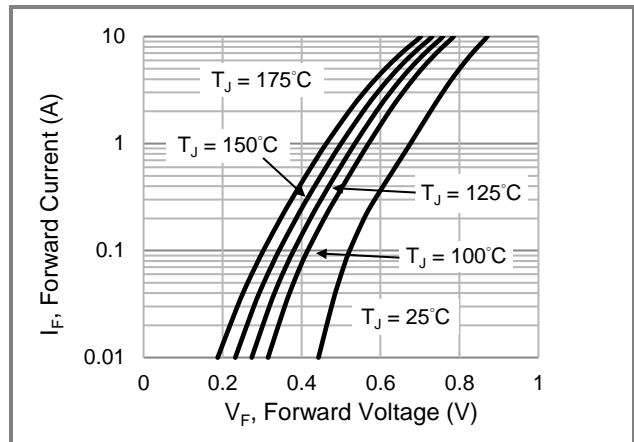


Fig.4 Typical Forward Characteristics

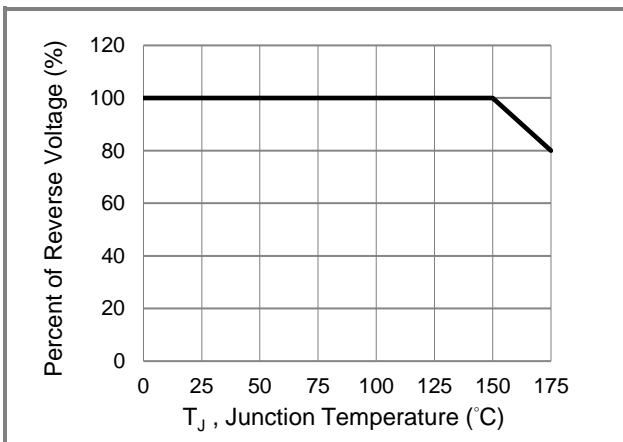


Fig.5 Operating Temperature Derating Curve



SR5H15-AU

Part No. Packing Code Version

Part No.	Package Type	Packing Type	Marking	Version
SR5H15-AU	SMB	3K pcs / 13" reel	SR5H15	Halogen free RoHS compliant

Packaging Information & Mounting Pad Layout

