



SS1030HEWS

SCHOTTKY BARRIER DIODE

FEATURES

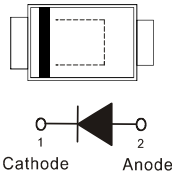
- SOD-323HE low profile package
- Low forward voltage drop, low reverse current
- High Efficiency
- Lead free in compliance with EU RoHS 2.0
- Green molding compound as per IEC 61249 standard

MECHANICAL DATA

- Case : SOD-323HE, Plastic
- Terminals : Solderable per MIL-STD-750, Method 2026
- Apporx. Weight : 0.0002 ounces, 0.005 grams

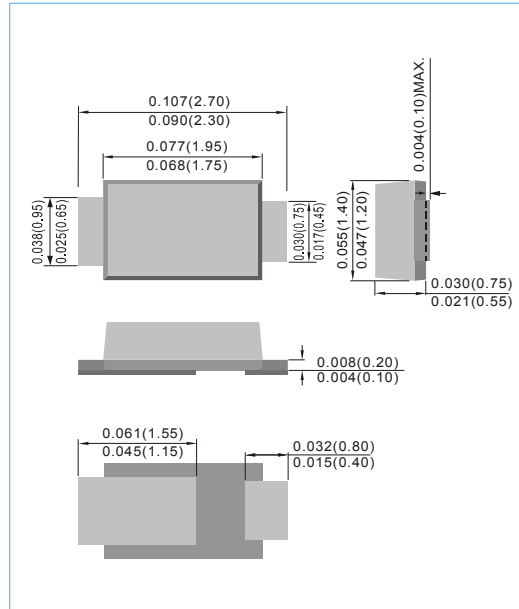
APPLICATIONS

- Low voltage high frequency inverters
- DC/DC converters
- Polarity protection
- Freewheeling



SOD-323HE

Unit : inch(mm)



ABSOLUTE MAXIMUM RATINGS (TA=25°C)

PARAMETER	SYMBOL	LIMITS	UNIT
Maximum Repetitive Peak Reverse Voltage	V _{RRM}	30	V
Maximum Average Rectified Forward Current	I _O	1	A
Peak Forward Surge Current (Half Sine Wave , 1 cycle , non-repetitive)	I _{FSM}	22	A
Operating Junction Temperature Range	T _{JW}	-40 to +150	°C
Storage Temperature Range	T _{STG}	-40 to +150	°C

ELECTRICAL CHARACTERISTICS (TA=25°C)

PARAMETER	SYMBOL	TEST CONDITIONS	MIN.	TYP.	MAX.	UNITS
Forward Voltage	V _{F1}	I _F =0.7A	-	0.42	0.45	V
	V _{F2}	I _F =1A	-	0.47	0.52	V
Reverse Current	I _{R1}	V _R =5V	-	1	-	μA
	I _{R2}	V _R =30V	-	10	100	μA
Thermal Resistance (Note)	R _{θJA}	Junction to Ambient	-	-	220	°C/W
	R _{θJL}	Junction to Lead	-	-	50	°C/W

Note : Mounted on P.C Board with (15mmx50mm) copper pad areas.



SS1030HEWS

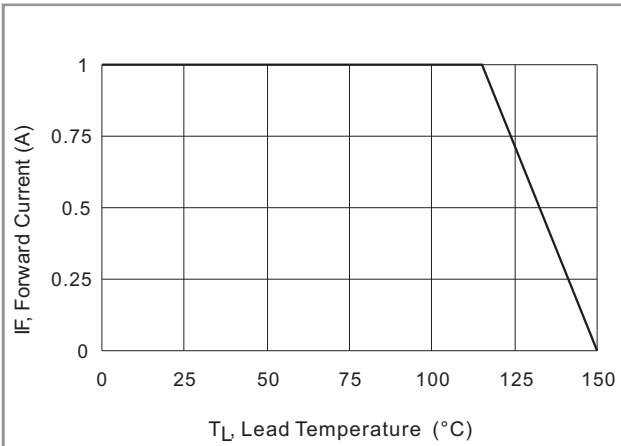


Fig.1 Forward Current Derating Curve

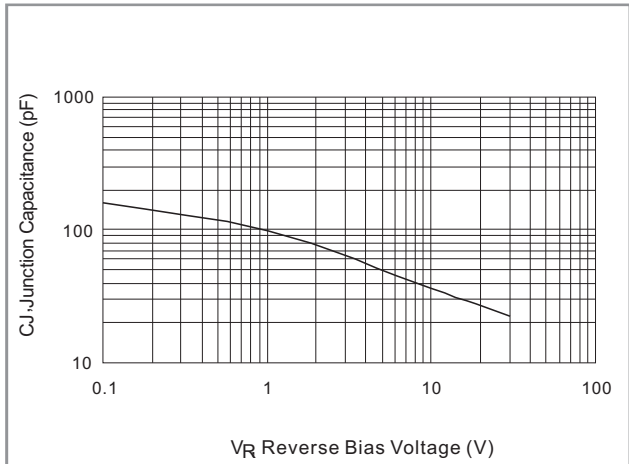


Fig.2 Typical Junction Capacitance

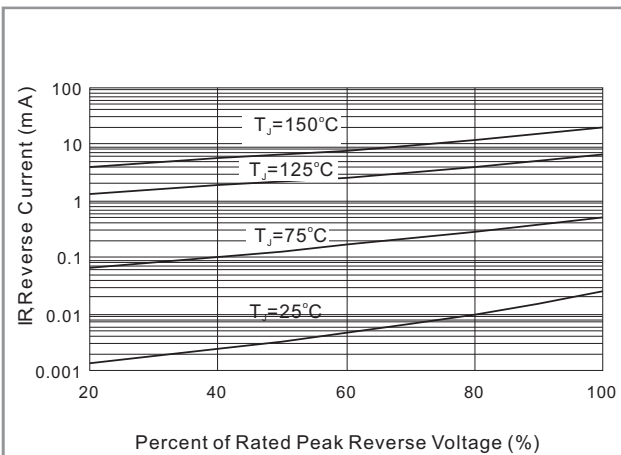


Fig.3 Typical Reverse Characteristics

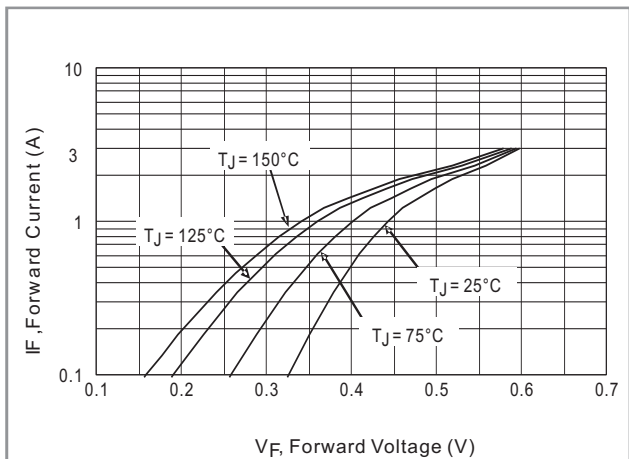


Fig.4 Typical Forward Characteristics

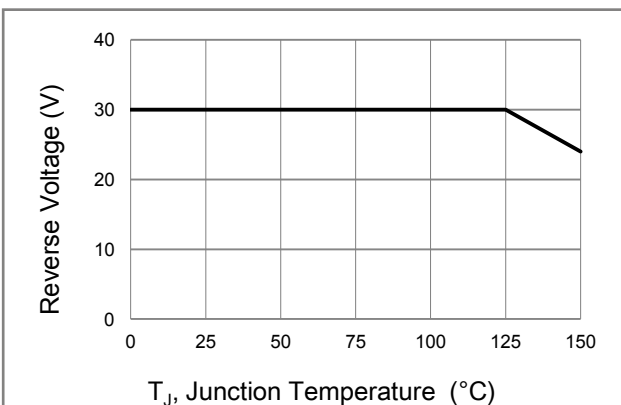


Fig.5 Operating Temperature Derating Curve



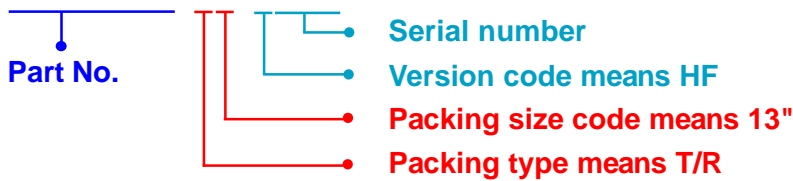
SS1030HEWS

PART NO PACKING CODE VERSION

Part No Packing Code	Package Type	Packing Type	Marking	Version
SS1030HEWS_R1_00001	SOD-323HE	5K pcs / 7" reel	ET	Halogen free
SS1030HEWS_R2_00001	SOD-323HE	12K pcs / 13" reel	ET	Halogen free

For example :

RB500V-40 **R2** **00001**



Packing Code XX				Version Code XXXXX		
Packing type	1 st Code	Packing size code	2 nd Code	HF or RoHS	1 st Code	2 nd ~5 th Code
Tape and Ammunition Box (T/B)	A	N/A	0	HF	0	serial number
Tape and Reel (T/R)	R	7"	1	RoHS	1	serial number
Bulk Packing (B/P)	B	13"	2			
Tube Packing (T/P)	T	26mm	X			
Tape and Reel (Right Oriented) (TRR)	S	52mm	Y			
Tape and Reel (Left Oriented) (TRL)	L	PANASERT T/B CATHODE UP (PBCU)	U			
FORMING	F	PANASERT T/B CATHODE DOWN (PBCD)	D			



SS1030HEWS

MOUNTING PAD LAYOUT

SOD-323HE Unit : inch(mm)

