



SSO SERIES COMPENSATED STAINLESS STEEL PRESSURE SENSORS

The SSO pressure sensors are calibrated and temperature compensated. The stainless-steel construction allows for high media compatibility with corrosive liquids and gases. Available packaging options include diaphragm versions with weld ring or housings with G 1/8 and 1/4 NPT threaded pressure ports. All SSO pressure sensors can be modified according to customer specific requirements.

Features

- 200 mbar to 35 bar / 3 psi to 500 psi absolute, gage or vacuum / gage pressure
- Calibrated and temperature compensated
- Rugged stainless-steel isolated package

Applications

- Industrial measurement
- Industrial control
- Medical devices
- Medical instrumentation

Certificates

- Quality Management System according to EN ISO 13485 and EN ISO 9001
- RoHS and REACH compliant

Media compatibility

Wetted materials: stainless steel 316/316 L

[CLICK HERE >](#)
CONNECT WITH A SPECIALIST

SSO SERIES – COMPENSATED STAINLESS STEEL PRESSURE SENSORS

Maximum ratings

Parameter	Min.	Max.	Unit
Supply current		2	mA
Temperature ranges			
Compensated	0	+50	°C
Operating	-40	+125	
Storage	-40	+125	
Insulation resistance @100 V _{DC}		100	MΩ
Proof pressure ⁽¹⁾		2 x rated pressure	
Burst pressure ⁽²⁾		4 x rated pressure	

Performance characteristics

(I_S=1.5 mA_{DC}, T_A=25 °C)

Parameter		Min.	Typ.	Max.	Unit
Zero pressure offset			±1	±2	mV
Non-linearity ⁽³⁾			±0.1	±0.2	%FSO
Repeatability			±0.01	±0.075	
Hysteresis ⁽⁴⁾			±0.01	±0.075	
Thermal effects (0 to 50°C) ⁽⁵⁾	200 mbar devices	Offset	±0.7	±1.0	
		Span	±0.5	±0.75	
	all others	Offset	±0.3	±0.75	
		Span	±0.5	±0.75	
Long term stability ⁽⁶⁾		Offset	±0.1		
		Span	±0.1		
Input impedance			4		
Output impedance			5		

Specification notes

- (1) Proof pressure is the maximum pressure that can be applied without changing the transducers performance or accuracy
- (2) Burst pressure is the maximum pressure that can be applied to a transducer without rupture of either the sensing element or transducer case.
- (3) Non-linearity is based on Best Straight Line fit from the zero to the full-scale pressure.
- (4) Hysteresis is the maximum output difference at any point within the operating pressure range for increasing and decreasing pressure.
- (5) All specifications shown are relative to 25°C.
- (6) Long term stability over 1 year.

SSO SERIES – COMPENSATED STAINLESS STEEL PRESSURE SENSORS

Pressure sensor characteristics

($I_S=1.5\text{ mA}_{DC}$, $T_A=25\text{ °C}$)

Absolute devices

Description	Operating pressure	Full scale span ⁽⁷⁾	
		Min.	Typ.
SSOM700Axxx	0 to 700 mbar (10.15 psi)	60 mV	90 mV
SSOB001Axxx	0 to 1 bar (14.50 psi)	60 mV	90 mV
SSOB002Axxx	0 to 2 bar (29.01 psi)	60 mV	95 mV
SSOB3x5Axxx	0 to 3.5 bar (50.76 psi)	60 mV	90 mV
SSOB007Axxx	0 to 7 bar (101.5 psi)	70 mV	85 mV
SSOB010Axxx	0 to 10 bar (145.0 psi)	70 mV	120 mV
SSOB020Axxx	0 to 20 bar (290.1 psi)	70 mV	130 mV
SSOB035Axxx	0 to 35 bar (507.6 psi)	70 mV	105 mV

Gage devices

Description	Operating pressure	Full scale span ⁽⁷⁾	
		Min.	Typ.
SSOM200Gxxx	0 to 200 mbar (2.901 psi)	45 mV	65 mV
SSOM350Gxxx	0 to 350 mbar (5.076 psi)	60 mV	110 mV
SSOM700Gxxx	0 to 700 mbar (10.15 psi)	70 mV	105 mV
SSOB001Gxxx	0 to 1 bar (14.50 psi)	70 mV	90 mV
SSOB002Gxxx	0 to 2 bar (29.01 psi)	70 mV	110 mV
SSOB3x5Gxxx	0 to 3.5 bar (50.76 psi)	70 mV	90 mV
SSOB007Gxxx	0 to 7 bar (101.5 psi)	70 mV	90 mV
SSOB010Gxxx	0 to 10 bar (145.0 psi)	70 mV	130 mV
SSOB020Gxxx	0 to 20 bar (290.1 psi)	70 mV	120 mV
SSOB035Gxxx	0 to 35 bar (507.6 psi)	70 mV	115 mV

Vacuum/gage devices

Description	Operating pressure	Full scale span	
		Min.	Typ.
SSOM700Vxxx	-700 to 700 mbar (10.15 psi)	60 mV	105 mV
SSOB001Vxxx	-1 to 1 bar (14.50 psi)	60 mV	90 mV
SSOB002Vxxx	-1 to 2 bar (29.01 psi)	60 mV	110 mV
SSOB3x5Vxxx	-1 to 3.5 bar (50.76 psi)	60 mV	90 mV
SSOB007Vxxx	-1 to 7 bar (101.5 psi)	60 mV	90 mV
SSOB010Vxxx	-1 to 10 bar (145.0 psi)	60 mV	130 mV
SSOB020Vxxx	-1 to 20 bar (290.1 psi)	60 mV	120 mV
SSOB035Vxxx	-1 to 35 bar (507.6 psi)	60 mV	115 mV

Note: Not all possible sensor configurations are active products. MOQ may apply. Contact TE Connectivity.

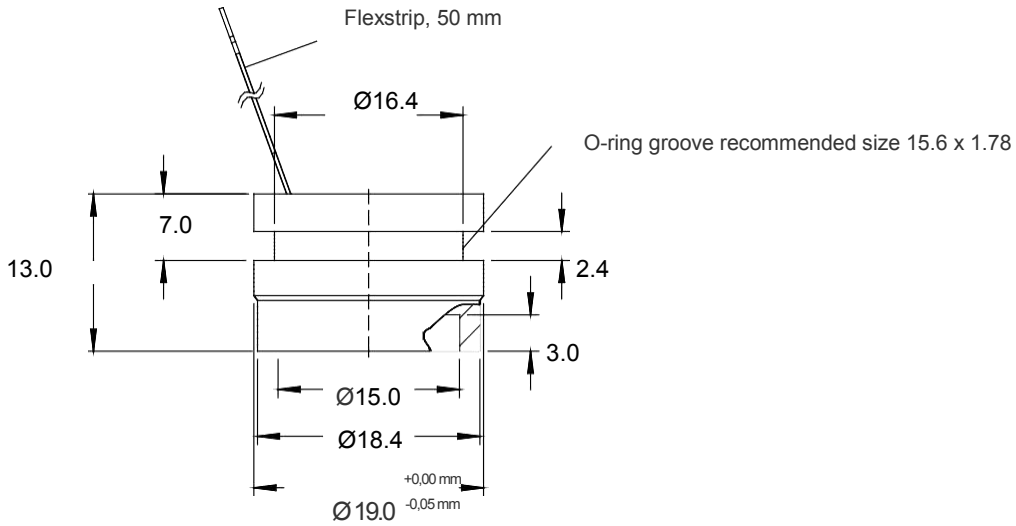
Specification notes

(7) Only min. values are controlled and guaranteed, max. values are for reference only. Span is the algebraic difference between the output voltage at full scale pressure and the output at zero pressure. Full scale span is ratiometric to the supply current.

SSO SERIES – COMPENSATED STAINLESS STEEL PRESSURE SENSORS

Physical dimensions

SSOxxx1 (weld ring)



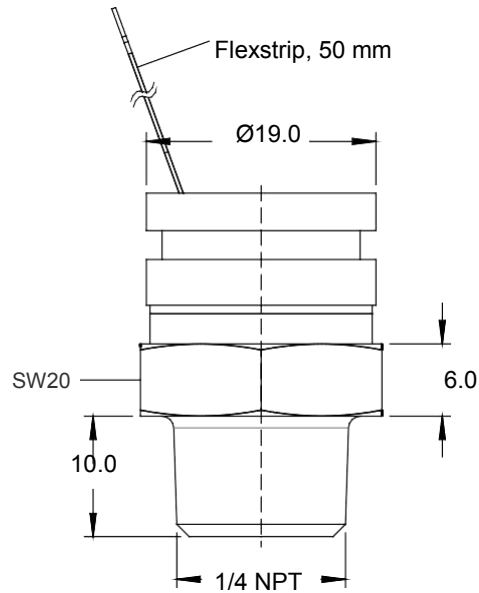
Do not touch diaphragm!

Mass: approx. 17 g

A clearance fit 19H8 with 20° phase is recommended for mounting.

dimensions in mm

SSOxxx5 (1/4" NPT)



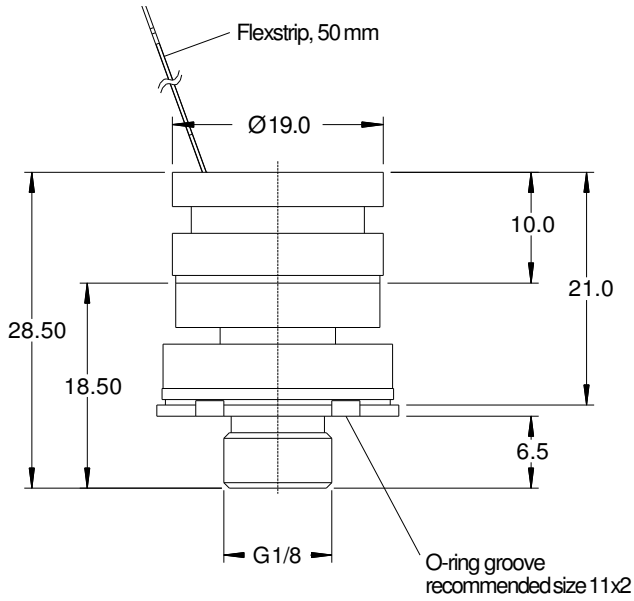
Mass: approx. 50 g

dimensions in mm

SSO SERIES – COMPENSATED STAINLESS STEEL PRESSURE SENSORS

Physical dimensions

SSOxxx8 (G 1/8")



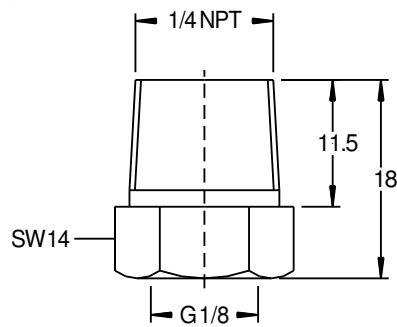
Mass: approx. 35 g

dimensions in mm

A G 1/8 version with spanner flat is available on request. Please contact TE Connectivity.

Optional pressure fitting


SSOxxxN (1/4" NPT fitting for G 1/8" thread)



Other fittings are available on request. Please contact TE Connectivity.

SSO SERIES – COMPENSATED STAINLESS STEEL PRESSURE SENSORS

Part numbering key



Example: SSOB001G8FH

Note:

Not all possible sensor configurations are active products. MOQ may apply.