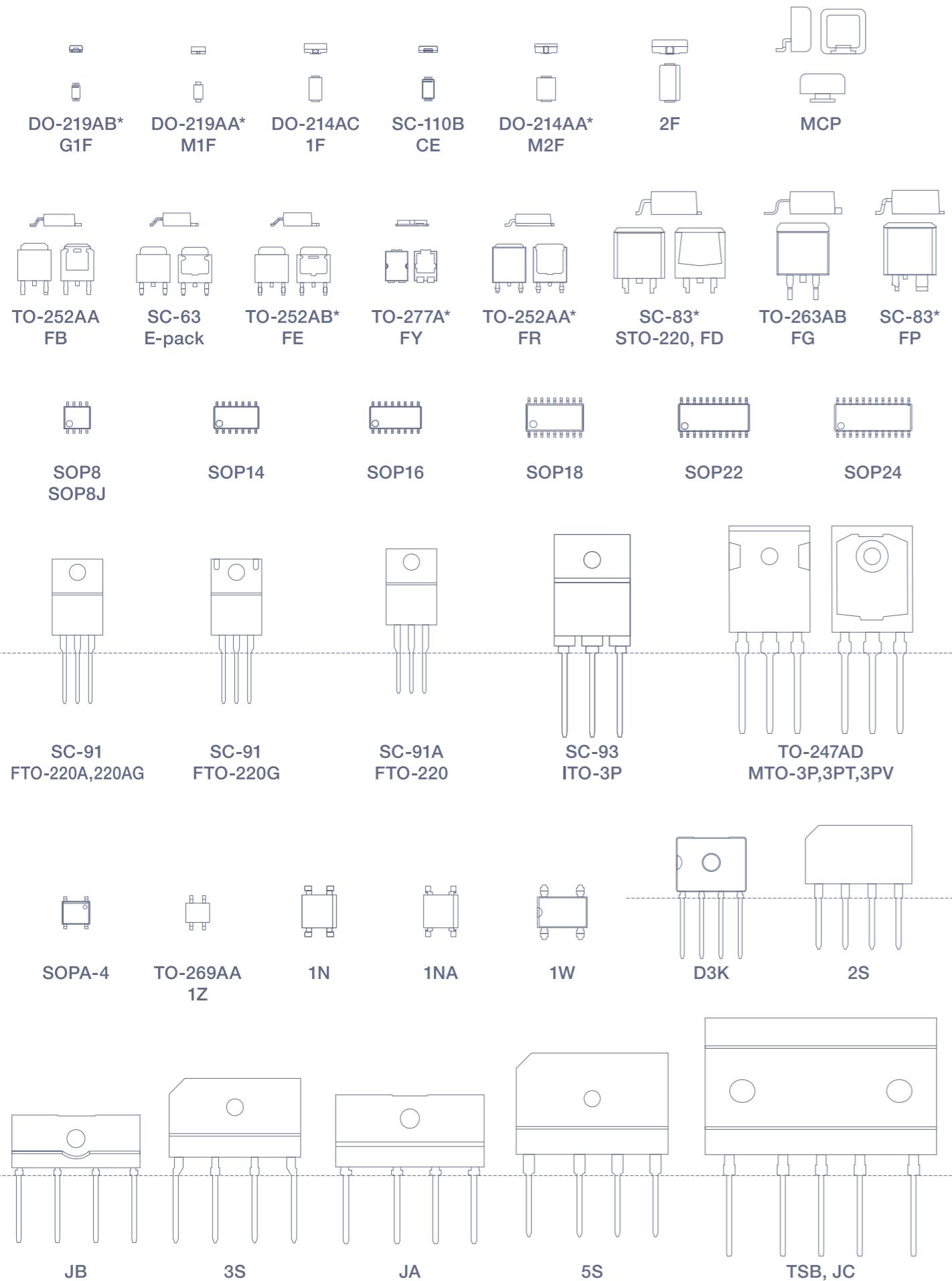


Package Outline

* = Similar Package



Semiconductor Product Catalog



Shindengen Electric Manufacturing Co., Ltd.

www.shindengen.co.jp

CAT.NO.F072-14a

2103-000(1)

ShinDengen

New power. Your power.



Notes

- ⚠ If you wish to use any such product, please be sure to refer to the specifications issued by Shindengen.
- ⚠ All products described or contained herein are designed with a quality level intended for use in standard applications requiring an ordinary level of reliability. If these products are to be used in equipment or devices for special or specific applications requiring an extremely high grade of quality or reliability in which failures or malfunctions of products may directly affect human life or health, a local Shindengen office must be contacted in advance to confirm that the intended use of the product is appropriate. Shindengen products are grouped into the following three applications according to the quality grade.
 - Standard applications
Computers, office automation and other office equipment, communication terminals, test and measurement equipment, audio/visual equipment, amusement equipment, consumer electronics, machine tools, personal electronic equipment, industrial equipment, etc.
 - Special applications
Transportation equipment (vehicles, ships, etc.), trunk-line communication equipment, traffic signal control systems, anti-disaster/crime systems, safety equipment, medical equipment, etc.
 - Specific applications
Nuclear reactor control systems, aircraft, aerospace equipment, submarine repeaters, life support equipment and systems, etc.
- ⚠ Although Shindengen continuously endeavors to enhance the quality and reliability of its products, customers are advised to consider and take safety measures in their design, such as redundancy, fire containment and anti-failure, so that personal injury, fires, or societal damages can be prevented.
- ⚠ Please note that all information described or contained herein is subject to change without notice due to product upgrades and other reasons. When buying Shindengen products, please contact the Company's offices or distributors to obtain the latest information.
- ⚠ Shindengen shall not bear any responsibility with regards to damages or infringement of any third-party patent rights and other intellectual property rights incurred due to the use of information on this website.
- ⚠ The information and materials on this website neither warrant the use of Shindengen's or any third party's patent rights and other intellectual property rights, nor grant license to such rights.
- ⚠ In the event that any product described or contained herein falls under the category of strategic products controlled under the Foreign Exchange and Foreign Trade Control Law of Japan, exporting of such products shall require an export license from the Japanese government in accordance with the above law.
- ⚠ No reprinting or reproduction of the materials on this website, either in whole or in part, is permitted without proper authorization from Shindengen.

SALES OFFICES

U.S.A.

Shindengen America, Inc. www.shindengen.com/

1540E, Dundee Road Suite 350 Palatine IL.60074. U.S.A.
Phone:+1-847-444-1363 FAX:+1-847-444-0654

Europe

Shindengen UK Ltd. www.shindengen.co.uk/

Head Office

Unit 1, 1 Tapper Walk, King's Cross, London, N1C 4AQ U.K.
Phone:+44-20-3829-6980 FAX:+44-20-3725-6855

German Branch

Prinzenallee 1, 40549 Düsseldorf, Germany
Phone:+49-211-5206-590 FAX:+49-211-4986-499

Asia

Shindengen Singapore PTE Ltd.

750D, Chai Chee Road, #05-01, ESR BizPark
@ Chai Chee, Singapore 469004.
Phone:+65-6445-0082 FAX:+65-6445-6089

Shindengen (H.K.) Co., Ltd.

Head Office

Suite 2006B, 20/F., Exchange Tower, 33 Wang Chiu Road,
Kowloon Bay, HK
Phone:+852-2317-1884 FAX:+852-2314-8561

Taiwan Representative Office

3F-1., No.126, Songjiang Road, Zhongshan District,
Taipei City 10457, Taiwan, R.O.C.
Phone:+886-2-2100-1218 FAX:+886-2-2100-2018

Shindengen (SHANGHAI) Electric Co., Ltd.

Room1506, Sheng GaoInt'l Building, 137 Xian Xia Road,
Chang Ning, Shanghai, China
Phone:+86-21-6270-8000 FAX:+86-21-6270-0419

Shindengen Electric Mfg. Co., Ltd.

Seoul Office

B701-4, 230, Simin-daero, Dongan-gu, Anyang-si,
Gyeonggi-do, 14067 Korea
Phone:+82-31-385-1431 FAX:+82-31-385-1430

Japan

Shindengen Electric MFG. Co., Ltd. www.shindengen.co.jp/

Head Office

New-Ohtemachi Bldg., 2-2-1, Ohtemachi, Chiyoda-ku,
Tokyo 100-0004, Japan
Phone:+81-3-3279-4431 FAX:+81-3-3279-6478

Asaka Office

3-14-1, Saiwai-cho, Asaka City,
Saitama 351-8503, Japan
Phone:+81-48-483-5311 FAX:+81-48-483-4117

Osaka Branch Office

Minami Senba Heart Bldg., 2-3-2, Minami-Senba,
Chuo-ku, Osaka City, Osaka 542-0081, Japan
Phone:+81-6-6264-7770 FAX:+81-6-6260-1222

Nagoya Branch Office

Nagoya Daiichi Bldg., 1-19-24, Nishiki, Naka-ku,
Nagoya City, Aichi 460-0003, Japan
Phone:+81-52-221-1361 FAX:+81-52-201-4780

Hamamatsu branch

Hamamatsu Daiichi Seimei Nittsu Bldg., 110-5, Itaya-cho,
Naka-ku, Hamamatsu City, Shizuoka 430-0928, Japan
Phone:+81-53-450-3800 FAX:+81-53-450-3801

Utsunomiya Sales Office

Flora Bldg., 1-9-15 Higashi Syukugou Utsunomiya City,
Tochigi 321-0953, Japan
Phone:+81-28-637-3615 FAX:+81-28-637-3115

- All specifications are subject to change without notice.
- Please consult us for the latest specifications before you order.
- Please use this products after reading manual well.

• Printed April 2021

This catalog includes the products which might be subject to the foreign exchange and foreign trade laws.

| | |
|--------|---|
| P3-6 | INDEX |
| P7-10 | GENERAL RECTIFYING DIODES |
| P11-20 | BRIDGE DIODES |
| P21-30 | SCHOTTKY BARRIER DIODES |
| P31-36 | FAST RECOVERY DIODES |
| P37-38 | THYRISTORS |
| P39-40 | SIDACs |
| P41-42 | TRIACs |
| P43-44 | SURGE ABSORBERS |
| P45-48 | TVS (Transient Surge Suppressor) |
| P49-54 | POWER MOSFETs |
| P55-56 | POWER MODULES |
| P57-60 | POWER ICs |
| P61-82 | PACKAGE LIST • OUTLINE DIMENSIONS |
| P83-84 | PACKING SPECIFICATION |
| P85 | NOTES •How to Order •Outline of Packing Form •About AEC-Q101 & Automotive Grade |

INDEX

| Type No. | Page | Type No. | Page | Type No. | Page | Type No. | Page | Type No. | Page | Type No. | Page | Type No. | Page | Type No. | Page |
|----------|------|-----------|------|-------------|------|-------------|------|------------|------|------------|------|-----------|------|----------------|------|
| D1F60 | 8 | D2SBA60 | 14 | D8FD60LUS | 32 | D25JAB80V | 14 | DF5VD60 | 10 | G1V(A)20C | 40 | KP40RU22 | 44 | MCZ5216ST | 60 |
| D1F60A | 8 | D3CE4S | 22 | D8JBB60V | 14 | D25XB60 | 14 | DF8L60US | 32 | G1V(B)20C | 40 | KU4F8 | 44 | MCZ5601SC | 60 |
| D1FE60 | 8 | D3CE6S | 22 | D8JBB80V | 14 | D25XB80 | 14 | DF10L60 | 32 | G1V(B)22C | 40 | KU4F12 | 44 | MCZ5606SC | 60 |
| D1FH3 | 22 | D3CE15ST | 22 | D10FDC10ST | 26 | D25XB100 | 14 | DF10LC20U | 34 | G1V(B)24C | 40 | KU5S31NS | 44 | MCZ5607SC | 60 |
| D1FJ4 | 22 | D3CE20LUS | 32 | D10FR60LA | 32 | D30FD60K | 32 | DF10LC30 | 34 | G1VL8C | 40 | KU10L08 | 44 | MF2003SV | 60 |
| D1FJ8 | 22 | D3CE60K | 32 | D10FR60V | 8 | D30FDC4S | 26 | DF10NC15 | 26 | G1VL10C | 40 | KU10N14 | 44 | MF2007SW | 60 |
| D1FJ8A | 22 | D3CE60V | 8 | D10FY4R5ST | 22 | D30FDC10ST | 26 | DF10SC4M | 26 | G1VL15C | 40 | KU10NU11 | 44 | MG001AK028060A | 56 |
| D1FJ10 | 22 | D3CE60VE | 8 | D10FY4R5SY | 22 | D30FDC15ST | 26 | DF10SC6 | 26 | G1VL20C | 40 | KU10NU13 | 44 | MG001AL030060A | 56 |
| D1FK60 | 32 | D3F60 | 8 | D10FY6ST | 22 | D30JCB100K | 18 | DF10SC9 | 26 | G1VL22C | 40 | KU10R23NS | 44 | MG031B090004A | 56 |
| D1FK70 | 32 | D3FE60 | 8 | D10FY6SY | 22 | D30JCT120V | 16 | DF15JC10 | 26 | G1VL24C | 40 | KU10R27NS | 44 | MG031E120004A | 56 |
| D1FK100 | 32 | D3FJ10 | 22 | D10FY10ST | 22 | D30VC60 | 10 | DF15NC15 | 26 | K1V10 | 40 | KU10R29NS | 44 | MG031G148004A | 56 |
| D1FK120 | 32 | D3FK60 | 32 | D10FY10SY | 22 | D30XBN20 | 18 | DF15SC4M | 26 | K1V11 | 40 | KU10S31NS | 44 | MG031L080006A | 56 |
| D1FK120P | 32 | D3FK120 | 32 | D10FY15ST | 22 | D30XT80 | 16 | DF15VD60 | 10 | K1V12 | 40 | KU10S35NS | 44 | MG031MC148004A | 56 |
| D1FL20U | 32 | D3FS4A | 22 | D10FY60VE | 8 | D35XB80 | 14 | DF16VC60R | 10 | K1V14 | 40 | KU15N14 | 44 | MG031MD110006A | 56 |
| D1FL40U | 32 | D3FS6 | 22 | D10JBB60V | 14 | D40FDC10ST | 26 | DF20JC10 | 26 | K1V22 | 40 | LK25XB60 | 20 | MG031N110006A | 56 |
| D1FM3 | 22 | D3S4M | 24 | D10JBB80V | 14 | D40FDC15ST | 26 | DF20L60 | 32 | K1V22(W) | 40 | LL15XB60 | 20 | MG032A4207R5A | 56 |
| D1FS4 | 22 | D3S6M | 24 | D10SBS4 | 18 | D45JCT120V | 16 | DF20L60U | 32 | K1V24 | 40 | LL25XB60 | 20 | MG032B420010A | 56 |
| D1FS4A | 22 | D3SB60 | 14 | D10XB60 | 14 | D45JCT160V | 16 | DF20LC20US | 34 | K1V24(W) | 40 | LN1F60 | 8 | MG038A200080A | 18 |
| D1FS6 | 22 | D3SB80 | 14 | D10XB60H | 14 | D45XT80 | 16 | DF20LC30 | 34 | K1V26 | 40 | LN1WBA60 | 20 | MG038B150080A | 18 |
| D1FS6A | 22 | D3SBA60 | 14 | D10XB80 | 14 | D45XT160 | 16 | DF20NC15 | 26 | K1V26(W) | 40 | LN4SB60 | 20 | MG038C200160A | 18 |
| D1FT4 | 22 | D4F60 | 8 | D15FR4ST | 22 | D50JCB80V | 14 | DF20SC4M | 26 | K1V36(W) | 40 | LN6SB60 | 20 | MG038D150160A | 18 |
| D1FT4A | 22 | D4SB60L | 14 | D15FR60LA | 32 | D50XB80 | 14 | DF20SC9M | 26 | K1V38(W) | 40 | LN15XB60 | 20 | MG048A150004A | 56 |
| D1FT6 | 22 | D4SB80 | 14 | D15FR60V | 8 | D70JHB80V | 14 | DF25SC6M | 26 | K1V(A)10 | 40 | LN15XB60H | 20 | MG048B100006A | 56 |
| D1FT6A | 22 | D4SBL20U | 18 | D15FY4R5ST | 22 | D75JFT80V | 16 | DF25V60 | 8 | K1V(A)11 | 40 | LN25XB60 | 20 | MG060C100080A | 18 |
| D1FT10 | 22 | D4SBN20 | 18 | D15FY4R5SY | 22 | D100JHT80V | 16 | DF30JC4 | 26 | K1V(A)12 | 40 | M1F60 | 8 | MG061A150080A | 18 |
| D1FT10A | 22 | D4SBS4 | 18 | D15FY6ST | 22 | D100JHT120V | 16 | DF30JC6 | 26 | K1V(A)16 | 40 | M1F80 | 8 | MG061B200080A | 18 |
| D1FT15A | 22 | D4SBS6 | 18 | D15FY6SY | 22 | D100JHT160V | 16 | DF30JC10 | 26 | K1VZL09 | 40 | M1FE40 | 8 | MH2501SC | 60 |
| D1N60 | 8 | D5CE4S | 22 | D15FY10ST | 22 | D120SC4M | 30 | DF30NC15 | 26 | K1VZL20 | 40 | M1FE60 | 8 | MH2511SC | 60 |
| D1N80 | 8 | D5FE60 | 8 | D15FY10SY | 22 | D120SC6M | 30 | DF30SC3ML | 26 | KC3FB40H | 38 | M1FH3 | 22 | MS1003SH | 60 |
| D1NF60 | 32 | D5FY4R5ST | 22 | D15FY15ST | 22 | D180SC4M | 30 | DF30SC4M | 26 | KC5FB40H | 38 | M1FJ4 | 22 | MS1004SH | 60 |
| D1NK60 | 32 | D5FY4R5SY | 22 | D15JAB60V | 14 | D180SC6M | 30 | DF40SC3L | 26 | KC5FB60H | 38 | M1FK60 | 32 | MS1005SK | 60 |
| D1NK100 | 32 | D5FY6ST | 22 | D15JAB80V | 14 | D240SC4M | 30 | DF40SC4 | 26 | KC5FB60HR | 38 | M1FL20U | 32 | MS1006SK | 60 |
| D1NL20U | 32 | D5FY6SY | 22 | D15XB60 | 14 | D240SC6M | 30 | DG1H3 | 22 | KC5FB60HRT | 38 | M1FL40U | 32 | MS1007SH | 60 |
| D1NL40U | 32 | D5FY10ST | 22 | D15XB60H | 14 | D360SC4M | 30 | DG1H3A | 22 | KC5SF60HRT | 38 | M1FM3 | 22 | MV1001SC | 58 |
| D1NS4 | 24 | D5FY10SY | 22 | D15XB80 | 14 | D360SC6M | 30 | DG1J10A | 22 | KC8SF80 | 38 | M1FS4 | 22 | MV1002SC | 58 |
| D1NS6 | 24 | D5FY15ST | 22 | D15XB100 | 14 | DE3L20UA | 32 | DG1M3 | 22 | KD3FB60 | 42 | M1FS6 | 22 | MV1011SC | 58 |
| D1UBA80 | 12 | D5FY20SN | 22 | D15XBN20 | 18 | DE3S4M | 22 | DG1M3A | 22 | KD3SF60 | 42 | M2F60 | 8 | MV1012SC | 58 |
| D2F60 | 8 | D5FY60K | 32 | D15XBS6 | 18 | DE3S6M | 22 | DG1N15A | 22 | KD3SF60E | 42 | M2FH3 | 22 | MV2002SG | 58 |
| D2FK60 | 32 | D5SB60 | 14 | D20FD60LU | 32 | DE5L60A | 32 | DG1S4 | 22 | KD5SF60 | 42 | M2FL20U | 32 | MV2052SG | 58 |
| D2FL20U | 32 | D5SB80 | 14 | D20FDC10ST | 26 | DE5L60U | 32 | DG1S6 | 22 | KD8SF60 | 42 | M2FM3 | 22 | POR5B60HP2 | 54 |
| D2FL40 | 32 | D5SBA60 | 14 | D20FDC15ST | 26 | DE5LC20U | 34 | DG1S6A | 22 | KD12SF60 | 42 | M3F60 | 8 | P1B52HP2 | 54 |
| D2FL40U | 32 | D6FEC4ST | 26 | D20FDC20L | 34 | DE5S4M | 22 | DL04-18F1 | 46 | KD16SF60 | 42 | M3FE40 | 8 | P1FE90VX3 | 54 |
| D2FS4 | 22 | D6FEC10ST | 26 | D20FDC20LUS | 34 | DE5S6M | 22 | DL04-33F1 | 46 | KD20SF60 | 42 | M3FE60 | 8 | P1R5B40HP2 | 54 |
| D2FS6 | 22 | D6FEC12ST | 26 | D20FR4ST | 22 | DE5SC3ML | 26 | DL04-36F1 | 46 | KL3L07 | 44 | M3FL20U | 32 | P2B60HP2F | 54 |
| D2L20U | 32 | D6FEC15ST | 26 | D20FR4R5S | 22 | DE5SC4M | 26 | G1V(A)8C | 40 | KL3N14 | 44 | MCZ5203SE | 60 | P2R5B52HP2F | 54 |
| D2L40U | 32 | D6JBB60V | 14 | D20XB60 | 14 | DE5SC6M | 26 | G1V(A)10C | 40 | KL3R20 | 44 | MCZ5205SE | 60 | P3B28HP2 | 54 |
| D2S4M | 24 | D6JBB80V | 14 | D20XB80 | 14 | DE5VE40 | 8 | G1V(A)12C | 40 | KL3Z07 | 44 | MCZ5207SG | 60 | P3F60HP2 | 54 |
| D2S6M | 24 | D6SB60L | 14 | D20XBS6 | 18 | DE10S3L | 22 | G1V(A)13C | 40 | KL3Z18 | 44 | MCZ5208SG | 60 | P3FH90VX3 | 54 |
| D2SB60 | 14 | D6SB80 | 14 | D25FD60V | 8 | DE10SC3L | 26 | G1V(A)14C | 40 | KP20NU11 | 44 | MCZ5209SN | 60 | P4B40HP2 | 54 |
| D2SB60A | 14 | D6SBN20 | 18 | D25JAB60V | 14 | DE10SC4 | 26 | G1V(A)15C | 40 | KP40NU11 | 44 | MCZ5211ST | 60 | P4B60HP2F | 54 |

INDEX








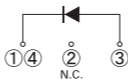



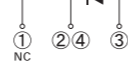



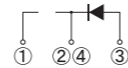
| Type No. | Page | Type No. | Page | Type No. | Page | Type No. | Page | Type No. | Page | Type No. | Page | Type No. | Page | Type No. | Page |
|-------------|------|-------------|------|-------------|------|--------------|------|------------|------|-------------|------|-------------|------|-----------|------|
| P4F60HP2 | 54 | P24LF4QNK | 50 | P60B4EL | 50 | P153FP6SNK | 52 | S15VT80 | 18 | SF5L60U | 34 | SG40TC12M | 28 | ST04-33F1 | 46 |
| P4F90VX3 | 54 | P25B6EB | 50 | P60B4SN | 50 | P168FP7R5SN | 52 | S15VTA60 | 18 | SF5LC40UM | 36 | ST02-12G1 | 46 | ST04-36F1 | 46 |
| P5B52HP2 | 54 | P25LA12SL | 50 | P60B6EL | 50 | P168FP7R5SNK | 52 | S15VTA80 | 18 | SF8K60M | 34 | ST02-14G1 | 46 | ST04-39F1 | 46 |
| P5F50HP2 | 54 | P25LF12SL | 50 | P60B6EN | 50 | P175FP4SN | 52 | S15WB60 | 16 | SF8K60USM | 34 | ST02-16G1 | 46 | ST06-18CE | 46 |
| P5F50HP2F | 54 | P25LF12SLK | 50 | P60B6SN | 50 | P175FP4SNK | 52 | S20K60T | 34 | SF10K60M | 34 | ST02-18G1 | 46 | ST06-27CE | 46 |
| P5F60HP2 | 54 | P25LF12SN | 50 | P64LF6QL | 50 | P180FP4SN | 52 | S20K100V | 34 | SF10KC60M | 36 | ST02-20G1 | 46 | ST06-30CE | 46 |
| P5FH90VX3 | 54 | P25LF12SNK | 50 | P64LF6QLK | 50 | P180FP4SNK | 52 | S20LC20UST | 36 | SF10L60AM | 34 | ST02-24G1 | 46 | ST06-33CE | 46 |
| P6B28HP2 | 54 | P26B10SL | 50 | P64LF6QN | 50 | P180FP6SN | 52 | S20LC30T | 36 | SF10L60U | 34 | ST02-27G1 | 46 | ST06-36CE | 46 |
| P6B40HP2 | 54 | P26B10SN | 50 | P64LF6QNK | 50 | P180FP6SNK | 52 | S20LC40UT | 36 | SF10L60MSM | 34 | ST02-30G1 | 46 | ST06-39CE | 46 |
| P6B52HP2 | 54 | P26F28HP2 | 54 | P66F7R5SN | 52 | P211FZ4QMKA | 52 | S20LC40UV | 36 | SF10L60MVM | 34 | ST02-33G1 | 46 | ST20-27F2 | 46 |
| P6F50HP2 | 54 | P26FE10SLK | 52 | P66F7R5SNK | 52 | P240FZ4QLA | 52 | S20LC60UST | 36 | SF10LC40UM | 36 | ST02-36G1 | 46 | ST20-30F2 | 46 |
| P7F60HP2 | 54 | P30B10EL | 50 | P70F5EN | 52 | P240FZ4QNKA | 52 | S20LC60USV | 36 | SF20K60M | 34 | ST02-39G1 | 46 | ST20-33F2 | 46 |
| P7F90VX3 | 54 | P30FE4SLK | 52 | P70F7R5EN | 52 | S1NAD80 | 10 | S20SC9MT | 28 | SF20KC60M | 36 | ST02-43G1 | 46 | ST20-36F2 | 46 |
| P8B10SB | 50 | P30FE6SLK | 52 | P70FP12SN | 52 | S1NB60 | 12 | S20VT60 | 18 | SF20L60AM | 34 | ST02-47G1 | 46 | ST20-47F2 | 46 |
| P8B28HP2 | 54 | P30FE7R5SLK | 52 | P70FP12SNK | 52 | S1NB80 | 12 | S20VT80 | 18 | SF20L60U | 34 | ST02-58G1 | 46 | ST60-40MF | 46 |
| P8B30HP2 | 54 | P30LA10SL | 50 | P70LF4QLK | 50 | S1NBB80 | 12 | S20VTA60 | 18 | SF20L60MSM | 34 | ST02-75F1 | 46 | ST60-48MF | 46 |
| P8F28HP2 | 54 | P30W60HP2V | 54 | P70LF4QNK | 50 | S1NBC60 | 12 | S20VTA80 | 18 | SF20L60MVM | 34 | ST02-82F1 | 46 | ST70-27F | 46 |
| P8F50HP2 | 54 | P32B12SN | 50 | P72LF7R5SL | 50 | S1NBC80 | 12 | S20WB60 | 16 | SF20LC30M | 36 | ST02-100F1 | 46 | ST70-27FZ | 46 |
| P8FE10SBK | 52 | P32F12SN | 52 | P72LF7R5SLK | 50 | S1WB(A)60 | 12 | S20WB80 | 16 | SG5L20USM | 34 | ST02-120F1 | 46 | ST70-27MF | 46 |
| P9B30HP2F | 54 | P32FG15SL | 52 | P72LF7R5SN | 50 | S1WB(A)60B | 12 | S25VB60 | 16 | SG5LC20USM | 36 | ST02-140F1 | 46 | ST70-30MF | 46 |
| P9B40HP2 | 54 | P32LF10SL | 50 | P72LF7R5SNK | 50 | S1WB(A)80 | 12 | S25VB80 | 16 | SG5S4M | 24 | ST02-170F1 | 46 | ST80-14MF | 46 |
| P10B28HP2 | 54 | P32LF10SLK | 50 | P80FG6EAL | 52 | S1ZAS4 | 30 | S30K60T | 34 | SG5S6M | 24 | ST02-200F1 | 46 | UD2KB80 | 14 |
| P10F50HP2 | 54 | P32LF10SN | 50 | P80FG7R5EN | 52 | S1ZB60 | 12 | S30K60V | 34 | SG5S9M | 24 | ST02-280F1 | 46 | UD3KB80 | 14 |
| P10F60HP2 | 54 | P32LF10SNK | 50 | P80FH5ENK | 52 | S1ZB80 | 12 | S30K100V | 34 | SG8SC4M | 28 | ST02-320F1 | 46 | UD4KB80 | 14 |
| P12F60HP2 | 54 | P34F6EL | 52 | P82F7R5SN | 52 | S2K100 | 32 | S30SC4MT | 28 | SG10L20USM | 34 | ST02D-82 | 48 | UD6KBA80 | 14 |
| P12FE7R5SBK | 52 | P36F28HP2 | 54 | P85FG6EAL | 52 | S2L20U | 32 | S30SC6MT | 28 | SG10LC20USM | 36 | ST02D-140 | 48 | UD8KBA80 | 14 |
| P13F28HP2 | 54 | P38LF6QLK | 50 | P86F6SN | 52 | S2L40U | 32 | S30TC15T | 28 | SG10SC3LM | 28 | ST02D-140F2 | 48 | VR61F1 | 44 |
| P13F50HP2 | 54 | P38LF6QNK | 50 | P88FP10SN | 52 | S2L60 | 32 | S30V60T | 10 | SG10SC4M | 28 | ST02D-170 | 48 | | |
| P14FE6SBK | 52 | P40B10SL | 50 | P88FP10SNK | 52 | S2V60 | 8 | S30V80V | 10 | SG10SC6M | 28 | ST02D-170F2 | 48 | | |
| P15F50HP2 | 54 | P40B10SN | 50 | P90FG5R5SL | 52 | S2V80 | 8 | S30VT60 | 18 | SG10SC9M | 28 | ST02D-200 | 48 | | |
| P15F60HP2 | 54 | P40B6SL | 50 | P94FG5R5SL | 52 | S2VB60 | 16 | S30VT80 | 18 | SG10TC15M | 28 | ST02DH-280 | 48 | | |
| P15F60HP2F | 54 | P40F10SN | 52 | P98LF6QL | 50 | S2WB(A)80 | 12 | S30VT160 | 18 | SG15SC4M | 28 | ST02DH-320 | 48 | | |
| P15LA12SL | 50 | P40F12SN | 52 | P98LF6QLK | 50 | S3K60 | 32 | S30VTA60 | 18 | SG15SC6M | 28 | ST03-43F1 | 46 | | |
| P16B6SB | 50 | P40LF12SL | 50 | P98LF6QN | 50 | S3L20U | 32 | S30VTA80 | 18 | SG20JC6M | 28 | ST03-47F1 | 46 | | |
| P17F28HP2 | 54 | P40LF12SLK | 50 | P98LF6QNK | 50 | S3L40U | 32 | S30VTA160 | 18 | SG20LC20USM | 36 | ST03-58F1 | 46 | | |
| P18LA12SL | 50 | P40LF12SN | 50 | P100FA7R5EN | 52 | S3L60 | 32 | S40HC1R5T | 28 | SG20SC3LM | 28 | ST03-68F1 | 46 | | |
| P18LF6QLK | 50 | P40LF12SNK | 50 | P100FH4ENK | 52 | S3V60 | 8 | S40T15V | 24 | SG20SC4M | 28 | ST03-240F1 | 46 | | |
| P18LF6QNK | 50 | P42F6EN | 52 | P100FP12SN | 52 | S3V80 | 8 | S50VB60 | 16 | SG20SC6M | 28 | ST03D-82 | 48 | | |
| P19LA10SL | 50 | P46LF7R5SL | 50 | P100FP12SNK | 52 | S3V100D | 8 | S50VB80 | 16 | SG20SC9M | 28 | ST03D-140 | 48 | | |
| P20B12SL | 50 | P46LF7R5SLK | 50 | P105LF4QL | 50 | S3WB60 | 16 | S60HC1R5T | 28 | SG20TC10M | 28 | ST03D-170 | 48 | | |
| P20B12SN | 50 | P46LF7R5SN | 50 | P105LF4QLK | 50 | S4VB60 | 16 | S60HC3T | 28 | SG20TC12M | 28 | ST03D-200 | 48 | | |
| P20F50HP2 | 54 | P46LF7R5SNK | 50 | P105LF4QN | 50 | S5VB60 | 16 | S60JC10V | 28 | SG20TC15M | 28 | ST03DH-240 | 48 | | |
| P20FE12SLK | 52 | P50F10SN | 52 | P105LF4QNK | 50 | S10VB60 | 16 | S60SC3LT | 28 | SG30JC6M | 28 | ST04-12F1 | 46 | | |
| P21F28HP2 | 54 | P50LF10SL | 50 | P126FP10SN | 52 | S10VT60 | 18 | S60SC4MT | 28 | SG30SC3LM | 28 | ST04-14F1 | 46 | | |
| P22F10SN | 52 | P50LF10SLK | 50 | P126FP10SNK | 52 | S10VT80 | 18 | S60SC6MT | 28 | SG30SC4M | 28 | ST04-16F1 | 46 | | |
| P22FE4SBK | 52 | P50LF10SN | 50 | P140LF4QL | 50 | S10VTA60 | 18 | S90T15V | 24 | SG30SC6M | 28 | ST04-18F1 | 46 | | |
| P23F40HP2FM | 54 | P50LF10SNK | 50 | P140LF4QLK | 50 | S10VTA80 | 18 | SF3K60M | 34 | SG30TC10M | 28 | ST04-20F1 | 46 | | |
| P23LA10SL | 50 | P54B4SN | 50 | P140LF4QN | 50 | S10WB60 | 16 | SF3L60U | 34 | SG30TC12M | 28 | ST04-24F1 | 46 | | |
| P24B4SB | 50 | P55F6EN | 52 | P140LF4QNK | 50 | S15VB60 | 16 | SF5K60M | 34 | SG30TC15M | 28 | ST04-27F1 | 46 | | |
| P24LF4QLK | 50 | P56LA4SN | 50 | P153FP6SN | 52 | S15VT60 | 18 | SF5L40UM | 34 | SG40TC10M | 28 | ST04-30F1 | 46 | | |





GENERAL RECTIFYING DIODES

General Rectifying Diodes are defined as high-voltage and PN junction type devices.

These devices utilize our original glass passivation which is physically stable with a superior structure for resistance against heat and humidity. Variations are available for breakdown voltage up to 800V and output current from 1 to 30A.

Single

| Surface Mount | | | | | | | |
|--|--|------|-------------|----------|-----------------|-------|---|
| Package | JEDEC Code JEITA Code House Name | Fig. | IF (AV) [A] | VRRM [V] | | | Remarks |
| | | | | 400 | 600 | 800 | |
|  3.9 × 1.8 × 1.4(mm) | DO-219AA similar M1F | B2 | 1 | | M1F60 M1FE60 | M1F80 |  |
| | | | 2 | M1FE40 | | | |
|  5.0 × 2.5 × 2.0(mm) | DO-214AC 1F | B3-1 | 1 | | D1F60 D1FE60 | | |
| | | | 1.1 | | LN1F60 | | |
| | | | 1.2 | | D1F60A | | |
|  4.7 × 2.4 × 0.98(mm) | SC-110B CE | B5-1 | 3 | | D3CE60V | | |
| | | | 3.5 | | D3CE60VE | | |
|  5.1 × 3.75 × 2.0(mm) | DO-214AA similar M2F | B6 | 1.2 | | M2F60 | | |
| | | | 3 | M3FE40 | M3F60 M3FE60 | | |
|  7.6 × 4.0 × 2.8(mm) | SC-63 E-pack 2F | B9-1 | 1.4 | | D2F60 | | |
| | | | 3 | | D3F60 D3FE60 | | |
| | | | 4 | | D4F60 | | |
| | | | 5 | | D5FE60 | | |
|  9.5 × 6.6 × 2.65(mm) | SC-63 E-pack | G1-5 | 5 | DE5VE40 | | |  |
|  6.5 × 4.5 × 1.1(mm) | TO-277A similar FY | G4 | 10 | | D10FY60VE | |  |
|  9.6 × 6.6 × 2.3(mm) | TO-252AA similar FR | G5 | 10 | | D10FR60V | |  |
| | | | 15 | | D15FR60V | | |
|  13.2 × 10.2 × 4.7(mm) | SC-83 similar STO-220 | H1-2 | 25 | | DF25V60 | |  |
|  13.2 × 10.2 × 4.6(mm) | SC-83 similar FD | H2-1 | 25 | | D25FD60V | |  |

| Axial | | | | | | | |
|--|--|------|-------------|----------|-------|---------|---|
| Package | JEDEC Code JEITA Code House Name | Fig. | IF (AV) [A] | VRRM [V] | | | Remarks |
| | | | | 400 | 600 | 800 | |
|  3.0 × φ 2.6(mm) | AX057 | A1 | 1 | | D1N60 | D1N80 |  |
|  7.0 × φ 4.4(mm) | AX10 | A5-1 | 1.7 | | S2V60 | S2V80 | |
|  7.0 × φ 4.4(mm) | AX14 | A7 | 3 | | | S3V100D | |
| | | | 3.5 | | S3V60 | S3V80 | |

Single

| Surface Mount | | | | | | | | | | | | | | | |
|--|------|-----------|--------------------------|-------------|--------------------|----------|------------|----------------------------|-------------------|-----------------------|-----------------|---|--------------|-------------------|------------|
| Package | | Type No. | Absolute Maximum Ratings | | | | | Electrical Characteristics | | | | | Halogen free | Based on AEC-Q101 | Automotive |
| JEDEC Code JEITA Code House Name | Fig. | | VRRM [V] | IF (AV) [A] | Conditions Ta [°C] | IFSM [A] | Tj [°C] | Vf (max) [V] | Conditions IF [A] | Ir (max) Vr=VRRM [μA] | VESD (typ) [kV] | | | | |
| DO-219AA similar M1F | B2 | M1F60 | 600 | 1 | 25 | 25 | 150 | 1.10 | 1 | 10 | — | — | — | — | ○ |
| | | M1FE60 | 600 | 1 | 129 *1 | 30 | 150 | 1.10 | 1 | 10 | 25 | — | — | ○ | ○ |
| | | M1F80 | 800 | 1 | 25 | 25 | 150 | 1.10 | 1 | 10 | — | — | — | — | ○ |
| | | M1FE40 | 400 | 2 | 103 *2 | 25 | 150 | 1.10 | 1 | 10 | — | — | — | — | ○ |
| DO-214AC 1F | B3-1 | D1F60 | 600 | 1 | 25 | 25 | 150 | 1.10 | 1 | 10 | — | — | — | — | ○ |
| | | D1FE60 | 600 | 1 | 126 *1 | 30 | 150 | 1.10 | 1 | 10 | 25 | — | — | ○ | ○ |
| | | LN1F60 *3 | 600 | 1.1 | 25 | 25 | 150 | 1.05 | 0.8 | 10 | — | — | — | — | ○ |
| | | D1F60A | 600 | 1.2 | 25 | 45 | 150 | 0.97 | 1.2 | 10 | — | — | — | — | ○ |
| SC-110B CE | B5-1 | D3CE60V | 600 | 3 | 101 *1 | 50 | 150 | 1.10 | 3 | 10 | — | — | — | — | ○ |
| | | D3CE60VE | 600 | 3.5 | 93 *1 | 60 | -55 to 150 | 1.10 | 3.5 | 10 | 25 | — | — | — | ■ |
| DO-214AA similar M2F | B6 | M2F60 | 600 | 1.2 | 51 | 50 | 150 | 0.97 | 1.2 | 10 | — | — | — | — | ○ |
| | | M3FE40 | 400 | 3 | 76 *1 | 75 | 150 | 1.10 | 3 | 10 | 30 | — | — | — | ○ |
| | | M3F60 | 600 | 3 | 100 *1 | 90 | 150 | 1.05 | 3 | 10 | — | — | — | — | ○ |
| | | M3FE60 | 600 | 3 | 76 *1 | 90 | 150 | 1.05 | 3 | 10 | 25 | — | — | — | ○ |
| 2F | B9-1 | D2F60 | 600 | 1.4 | 25 | 60 | 150 | 1.05 | 1.4 | 10 | — | — | — | — | ○ |
| | | D3F60 | 600 | 3 | 80 *1 | 150 | 150 | 1.05 | 3 | 10 | — | — | — | — | ○ |
| | | D3FE60 | 600 | 3 | 105 *1 | 150 | 150 | 1.05 | 3 | 10 | 25 | — | — | — | ○ |
| | | D4F60 | 600 | 4 | 68 *1 | 200 | 150 | 0.95 | 4 | 10 | — | — | — | — | ○ |
| | | D5FE60 | 600 | 5 | 82 *1 | 300 | 150 | 0.95 | 5 | 10 | 25 | — | — | — | ○ |
| SC-63 E-pack | G1-5 | DE5VE40 | 400 | 5 | 130 *2 | 80 | 150 | 1.00 | 5 | 10 | 30 | — | — | — | ■ |
| TO-277A similar FY | G4 | D10FY60VE | 600 | 10 | 120 *1 | 220 | -55 to 150 | 1.10 | 10 | 10 | 25 | — | — | — | ○ |
| TO-252AA similar FR | G5 | D10FR60V | 600 | 10 | 130 *2 | 200 | -55 to 150 | 1.05 | 10 | 10 | — | — | — | — | ■ |
| | | D15FR60V | 600 | 15 | 125 *2 | 300 | -55 to 150 | 1.05 | 15 | 10 | — | — | — | — | ■ |
| SC-83 similar STO-220 | H1-2 | DF25V60 | 600 | 25 | 136 *2 | 400 | 150 | 1.10 | 25 | 10 | — | — | — | — | ○ |
| SC-83 similar FD | H2-1 | D25FD60V | 600 | 25 | 113 *2 | 450 | 150 | 1.10 | 25 | 10 | — | — | — | — | ○ |


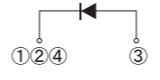
*1 : Tl *2 : Tc *3 : trr(max)=3.5μs ■ : Please contact us.


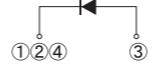
| Axial | | | | | | | | | | | | | | | |
|--|------|----------|--------------------------|-------------|--------------------|----------|---------|----------------------------|-------------------|-----------------------|-----------------|---|--------------|-------------------|------------|
| Package | | Type No. | Absolute Maximum Ratings | | | | | Electrical Characteristics | | | | | Halogen free | Based on AEC-Q101 | Automotive |
| JEDEC Code JEITA Code House Name | Fig. | | VRRM [V] | IF (AV) [A] | Conditions Ta [°C] | IFSM [A] | Tj [°C] | Vf (max) [V] | Conditions IF [A] | Ir (max) Vr=VRRM [μA] | VESD (typ) [kV] | | | | |
| AX057 | A1 | D1N60 | 600 | 1 | 25 | 30 | 150 | 1.05 | 1 | 10 | — | — | — | — | — |
| | | D1N80 | 800 | 1 | 25 | 30 | 150 | 1.05 | 1 | 10 | — | — | — | — | — |
| AX10 | A5-1 | S2V60 | 600 | 1.7 | 40 | 60 | 150 | 1.05 | 1.7 | 10 | — | — | — | — | — |
| | | S2V80 | 800 | 1.7 | 40 | 60 | 150 | 1.05 | 1.7 | 10 | — | — | — | — | — |
| AX14 | A7 | S3V100D | 800 | 3 | 130 *1 | 150 | 150 | 1.05 | 3 | 10 *2 | — | — | — | — | — |
| | | S3V60 | 600 | 3.5 | 40 | 120 | 150 | 1.05 | 2.6 | 10 | — | — | — | — | — |
| | | S3V80 | 800 | 3.5 | 40 | 120 | 150 | 1.05 | 2.6 | 10 | — | — | — | — | — |

*1 : Tl *2 : Vr=1000V


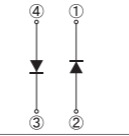


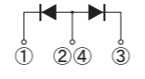
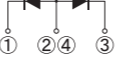
GENERAL RECTIFYING DIODES

Single


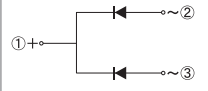
| Two Terminal Type | | | | | | | |
|--|--|------|------------------------|----------------------|---------|-----|---|
| Package | JEDEC Code JEITA Code House Name | Fig. | I _{F(AV)} [A] | V _{RRM} [V] | | | Remarks |
| | | | | 400 | 600 | 800 | |
|  41.0 × 16.0 × 5.0(mm) | TO-247AD — MTO-3PT | K2 | 30 | | S30V60T | |  |

| Three Terminal Type | | | | | | | |
|--|--|------|------------------------|----------------------|---------|-----|---|
| Package | JEDEC Code JEITA Code House Name | Fig. | I _{F(AV)} [A] | V _{RRM} [V] | | | Remarks |
| | | | | 400 | 600 | 800 | |
|  41.0 × 16.0 × 5.0(mm) | TO-247AD — MTO-3PV | K6 | 30 | | S30V80V | |  |

Array

| Surface Mount | | | | | | | |
|--|--|------|------------------------|----------------------|-----------|-----|---|
| Package | JEDEC Code JEITA Code House Name | Fig. | I _{F(AV)} [A] | V _{RRM} [V] | | | Remarks |
| | | | | 400 | 600 | 800 | |
|  10.0 × 6.8 × 2.6(mm) | — — 1NA | C6-2 | 3 | | S1NAD80 | |  |
|  | — SC-83 similar STO-220 | H1-5 | 5 | | DF5VD60 | |  |
| | | | 15 | | DF15VD60 | | |
|  13.2 × 10.2 × 4.7(mm) | — | H1-7 | 16 | | DF16VC60R | |  |

Diode Module

| Diode Module | | | | | | | |
|---|--|------|------------------------|----------------------|---------|-----|---|
| Package | JEDEC Code JEITA Code House Name | Fig. | I _{F(AV)} [A] | V _{RRM} [V] | | | Remarks |
| | | | | 400 | 600 | 800 | |
|  22.3 × 22.3 × 25.0(mm) | — — D30VC | E2 | 30 | | D30VC60 | |  |

Single

| Two Terminal Type | | | | | | | | | | | | | | |
|--|------|----------|--------------------------|------------------------|--------------------------------|----------------------|---------------------|----------------------------|-------------------------------|--|-----------------------------|--------------|-------------------|------------|
| Package | | Type No. | Absolute Maximum Ratings | | | | | Electrical Characteristics | | | | Halogen free | Based on AEC-Q101 | Automotive |
| JEDEC Code JEITA Code House Name | Fig. | | V _{RRM} [V] | I _{F(AV)} [A] | Conditions T _C [°C] | I _{FSM} [A] | T _J [°C] | V _F (max) [V] | Conditions I _F [A] | I _R (max) V _R =V _{RRM} [μA] | V _{ESD} (typ) [kV] | | | |
| TO-247AD — MTO-3PT | K2 | S30V60T | 600 | 30 | 119 | 360 | 150 | 1.1 | 30 | 10 | — | — | — | — |

| Three Terminal Type | | | | | | | | | | | | | | |
|--|------|----------|--------------------------|------------------------|--------------------------------|----------------------|---------------------|----------------------------|-------------------------------|--|-----------------------------|--------------|-------------------|------------|
| Package | | Type No. | Absolute Maximum Ratings | | | | | Electrical Characteristics | | | | Halogen free | Based on AEC-Q101 | Automotive |
| JEDEC Code JEITA Code House Name | Fig. | | V _{RRM} [V] | I _{F(AV)} [A] | Conditions T _C [°C] | I _{FSM} [A] | T _J [°C] | V _F (max) [V] | Conditions I _F [A] | I _R (max) V _R =V _{RRM} [μA] | V _{ESD} (typ) [kV] | | | |
| TO-247AD — MTO-3PV | K6 | S30V80V | 800 | 30 | 131 | 450 | 150 | 1.1 | 30 | 10 | — | — | — | ○ |

Array

| Surface Mount | | | | | | | | | | | | | | |
|--|------|-----------|--------------------------|------------------------|--------------------------------|----------------------|---------------------|----------------------------|-------------------------------|--|-----------------------------|--------------|-------------------|------------|
| Package | | Type No. | Absolute Maximum Ratings | | | | | Electrical Characteristics | | | | Halogen free | Based on AEC-Q101 | Automotive |
| JEDEC Code JEITA Code House Name | Fig. | | V _{RRM} [V] | I _{F(AV)} [A] | Conditions T _C [°C] | I _{FSM} [A] | T _J [°C] | V _F (max) [V] | Conditions I _F [A] | I _R (max) V _R =V _{RRM} [μA] | V _{ESD} (typ) [kV] | | | |
| — — 1NA | C6-2 | S1NAD80 | 800 | 3 | 102 * | 110 | 150 | 1.05 | 0.75 | 10 | — | — | — | — |
| — SC-83 similar STO-220 | H1-5 | DF5VD60 | 600 | 5 | 140 | 140 | 150 | 1.05 | 2.50 | 10 | — | — | — | — |
| | | DF15VD60 | 600 | 15 | 127 | 190 | 150 | 1.05 | 7.50 | 10 | — | — | — | — |
| — | H1-7 | DF16VC60R | 600 | 16 | 124 | 190 | 150 | 1.05 | 8.00 | 10 | — | — | — | — |

* : T_L

Diode Module


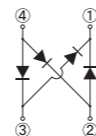





| Diode Module | | | | | | | | | | | | | | |
|--|------|----------|--------------------------|------------------------|--------------------------------|----------------------|---------------------|----------------------------|-------------------------------|--|-----------------------------|--------------|-------------------|------------|
| Package | | Type No. | Absolute Maximum Ratings | | | | | Electrical Characteristics | | | | Halogen free | Based on AEC-Q101 | Automotive |
| JEDEC Code JEITA Code House Name | Fig. | | V _{RRM} [V] | I _{F(AV)} [A] | Conditions T _C [°C] | I _{FSM} [A] | T _J [°C] | V _F (max) [V] | Conditions I _F [A] | I _R (max) V _R =V _{RRM} [μA] | V _{ESD} (typ) [kV] | | | |
| — — D30VC | E2 | D30VC60 | 600 | 30 | 124 | 300 | 150 | 1.05 | 15 | 10 | — | — | — | — |

BRIDGE DIODES


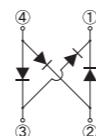




Bridge Diodes are suitable for the rectification of commercial voltage.

Variations are available for various packaging as well as high voltage (Max 1600V), high IFSM, low V_F, and low noise.

Small Bridge Diodes

| Surface Mount | | | | | | | |
|---|--|------|------------------------|-------------------------|-----------|------|---|
| Package | JEDEC Code JEITA Code House Name | Fig. | I _{F(AV)} [A] | V _{RRM} [V] | | | Remarks |
| | | | | 600 | 800 | 1000 | |
|  7.0 × 4.7 × 2.6(mm) | TO-269AA 1Z | C2-1 | 0.8 | S1ZB60 | S1ZB80 | |  |
|  6.2 × 5.15 × 1.45(mm) | SOPA-4 | C1 | 1 | | D1UBA80 | | |
|  10.0 × 6.8 × 2.6(mm) | 1N | C4 | 1 | S1NB60 | S1NB80 | | |
|  10.0 × 6.8 × 2.6(mm) | 1NA | C6-1 | 1 | | S1NBB80 | | |
|  10.0 × 6.8 × 2.6(mm) | 1NA | C6-1 | 1.5 | S1NBC60 | S1NBC80 | | |
|  10.6 × 10.2 × 3.1(mm) | 1W | C8 | 1 | S1WB(A)60 S1WB(A)60B | S1WB(A)80 | | |
| | | | 2 | | S2WB(A)80 | | |

THD (Through Hole Device)

| THD (Through Hole Device) | | | | | | | |
|--|--|------|------------------------|-------------------------|-----------|------|---|
| Package | JEDEC Code JEITA Code House Name | Fig. | I _{F(AV)} [A] | V _{RRM} [V] | | | Remarks |
| | | | | 600 | 800 | 1000 | |
|  3.8 × 4.7 × 2.5(mm) | 1Z | C3 | 0.8 | S1ZB60 | S1ZB80 | |  |
|  6.5 × 6.8 × 2.5(mm) | 1N | C5 | 1 | S1NB60 | S1NB80 | | |
|  6.5 × 6.8 × 2.5(mm) | 1NA | C7 | 1 | | S1NBB80 | | |
|  6.5 × 6.8 × 2.5(mm) | 1NA | C7 | 1.5 | S1NBC60 | S1NBC80 | | |
|  6.2 × 10.2 × 3.0(mm) | 1W | C9 | 1 | S1WB(A)60 S1WB(A)60B | S1WB(A)80 | | |
| | | | 2 | | S2WB(A)80 | | |

Small Bridge Diodes

| Surface Mount | | | | | | | | | | | | | | |
|--|------|------------|------------|--------------------------|------------------------|-----------------------------------|----------------------|---------------------|----------------------------|----------------------------------|---|--------------|----|------------|
| Package | | Type No. | Spec. Code | Absolute Maximum Ratings | | | | | Electrical Characteristics | | | Halogen free | UL | Automotive |
| JEDEC Code JEITA Code House Name | Fig. | | | V _{RRM} [V] | I _{F(AV)} [A] | Conditions T _a [°C] | I _{FSM} [A] | T _J [°C] | V _F (max) [V] | Conditions I _F [A] | I _R (max) V _R =V _{RRM} [μA] | | | |
| TO-269AA | C2-1 | S1ZB60 | -7072 | 600 | 0.8 | 25 | 30 | 150 | 1.05 | 0.4 | 10 | - | - | - |
| 1Z | | S1ZB80 | -7072 | 800 | 0.8 | 25 | 30 | 150 | 1.05 | 0.4 | 10 | - | - | - |
| SOPA-4 | C1 | D1UBA80 | -7062 | 800 | 1 | 25 | 30 | 150 | 0.95 | 0.4 | 10 | - | - | - |
| 1N | C4 | S1NB60 | -7062 | 600 | 1 | 25 | 30 | 150 | 1.05 | 0.5 | 10 | - | - | - |
| 1N | | S1NB80 | -7062 | 800 | 1 | 25 | 30 | 150 | 1.05 | 0.5 | 10 | - | - | - |
| 1NA | C6-1 | S1NBB80 | -7062 | 800 | 1 | 26 | 50 | 150 | 1.05 | 0.5 | 10 | - | - | - |
| 1NA | | S1NBC60 | -7062 | 600 | 1.5 | 105 * | 60 | 150 | 1.05 | 0.75 | 10 | - | - | - |
| 1NA | C6-1 | S1NBC80 | -7062 | 800 | 1.5 | 105 * | 60 | 150 | 1.05 | 0.75 | 10 | - | - | - |
| 1W | C8 | S1WB(A)60 | -7062 | 600 | 1 | 25 | 30 | 150 | 1.00 | 0.5 | 10 | - | - | - |
| 1W | | S1WB(A)60B | -7062 | 600 | 1 | 25 | 50 | 150 | 1.00 | 0.5 | 10 | - | - | - |
| 1W | | S1WB(A)80 | -7062 | 800 | 1 | 25 | 30 | 150 | 1.00 | 0.5 | 10 | - | - | - |
| 1W | C8 | S2WB(A)80 | -7062 | 800 | 2 | 112 * | 50 | -40 to 150 | 1.05 | 1 | 10 | - | - | - |

* : Tl





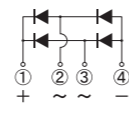



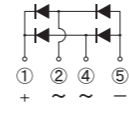

THD (Through Hole Device)

| THD (Through Hole Device) | | | | | | | | | | | | | | |
|--|------|------------|------------|--------------------------|------------------------|-----------------------------------|----------------------|---------------------|----------------------------|----------------------------------|---|--------------|----|------------|
| Package | | Type No. | Spec. Code | Absolute Maximum Ratings | | | | | Electrical Characteristics | | | Halogen free | UL | Automotive |
| JEDEC Code JEITA Code House Name | Fig. | | | V _{RRM} [V] | I _{F(AV)} [A] | Conditions T _a [°C] | I _{FSM} [A] | T _J [°C] | V _F (max) [V] | Conditions I _F [A] | I _R (max) V _R =V _{RRM} [μA] | | | |
| 1Z | C3 | S1ZB60 | -7101 | 600 | 0.8 | 25 | 30 | 150 | 1.05 | 0.4 | 10 | - | - | - |
| 1Z | | S1ZB80 | -7101 | 800 | 0.8 | 25 | 30 | 150 | 1.05 | 0.4 | 10 | - | - | - |
| 1N | C5 | S1NB60 | -7101 | 600 | 1 | 25 | 30 | 150 | 1.05 | 0.5 | 10 | - | - | - |
| 1N | | S1NB80 | -7101 | 800 | 1 | 25 | 30 | 150 | 1.05 | 0.5 | 10 | - | - | - |
| 1NA | C7 | S1NBB80 | -7101 | 800 | 1 | 26 | 50 | 150 | 1.05 | 0.5 | 10 | - | - | - |
| 1NA | | S1NBC60 | -7101 | 600 | 1.5 | 105 * | 60 | 150 | 1.05 | 0.75 | 10 | - | - | - |
| 1NA | C7 | S1NBC80 | -7101 | 800 | 1.5 | 105 * | 60 | 150 | 1.05 | 0.75 | 10 | - | - | - |
| 1W | C9 | S1WB(A)60 | -7101 | 600 | 1 | 25 | 30 | 150 | 1.00 | 0.5 | 10 | - | - | - |
| 1W | | S1WB(A)60B | -7101 | 600 | 1 | 25 | 50 | 150 | 1.00 | 0.5 | 10 | - | - | - |
| 1W | | S1WB(A)80 | -7101 | 800 | 1 | 25 | 30 | 150 | 1.00 | 0.5 | 10 | - | - | - |
| 1W | C9 | S2WB(A)80 | -7101 | 800 | 2 | 112 * | 50 | -40 to 150 | 1.05 | 1 | 10 | - | - | - |

* : Tl


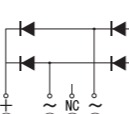
BRIDGE DIODES

SIP (Single In-line Package) Bridge Diodes

| THD (Through Hole Device) | | | | | | | |
|--|--|------|------------------------|------------------------------|------------------|----------|---|
| Package | JEDEC Code JEITA Code House Name | Fig. | I _{F(AV)} [A] | V _{RRM} [V] | | | Remarks |
| | | | | 600 | 800 | 1000 | |
|  24.0 × 13.8 × 3.1(mm) | — — D3K | D1 | 2 | | UD2KB80 | | |
| | | | 3 | | UD3KB80 | | |
| | | | 4 | | UD4KB80 | | |
| | | | 6 | | UD6KBA80 | | |
| | | | 8 | | UD8KBA80 | | |
|  24.5 × 20.0 × 3.5(mm) | — — 2S | D2 | 1.5 | D2SBA60 D2SB60 | | | |
| | | | 2 | D2SB60A | | | |
|  25.2 × 25.0 × 4.2(mm) | — — JB | D5 | 6 | D6JBB60V | D6JBB80V | | |
| | | | 8 | D8JBB60V | D8JBB80V | | |
| | | | 10 | D10JBB60V | D10JBB80V | | |
|  32.5 × 25.0 × 4.6(mm) | — — 3S | D3 | 4 | D3SBA60 D3SB60 D4SB60L | D3SB80 D4SB80 | |  |
| | | | 10 | D10XB60 D10XB60H | D10XB80 | | |
|  29.4 × 29.0 × 4.6(mm) | — — JA | D6 | 15 | D15JAB60V | D15JAB80V | | |
| | | | 25 | D25JAB60V | D25JAB80V | | |
|  37.5 × 30.0 × 4.6(mm) | — — 5S | D4 | 6 | D5SBA60 D5SB60 D6SB60L | D5SB80 D6SB80 | | |
| | | | 15 | D15XB60 D15XB60H | D15XB80 | D15XB100 | |
| | | | 20 | D20XB60 | D20XB80 | | |
| | | | 25 | D25XB60 | D25XB80 | D25XB100 | |
|  47.0 × 45.7 × 7.5(mm) | — — TSB(4pin) | D7 | 50 | | D50XB80 | |  |
| | | | 50 | | D50JCB80V | | |
|  47.0 × 45.7 × 7.5(mm) | — — JC(4pin) | | | | | | |

■ : New product

DIP (Dual In-line Package) Bridge Diode

| Package | JEDEC Code JEITA Code House Name | Fig. | I _{F(AV)} [A] | V _{RRM} [V] | | | Remarks |
|--|--|-------|------------------------|----------------------|-----------|------|---|
| | | | | 600 | 800 | 1000 | |
|  47.0 × 45.7 × 7.5(mm) | — — JH | D10-1 | 70 | | D70JHB80V | |  |

SIP (Single In-line Package) Bridge Diodes

| THD (Through Hole Device) | | | | | | | | | | | | | |
|--|------|-----------|--------------------------|---------------------------|--------------------------------------|-------------------------|------------------------|--------------------------------|-------------------------------------|---|--------------|----|------------|
| Package | | Type No. | Absolute Maximum Ratings | | | | | Electrical Characteristics | | | Halogen free | UL | Automotive |
| JEDEC Code JEITA Code House Name | Fig. | | V _{RRM} [V] | I _{F(AV)} [A] | Conditions T _C [°C] | I _{FSM} [A] | T _J [°C] | V _F (max) [V] | Conditions I _F [A] | I _R (max) V _R =V _{RRM} [μA] | | | |
| — — D3K | D1 | UD2KB80 | 800 | 2 | 143 | 62 | 150 | 1.05 | 1 | 10 | — | UL | — |
| | | UD3KB80 | 800 | 3 | 140 | 90 | 150 | 1.05 | 1.5 | 10 | — | UL | — |
| | | UD4KB80 | 800 | 4 | 138 | 135 | 150 | 1.00 | 2 | 10 | — | UL | — |
| | | UD6KBA80 | 800 | 6 | 131 | 135 | 150 | 1.05 | 3 | 10 | — | UL | — |
| | | UD8KBA80 | 800 | 8 | 126 | 165 | 150 | 1.05 | 4 | 10 | — | UL | — |
| — — 2S | D2 | D2SBA60 | 600 | 1.5 | 25 *1 | 60 | 150 | 1.05 | 0.75 | 10 | — | — | — |
| | | D2SB60 | 600 | 1.5 | 25 *1 | 80 | 150 | 1.05 | 0.75 | 10 | — | — | — |
| | | D2SB60A | 600 | 2 | 115 *2 | 120 | 150 | 0.95 | 1 | 10 | — | — | — |
| — — JB | D5 | D6JBB60V | 600 | 6 | 131 | 100 | 150 | 1.05 | 3 | 10 | — | UL | — |
| | | D6JBB80V | 800 | 6 | 131 | 100 | 150 | 1.05 | 3 | 10 | — | UL | — |
| | | D8JBB60V | 600 | 8 | 130 | 130 | 150 | 1.05 | 4 | 10 | — | UL | — |
| | | D8JBB80V | 800 | 8 | 130 | 130 | 150 | 1.05 | 4 | 10 | — | UL | — |
| | | D10JBB60V | 600 | 10 | 129 | 150 | 150 | 1.05 | 5 | 10 | — | UL | — |
| — — 3S | D3 | D3SBA60 | 600 | 4 | 108 | 80 | 150 | 1.05 | 2 | 10 | — | UL | — |
| | | D3SB60 | 600 | 4 | 108 | 120 | 150 | 1.05 | 2 | 10 | — | UL | — |
| | | D4SB60L | 600 | 4 | 111 | 150 | 150 | 0.95 | 2 | 10 | — | UL | — |
| | | D3SB80 | 800 | 4 | 108 | 120 | 150 | 1.05 | 2 | 10 | — | UL | — |
| | | D4SB80 | 800 | 4 | 108 | 150 | 150 | 0.95 | 2 | 10 | — | UL | — |
| | | D10XB60 | 600 | 10 | 100 | 120 | 150 | 1.10 | 5 | 10 | — | UL | — |
| | | D10XB60H | 600 | 10 | 112 | 170 | 150 | 1.05 | 5 | 10 | — | UL | — |
| | | D10XB80 | 800 | 10 | 100 | 120 | 150 | 1.10 | 5 | 10 | — | UL | — |
| | | D15JAB60V | 600 | 15 | 110 | 200 | 150 | 1.05 | 7.5 | 10 | — | UL | — |
| | | D15JAB80V | 800 | 15 | 110 | 200 | 150 | 1.05 | 7.5 | 10 | — | UL | — |
| — — JA | D6 | D25JAB60V | 600 | 25 | 107 | 350 | 150 | 1.05 | 12.5 | 10 | — | UL | — |
| | | D25JAB80V | 800 | 25 | 107 | 350 | 150 | 1.05 | 12.5 | 10 | — | UL | — |
| | | D5SBA60 | 600 | 6 | 111 | 120 | 150 | 1.05 | 3 | 10 | — | UL | — |
| | | D5SB60 | 600 | 6 | 110 | 170 | 150 | 1.05 | 3 | 10 | — | UL | — |
| | | D6SB60L | 600 | 6 | 112 | 170 | 150 | 1.05 | 3 | 10 | — | UL | — |
| | | D5SB80 | 800 | 6 | 110 | 170 | 150 | 1.05 | 3 | 10 | — | UL | — |
| | | D6SB80 | 800 | 6 | 110 | 170 | 150 | 1.05 | 3 | 10 | — | UL | — |
| | | D15XB60 | 600 | 15 | 100 | 200 | 150 | 1.10 | 7.5 | 10 | — | UL | — |
| | | D15XB60H | 600 | 15 | 107 | 240 | 150 | 1.05 | 7.5 | 10 | — | UL | — |
| | | D15XB80 | 800 | 15 | 100 | 200 | 150 | 1.10 | 7.5 | 10 | — | UL | — |
| | | D15XB100 | 1000 | 15 | 110 | 200 | 150 | 1.10 | 7.5 | 10 | — | UL | — |
| | | D20XB60 | 600 | 20 | 87 | 240 | 150 | 1.10 | 10 | 10 | — | UL | — |
| | | D20XB80 | 800 | 20 | 87 | 240 | 150 | 1.10 | 10 | 10 | — | UL | — |
| | | D25XB60 | 600 | 25 | 98 | 350 | 150 | 1.05 | 12.5 | 10 | — | UL | ■ |
| | | D25XB80 | 800 | 25 | 98 | 350 | 150 | 1.05 | 12.5 | 10 | — | UL | ■ |
| | | D25XB100 | 1000 | 25 | 106 | 350 | 150 | 1.05 | 12.5 | 10 | — | UL | — |
| ■ D35XB80 | 800 | 35 | 93 | 603 *3 | -55 to 150 | 1.05 | 17.5 | 10 | — | UL | — | | |
| — — TSB(4pin) | D7 | D50XB80 | 800 | 50 | 95 | 600 | 150 | 1.05 | 25 | 10 | — | UL | — |
| | | D50JCB80V | 800 | 50 | 94 | 600 | 150 | 1.05 | 25 | 10 | — | UL | ■ |


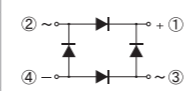






■ : New product *1 : T_a *2 : T_l *3 : 60Hz ■ : Please contact us. UL : UL recognized (UL File No. E142422)

DIP (Dual In-line Package) Bridge Diode


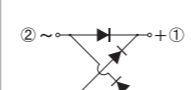



| THD (Through Hole Device) | | | | | | | | | | | | | |
|--|-------|-----------|--------------------------|---------------------------|--------------------------------------|-------------------------|------------------------|--------------------------------|-------------------------------------|---|--------------|----|------------|
| Package | | Type No. | Absolute Maximum Ratings | | | | | Electrical Characteristics | | | Halogen free | UL | Automotive |
| JEDEC Code JEITA Code House Name | Fig. | | V _{RRM} [V] | I _{F(AV)} [A] | Conditions T _C [°C] | I _{FSM} [A] | T _J [°C] | V _F (max) [V] | Conditions I _F [A] | I _R (max) V _R =V _{RRM} [μA] | | | |
| — — JH | D10-1 | D70JHB80V | 800 | 70 | 99 | 500 | -55 to 150 | 1.1 | 35 | 10 | — | — | — |

BRIDGE DIODES

SQIP (Square In-line Package) Bridge Diodes


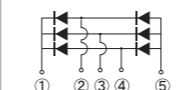




| Package | JEDEC Code JEITA Code House Name | Fig. | I _{F(AV)} [A] | V _{RRM} [V] | | | Remarks |
|--|--|------|------------------------|----------------------|---------|------|---|
| | | | | 600 | 800 | 1000 | |
|  13.0 × 13.0 × 27.5(mm) | — S2VB | E3 | 2 | S2VB60 | | |  |
|  17.0 × 17.0 × 32.5(mm) | — S4VB | E4 | 4 | S4VB60 | | | |
|  25.0 × 25.0 × 32.5(mm) | — S5VB | E5 | 6 | S5VB60 | | | |
|  22.0 × 22.0 × 32.5(mm) | — S10VB | E6 | 10 | S10VB60 | | | |
|  26.5 × 26.5 × 25.0(mm) | — S15VB | E7 | 15 | S15VB60 | | | |
|  32.0 × 32.0 × 25.0(mm) | — S25VB | E8 | 25 | S25VB60 | S25VB80 | | |
|  36.0 × 36.0 × 24.0(mm) | — S50VB | E9 | 50 | S50VB60 | S50VB80 | | |

Input/Output In-line Terminal Type

| Package | JEDEC Code JEITA Code House Name | Fig. | I _{F(AV)} [A] | V _{RRM} [V] | | | Remarks |
|--|--|------|------------------------|----------------------|---------|------|---|
| | | | | 600 | 800 | 1000 | |
|  17.0 × 17.0 × 31.0(mm) | — S3WB | E10 | 2.3 | S3WB60 | | |  |
|  22.5 × 22.5 × 32.5(mm) | — S10WB | E11 | 10 | S10WB60 | | | |
|  26.5 × 26.5 × 32.5(mm) | — S15WB | E12 | 15 | S15WB60 | | | |
|  32.5 × 32.5 × 32.5(mm) | — S20WB | E13 | 20 | S20WB60 | S20WB80 | | |

3 Phase Bridge Diodes

THD (Through Hole Device)

| Package | JEDEC Code JEITA Code House Name | Fig. | I _{F(AV)} [A] | V _{RRM} [V] | | | Remarks |
|---|--|-------|------------------------|----------------------|-------------|---|---|
| | | | | 800 | 1200 | 1600 | |
|  47.0 × 45.7 × 7.5(mm) | — TSB(5pin) | D8 | 30 | D30XT80 | | |  |
| | | | 45 | D45XT80 | | D45XT160 | |
|  47.0 × 45.7 × 7.5(mm) | — JC(5pin) | | 30 | | D30JCT120V | | |
| | | | 45 | | D45JCT120V | D45JCT160V | |
|  47.0 × 45.7 × 7.5(mm) | — JF | D9 | 75 | D75JFT80V | | | |
|  47.0 × 45.7 × 7.5(mm) | — JH | D10-2 | 100 | D100JHT80V | D100JHT120V |  D100JHT160V | |

 : New product


SQIP (Square In-line Package) Bridge Diodes

| Package | | Type No. | Absolute Maximum Ratings | | | | | Electrical Characteristics | | | Halogen free | UL | Automotive |
|--|------|----------|--------------------------|------------------------|-----------------------------------|----------------------|---------------------|----------------------------|----------------------------------|---|--------------|----|------------|
| JEDEC Code JEITA Code House Name | Fig. | | V _{RRM} [V] | I _{F(AV)} [A] | Conditions T _C [°C] | I _{FSM} [A] | T _J [°C] | V _F (max) [V] | Conditions I _F [A] | I _R (max) V _R =V _{RRM} [μA] | | | |
| — S2VB | E3 | S2VB60 | 600 | 2 *1 | 40 | 40 | 150 | 1.05 | 1 | 10 | — | — | — |
| — S4VB | E4 | S4VB60 | 600 | 4 | 40 | 80 | 150 | 1.05 | 2 | 10 | — | — | — |
| — S5VB | E5 | S5VB60 | 600 | 6 | 40 | 200 | 150 | 1.05 | 3 | 10 | — | — | — |
| — S10VB | E6 | S10VB60 | 600 | 10 | 40 | 200 | 150 | 1.05 | 5 | 10 | — | — | — |
| — S15VB | E7 | S15VB60 | 600 | 15 | 83 *2 | 200 | 150 | 1.05 | 7.5 | 10 | — | — | — |
| — S25VB | E8 | S25VB60 | 600 | 25 | 85 *2 | 400 | 150 | 1.05 | 12.5 | 10 | — | — | — |
| — S25VB80 | | S25VB80 | 800 | 25 | 85 *2 | 400 | 150 | 1.05 | 12.5 | 10 | — | — | — |
| — S50VB | E9 | S50VB60 | 600 | 50 | 95 *2 | 500 | 150 | 1.05 | 25 | 10 | — | — | — |
| — S50VB80 | | S50VB80 | 800 | 50 | 95 *2 | 500 | 150 | 1.05 | 25 | 10 | — | — | — |

*1 : Without heatsink *2 : T_C  : UL recognized (UL File No. E142422)











Input/Output In-line Terminal Type

| Package | | Type No. | Absolute Maximum Ratings | | | | | Electrical Characteristics | | | Halogen free | UL | Automotive |
|--|------|----------|--------------------------|------------------------|-----------------------------------|----------------------|---------------------|----------------------------|----------------------------------|---|--------------|----|------------|
| JEDEC Code JEITA Code House Name | Fig. | | V _{RRM} [V] | I _{F(AV)} [A] | Conditions T _C [°C] | I _{FSM} [A] | T _J [°C] | V _F (max) [V] | Conditions I _F [A] | I _R (max) V _R =V _{RRM} [μA] | | | |
| — S3WB | E10 | S3WB60 | 600 | 2.3 | 40 * | 120 | 150 | 1.05 | 2 | 10 | — | — | — |
| — S10WB | E11 | S10WB60 | 600 | 10 | 74 | 170 | 150 | 1.05 | 5 | 10 | — | — | — |
| — S15WB | E12 | S15WB60 | 600 | 15 | 77 | 200 | 150 | 1.05 | 7.5 | 10 | — | — | — |
| — S20WB | E13 | S20WB60 | 600 | 20 | 76 | 500 | 150 | 1.05 | 10 | 10 | — | — | — |
| — S20WB80 | | S20WB80 | 800 | 20 | 76 | 500 | 150 | 1.05 | 10 | 10 | — | — | — |

* : T_a  : UL recognized (UL File No. E142422)

3 Phase Bridge Diodes

THD (Through Hole Device)


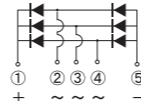





| Package | | Type No. | Absolute Maximum Ratings | | | | | Electrical Characteristics | | | Halogen free | UL | Automotive |
|--|------------|---|--------------------------|------------------------|-----------------------------------|----------------------|---------------------|----------------------------|----------------------------------|---|---|---|------------|
| JEDEC Code JEITA Code House Name | Fig. | | V _{RRM} [V] | I _{F(AV)} [A] | Conditions T _C [°C] | I _{FSM} [A] | T _J [°C] | V _F (max) [V] | Conditions I _F [A] | I _R (max) V _R =V _{RRM} [μA] | | | |
| — TSB(5pin) | D8 | D30XT80 | 800 | 30 | 117 | 300 | 150 | 1.05 | 10 | 10 | — |  | — |
| | | D45XT80 | 800 | 45 | 101 | 400 | 150 | 1.05 | 15 | 10 | — |  | — |
| | | D45XT160 | 1600 | 45 | 97 | 360 * | 150 | 1.05 | 15 | 100 | — |  | — |
| — JC(5pin) | | D30JCT120V | 1200 | 30 | 116 | 300 | 150 | 1.05 | 10 | 10 | — |  | — |
| | | D45JCT120V | 1200 | 45 | 99 | 450 | 150 | 1.05 | 15 | 10 | — |  | — |
| | D45JCT160V | 1600 | 45 | 97 | 450 | 150 | 1.05 | 15 | 10 | — |  | — | |
| — JF | D9 | D75JFT80V | 800 | 75 | 109 | 400 | 150 | 1.05 | 25 | 10 | — | — | — |
| — JH | D10-2 | D100JHT80V | 800 | 100 | 99 | 500 | -55 to 150 | 1.10 | 35 | 10 | — |  | — |
| | | D100JHT120V | 1200 | 100 | 92 | 450 | -55 to 150 | 1.17 | 35 | 10 | — |  | — |
| | |  D100JHT160V | 1600 | 100 | 92 | 540 | -55 to 150 | 1.15 | 35 | 10 | — |  | — |

 : New product * : 60Hz  : UL recognized (UL File No. E142422)

BRIDGE DIODES


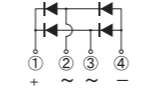

| Series | Feature |
|--------|---------------------------|
| S | Evenly balanced Vf and Ir |
| N | Low Vf, High Voltage |
| K | Low Vf |

3 Phase Bridge Diodes


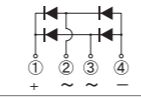

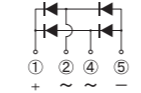
| Package | JEDEC Code JEITA Code House Name | Fig. | IF (AV) [A] | VRRM [V] | | | Remarks |
|---|--|------|-------------|-----------------|---------------|-----------------|---|
| | | | | 600 | 800 | 1600 | |
|  36.0 × 36.0 × 24.0(mm) | — — SVT | E15 | 10 | S10VT60 | S10VT80 | |  |
| | | | 15 | S15VT60 | S15VT80 | | |
| | | | 20 | S20VT60 | S20VT80 | | |
| | | | 30 | S30VT60 | S30VT80 | S30VT160 | |
|  36.0 × 36.0 × 23.0(mm) | — — SVTA | E14 | 10 | S10VTA60 | S10VTA80 | | |
| | | | 15 | S15VTA60 | S15VTA80 | | |
| | | | 20 | S20VTA60 | S20VTA80 | | |
| | | | 30 | S30VTA60 | S30VTA80 | S30VTA160 | |
|  89.0 × 50.0 × 16.6(mm) | — — MG038 | F7 | 150 | | MG038B150080A | ★ MG038D150160A | |
| | | | 200 | | MG038A200080A | ★ MG038C200160A | |
|  84.5 × 46.0 × 17.0(mm) | — — MG060 | F9 | 100 | ★ MG060C100080A | | |  |
|  91.0 × 52.0 × 17.0(mm) | — — MG061 | F10 | 150 | ★ MG061A150080A | | | |
| | | | 200 | ★ MG061B200080A | | | |

■ : New product ★ : Under development

High Speed Bridge Diodes (SBD)

| THD (Through Hole Device) | | | | | | | |
|--|--|------|-------------|----------|---------|----------|---|
| Package | JEDEC Code JEITA Code House Name | Fig. | IF (AV) [A] | VRRM [V] | | | Remarks |
| | | | | 40 | 60 | 200 | |
|  32.5 × 25.0 × 4.6(mm) | — — 3S | D3 | 4 | D4SBS4 | D4SBS6 | D4SBN20 |  |
| | | | 10 | D10SBS4 | | | |
| | | | 15 | | D15XBS6 | | |
|  37.5 × 30.0 × 4.6(mm) | — — 5S | D4 | 6 | | | D6SBN20 | |
| | | | 15 | | | D15XBN20 | |
| | | | 20 | | D20XBS6 | | |
| | | | 30 | | | D30XBN20 | |

High Speed Bridge Diodes (FRD)

| THD (Through Hole Device) | | | | | | | |
|--|--|------|-------------|------------|-----|------|---|
| Package | JEDEC Code JEITA Code House Name | Fig. | IF (AV) [A] | VRRM [V] | | | Remarks |
| | | | | 200 | 400 | 1000 | |
|  32.5 × 25.0 × 4.6(mm) | — — 3S | D3 | 4 | D4SBL20U | | |  |
|  47.0 × 45.7 × 7.5(mm) | — — JC(4pin) | D7 | 30 | D30JCB100K | | |  |

3 Phase Bridge Diodes

| Package | | Fig. | Type No. | Absolute Maximum Ratings | | | | Electrical Characteristics | | | Halogen free | UL | Automotive |
|--|----------|-----------------|----------|--------------------------|--------------------|----------|---------|----------------------------|-------------------|-----------------------|--------------|-----------------|------------|
| JEDEC Code JEITA Code House Name | VRRM [V] | | | IF (AV) [A] | Conditions Tc [°C] | IFSM [A] | Tj [°C] | Vf (max) [V] | Conditions IF [A] | Ir (max) Vr=VRRM [μA] | | | |
| — — SVT | E15 | S10VT60 | 600 | 10 | 137 | 170 | 150 | 1.05 | 3.5 | 10 | — | — | — |
| | | S10VT80 | 800 | 10 | 137 | 150 | 150 | 1.05 | 3.5 | 10 | — | — | — |
| | | S15VT60 | 600 | 15 | 132 | 200 | 150 | 1.05 | 5 | 10 | — | — | — |
| | | S15VT80 | 800 | 15 | 132 | 200 | 150 | 1.05 | 5 | 10 | — | — | — |
| | | S20VT60 | 600 | 20 | 128 | 300 | 150 | 1.05 | 7 | 10 | — | — | — |
| | | S20VT80 | 800 | 20 | 128 | 300 | 150 | 1.05 | 7 | 10 | — | — | — |
| | | S30VT60 | 600 | 30 | 121 | 400 | 150 | 1.05 | 10 | 10 | — | — | — |
| | | S30VT80 | 800 | 30 | 121 | 400 | 150 | 1.05 | 10 | 10 | — | UL | — |
| | | S30VT160 | 1600 | 30 | 116 | 350 | 150 | 1.05 | 10 | 100 | — | — | — |
| | | — — SVTA | E14 | S10VTA60 | 600 | 10 | 137 | 170 | 150 | 1.05 | 3.5 | 10 | — |
| S10VTA80 | 800 | | | 10 | 137 | 150 | 150 | 1.05 | 3.5 | 10 | — | — | — |
| S15VTA60 | 600 | | | 15 | 132 | 200 | 150 | 1.05 | 5 | 10 | — | — | — |
| S15VTA80 | 800 | | | 15 | 132 | 200 | 150 | 1.05 | 5 | 10 | — | — | — |
| S20VTA60 | 600 | | | 20 | 128 | 300 | 150 | 1.05 | 7 | 10 | — | — | — |
| S20VTA80 | 800 | | | 20 | 128 | 300 | 150 | 1.05 | 7 | 10 | — | — | — |
| S30VTA60 | 600 | | | 30 | 121 | 400 | 150 | 1.05 | 10 | 10 | — | — | — |
| S30VTA80 | 800 | | | 30 | 121 | 400 | 150 | 1.05 | 10 | 10 | — | — | — |
| S30VTA160 | 1600 | | | 30 | 116 | 350 | 150 | 1.05 | 10 | 100 | — | — | — |
| — — MG038 | F7 | | | ■ MG038B150080A | 800 | 150 | 125 | 2350 | 150 | 1.05 | 50 | 10 | ○ |
| | | ★ MG038D150160A | 1600 | 150 | 125 | 2350 | 150 | 1.05 | 50 | 10 | ○ | UL | — |
| | | ■ MG038A200080A | 800 | 200 | 125 | 2750 | 150 | 1.05 | 67 | 10 | ○ | UL | — |
| | | ★ MG038C200160A | 1600 | 200 | 125 | 2750 | 150 | 1.05 | 67 | 10 | ○ | UL | — |
| — — MG060 | F9 | ★ MG060C100080A | 800 | 100 | 125 | 1700 | 150 | 1.05 | 34 | 10 | ○ | to be certified | — |
| — — MG061 | F10 | ★ MG061A150080A | 800 | 150 | 125 | 2350 | 150 | 1.05 | 50 | 10 | ○ | to be certified | — |
| | | ★ MG061B200080A | 800 | 200 | 124 | 2750 | 150 | 1.05 | 67 | 10 | ○ | to be certified | — |

■ : New product ★ : Under development UL : UL recognized (UL File No. E142422)

High Speed Bridge Diodes (SBD)

| THD (Through Hole Device) | | | | | | | | | | | | | | |
|--|----------|----------|----------|--------------------------|--------------------|----------|---------|----------------------------|-------------------|-----------------------|--------------|----|------------|----------|
| Package | | Fig. | Type No. | Absolute Maximum Ratings | | | | Electrical Characteristics | | | Halogen free | UL | Automotive | Remarks |
| JEDEC Code JEITA Code House Name | VRRM [V] | | | IF (AV) [A] | Conditions Tc [°C] | IFSM [A] | Tj [°C] | Vf (max) [V] | Conditions IF [A] | Ir (max) Vr=VRRM [μA] | | | | |
| — — 3S | D3 | D4SBS4 | 40 | 4 | 116 | 60 | 150 | 0.55 | 2 | 2mA | — | — | — | S series |
| | | D4SBS6 | 60 | 4 | 114 | 60 | 150 | 0.62 | 2 | 2mA | — | — | — | S series |
| | | D4SBN20 | 200 | 4 | 103 | 60 | 150 | 0.90 | 2 | 1.5 | — | — | — | N series |
| | | D10SBS4 | 40 | 10 | 67 | 100 | 150 | 0.55 | 5 | 3.5mA | — | — | — | S series |
| | | D15XBS6 | 60 | 15 | 59 | 150 | 150 | 0.63 | 7.5 | 6.0mA | — | — | — | S series |
| | | D6SBN20 | 200 | 6 | 110 | 120 | 150 | 0.90 | 3 | 2 | — | — | — | N series |
| — — 5S | D4 | D15XBN20 | 200 | 15 | 106 | 200 | 150 | 0.90 | 7.5 | 5 | — | — | — | N series |
| | | D20XBS6 | 60 | 20 | 100 | 200 | 150 | 0.63 | 10 | 8.0mA | — | — | — | S series |
| | | D30XBN20 | 200 | 30 | 91 | 350 | 150 | 0.90 | 15 | 10 | — | — | — | N series |


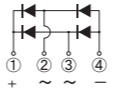
High Speed Bridge Diodes (FRD)

| THD (Through Hole Device) | | | | | | | | | | | | | | |
|--|----------|------------|----------|--------------------------|--------------------|----------|---------|----------------------------|-------------------|-----------------------|--------------|----|------------|----------|
| Package | | Fig. | Type No. | Absolute Maximum Ratings | | | | Electrical Characteristics | | | Halogen free | UL | Automotive | Remarks |
| JEDEC Code JEITA Code House Name | VRRM [V] | | | IF (AV) [A] | Conditions Tc [°C] | IFSM [A] | Tj [°C] | Vf (max) [V] | Conditions IF [A] | Ir (max) Vr=VRRM [μA] | | | | |
| — — 3S | D3 | D4SBL20U | 200 | 4 | 108 | 80 | 150 | 0.98 | 2 | 10 | — | — | — | |
| — — JC(4pin) | D7 | D30JCB100K | 1000 | 30 | 90 | 450 | 150 | 1.90 | 15 | 10 | — | UL | ○ | K series |

UL : UL recognized (UL File No. E142422)


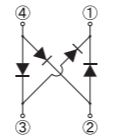
BRIDGE DIODES


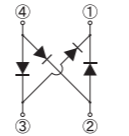

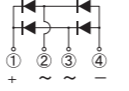

Low Vf Bridge Diodes

| THD (Through Hole Device) | | | | | | | |
|--|--|------|-------------|------------------------|-----|------|---|
| Package | JEDEC Code JEITA Code House Name | Fig. | If (AV) [A] | VRRM [V] | | | Remarks |
| | | | | 600 | 800 | 1000 | |
|  37.5 × 30.0 × 4.6(mm) | — — 5S | D4 | 15 | LL15XB60 | | |  |
| | | | 25 | LL25XB60 ★ LK25XB60 | | | |

★ : Under development

Low Noise Bridge Diodes

| Surface Mount | | | | | | | |
|--|--|------|-------------|----------|-----|------|---|
| Package | JEDEC Code JEITA Code House Name | Fig. | If (AV) [A] | VRRM [V] | | | Remarks |
| | | | | 600 | 800 | 1000 | |
|  10.6 × 10.2 × 3.1(mm) | — — 1W | C8 | 1.1 | LN1WBA60 | | |  |

| THD (Through Hole Device) | | | | | | | |
|--|--|------|-------------|-----------------------|-----|------|---|
| Package | JEDEC Code JEITA Code House Name | Fig. | If (AV) [A] | VRRM [V] | | | Remarks |
| | | | | 600 | 800 | 1000 | |
|  6.2 × 10.2 × 3.0(mm) | — — 1W | C9 | 1.1 | LN1WBA60 | | |  |
|  32.5 × 25.0 × 4.6(mm) | — — 3S | D3 | 4 | LN4SB60 | | |  |
|  37.5 × 30.0 × 4.6(mm) | — — 5S | D4 | 6 | LN6SB60 | | | |
| | | | 15 | LN15XB60 LN15XB60H | | | |
| | | | 25 | LN25XB60 | | | |

Low Vf Bridge Diodes

| THD (Through Hole Device) | | | | | | | | | | | | | | |
|--|------|------------|--------------------------|-------------|--------------------|----------|------------|----------------------------|-------------------|-----------------------|----------------|--------------|----|------------|
| Package | | Type No. | Absolute Maximum Ratings | | | | | Electrical Characteristics | | | | Halogen free | UL | Automotive |
| JEDEC Code JEITA Code House Name | Fig. | | VRRM [V] | If (AV) [A] | Conditions Tc [°C] | IfSM [A] | Tj [°C] | Vf (max) [V] | Conditions If [A] | Ir (max) Vr=VRRM [μA] | trr (max) [μs] | | | |
| — — 5S | D4 | LL15XB60 | 600 | 15 | 124 | 200 | 150 | 0.90 | 7.5 | 10 | 3 | — | UL | — |
| | | LL25XB60 | 600 | 25 | 113 | 300 | 150 | 0.92 | 12.5 | 10 | 3 | — | UL | ■ |
| | | ★ LK25XB60 | 600 | 25 | 114 | 603 * | -55 to 150 | 0.95 | 12.5 | 10 | 5 | — | UL | — |

★ : Under development * : 60Hz ■ : Please contact us. UL : UL recognized (UL File No. E142422)

Low Noise Bridge Diodes

| Surface Mount-THD (Through Hole Device) | | | | | | | | | | | | | | | |
|---|--------------------|-----------|--------------------------|-------------|--------------------|----------|---------|----------------------------|-------------------|-----------------------|----------------|----|--------------|------------|----------------------|
| Package | | Type No. | Absolute Maximum Ratings | | | | | Electrical Characteristics | | | | UL | Halogen free | Automotive | Remarks |
| JEDEC Code JEITA Code House Name | Fig. | | VRRM [V] | If (AV) [A] | Conditions Tc [°C] | IfSM [A] | Tj [°C] | Vf (max) [V] | Conditions If [A] | Ir (max) Vr=VRRM [μA] | trr (max) [μs] | | | | |
| — — 1W | C8(SMD) C9(DIP) | LN1WBA60 | 600 | 1.1 | 25 * | 50 | 150 | 1.00 | 0.55 | 10 | 5 | — | — | — | SMD-7072 DIP-7101 |
| — — 3S | D3 | LN4SB60 | 600 | 4 | 111 | 150 | 150 | 0.95 | 2 | 10 | 5 | UL | — | — | |
| — — 5S | D4 | LN6SB60 | 600 | 6 | 111 | 170 | 150 | 1.05 | 3 | 10 | 5 | UL | — | — | |
| | | LN15XB60 | 600 | 15 | 100 | 200 | 150 | 1.10 | 7.5 | 10 | 5 | — | — | — | |
| | | LN15XB60H | 600 | 15 | 106 | 290 | 150 | 1.05 | 7.5 | 10 | 5 | — | — | — | |
| | | LN25XB60 | 600 | 25 | 85 | 350 | 150 | 1.05 | 12.5 | 10 | 5 | — | — | — | |

* : Ta UL : UL recognized (UL File No. E142422)

SCHOTTKY BARRIER DIODES

Schottky Barrier Diodes are diodes using a barrier at the junction of a metal and the semiconductor. These are very suitable rectification devices featuring high speed and a low V_f diode.

| Series | Feature |
|--------|--|
| S | Evenly balanced V_f and I_r |
| M | Evenly balanced Low V_f and I_r |
| N | High Voltage |
| H | Ultra Low V_f , $T_j=125^\circ\text{C}$ guaranteed |
| J | Low I_r |
| SL | Ultra Low I_r , $T_j=175^\circ\text{C}$ guaranteed |
| Y | Evenly balanced V_f and Low I_r |

Single

| Surface Mount | | JEDEC Code JEITA Code House Name | Fig. | I_f (AV) [A] | V_{RRM} [V] | | | | | | Remarks |
|-----------------------|-----------------------------------|--|------|-------------------|--------------------------|----------------------|--------|------------------------|-----------|----------|---------|
| Package | IF (AV) [A] | | | | 30 | 40 | 45 | 60 | 80 | 100 | |
| 3.5 × 1.6 × 0.8 (mm) | DO-219AB similar SC-109 G1F | B1-1 | 1 | DG1M3 DG1H3 | DG1S4 | | DG1S6 | | DG1J10A | | |
| | | | 1.4 | | | | | | DG1N15A | | |
| | | | 1.5 | DG1M3A DG1H3A | | | DG1S6A | | | | |
| 3.9 × 1.8 × 1.4 (mm) | DO-219AA similar M1F | B2 | 1.2 | | | | M1FS6 | | | | |
| | | | 1.33 | | M1FS4 | | | | | | |
| | | | 1.5 | | M1FJ4 | | | | | | |
| | | | 1.7 | M1FH3 | | | | | | | |
| 5.0 × 2.5 × 2.0 (mm) | DO-214AC 1F | B3-1 | 1 | | | | | | D1FJ10 | | |
| | | | 1.1 | | D1FS4 | | D1FS6 | | | | |
| | | | 1.5 | | D1FS4A | | | | | | |
| | | | 2 | | D1FT4 D1FJ4 | | D1FT6 | D1FJ8 | D1FT10 | | |
| | | | 2.5 | | | | D1FS6A | | | | |
| | | | 3 | D1FH3 | D1FT4A | | D1FT6A | D1FJ8A | D1FT10A | D1FT15A | |
| 4.7 × 2.4 × 0.98 (mm) | SC-110B CE | B5-1 | 3 | | D3CE4S | | D3CE6S | | | D3CE15ST | |
| | | | 5 | | D5CE4S | | | | | | |
| 5.1 × 3.75 × 2.0 (mm) | DO-214AA similar M2F | B6 | 6 | M2FH3 M2FM3 | | | | | | | |
| | | | | | | | | | | | |
| 7.6 × 4.0 × 2.8 (mm) | SC-63 E-pack | B9-1 | 1.5 | | | | D2FS6 | | | | |
| | | | 1.6 | | D2FS4 | | | | | | |
| | | | 2.6 | | D3FS4A | | | | | | |
| | | | 3 | | | | D3FS6 | | D3FJ10 | | |
| | | | 5 | | D3FS4A | | | | | | |
| 9.5 × 6.6 × 2.65 (mm) | TO-277A similar FY | G4 | 5 | | D5FY4R5ST D5FY4R5SY | D5FY6ST D5FY6SY | | D5FY10ST D5FY10SY | D5FY15ST | D5FY20SN | |
| | | | 10 | | D10FY4R5ST D10FY4R5SY | D10FY6ST D10FY6SY | | D10FY10ST D10FY10SY | D10FY15ST | | |
| | | | 15 | | D15FY4R5ST D15FY4R5SY | D15FY6ST D15FY6SY | | D15FY10ST D15FY10SY | D15FY15ST | | |
| 9.6 × 6.6 × 2.3 (mm) | TO-252AA similar FR | G5 | 15 | | D15FR4ST | | | | | | |
| | | | 20 | | D20FR4ST | D20FR4R5S | | | | | |





■ : New product

Single


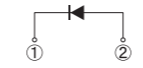
| Surface Mount | | JEDEC Code JEITA Code House Name | Fig. | Type No. | Absolute Maximum Ratings | | | | | Electrical Characteristics | | | | Halogen free | Based on AEC-Q101 | Automotive | Series | | | | | |
|-----------------------------------|------------------|--|--------|-------------------------|--------------------------|---|------------------|-------------------------------|-----------------------|----------------------------|---|------------------------|-----|-----------------|----------------------|------------|----------|-----------|-----------|--|----------|----------|
| Package | V_{RRM} [V] | | | | I_f (AV) [A] | Conditions T_c [$^\circ\text{C}$] | I_{FSM} [A] | T_j [$^\circ\text{C}$] | V_f (max) [V] | Conditions I_f [A] | I_r (max) $V_r=V_{RRM}$ [mA] | C_t (typ) [pF] | | | | | | | | | | |
| DO-219AB similar SC-109 G1F | B1-1 | | | DG1M3 | 30 | 1 | 27 *1 | 20 | 150 | 0.46 | 0.7 | 0.05 | 36 | | | | M series | | | | | |
| | | | | DG1H3 | 30 | 1 | 113 *2 | 20 | 125 | 0.36 | 0.7 | 1 | 37 | | | | | H series | | | | |
| | | | | DG1S4 | 40 | 1 | 36 *1 | 30 | 150 | 0.55 | 0.7 | 0.8 | 37 | | | | | S series | | | | |
| | | | | DG1S6 | 60 | 1 | 128 *2 | 30 | 150 | 0.58 | 0.7 | 1 | 32 | | | | | S series | | | | |
| | | | | DG1J10A | 100 | 1 | 125 *2 | 30 | 150 | 0.82 | 1 | 0.1 | 43 | | | | | J series | | | | |
| | | | | DG1N15A | 150 | 1.4 | 65 *1 | 30 | 150 | 0.88 | 1.4 | 0.05 | 32 | | | | | N series | | | | |
| | | | | DG1M3A | 30 | 1.5 | 37 *1 | 30 | 150 | 0.46 | 1.5 | 0.05 | 70 | | | | | M series | | | | |
| | | | | DG1H3A | 30 | 1.5 | 107 *2 | 30 | 125 | 0.36 | 1.5 | 1 | 70 | | | | | H series | | | | |
| | | | | DG1S6A | 60 | 1.5 | 122 *2 | 40 | 150 | 0.53 | 1 | 0.05 | 43 | | | | | S series | | | | |
| | | | | M1FS6 | 60 | 1.2 | 25 *1 | 40 | 150 | 0.58 | 1.1 | 1 | 53 | | | | | S series | | | | |
| DO-219AA similar M1F | B2 | | | M1FS4 | 40 | 1.33 | 25 *1 | 30 | 150 | 0.55 | 1.1 | 0.8 | 50 | | | | S series | | | | | |
| | | | | M1FJ4 | 40 | 1.5 | 31 *1 | 30 | 150 | 0.63 | 1.5 | 0.05 | 65 | | | | | J series | | | | |
| | | | | M1FH3 | 30 | 1.7 | 25 *1 | 30 | -55 to 125 | 0.36 | 1.5 | 1 | 80 | | | | | H series | | | | |
| | | | | M1FM3 | 30 | 3 | 100 | 30 | 150 | 0.46 | 1.5 | 0.05 | 80 | | | | | M series | | | | |
| | | | | D1FJ10 | 100 | 1 | 52 *1 | 50 | 150 | 0.72 | 1 | 0.2 | 63 | | | | | J series | | | | |
| | | | | D1FS4 | 40 | 1.1 | 51 *1 | 30 | 150 | 0.55 | 1.1 | 1 | 65 | | | | | S series | | | | |
| | | | | D1FS6 | 60 | 1.1 | 38 *1 | 40 | 150 | 0.58 | 1.1 | 1 | 50 | | | | | S series | | | | |
| | | | | D1FS4A | 40 | 1.5 | 28 *1 | 60 | 150 | 0.48 | 1.5 | 2 | 95 | | | | | S series | | | | |
| | | | | D1FT4 | 40 | 2 | 143 *2 | 60 | 175 | 0.74 | 2 | 5 μA | 63 | | | | | | SL series | | | |
| DO-214AC 1F | B3-1 | | | D1FJ4 | 40 | 2 | 117 *2 | 50 | 150 | 0.61 | 2 | 0.2 | 96 | | | | J series | | | | | |
| | | | | D1FT6 | 60 | 2 | 141 *2 | 60 | 175 | 0.78 | 2 | 5 μA | 53 | | | | | SL series | | | | |
| | | | | D1FJ8 | 80 | 2 | 110 | 30 | 150 | 0.74 | 1.5 | 0.2 | 40 | | | | | Y series | | | | |
| | | | | D1FT10 | 100 | 2 | 136 *2 | 50 | 175 | 0.86 | 2 | 5 μA | 40 | | | | | SL series | | | | |
| | | | | D1FS6A | 60 | 2.5 | 103 *2 | 60 | 150 | 0.57 | 2.5 | 0.2 | 80 | | | | | S series | | | | |
| | | | | D1FH3 | 30 | 3 | 95 | 60 | 125 | 0.36 | 3 | 2 | 130 | | | | | ■ | H series | | | |
| | | | | D1FT4A | 40 | 3 | 127 *2 | 90 | 175 | 0.74 | 3 | 8 μA | 93 | | | | | | SL series | | | |
| | | | | D1FT6A | 60 | 3 | 125 *2 | 90 | 175 | 0.78 | 3 | 8 μA | 78 | | | | | | SL series | | | |
| | | | | D1FJ8A | 80 | 3 | 100 | 30 | 150 | 0.74 | 3 | 0.4 | 70 | | | | | | Y series | | | |
| | | | | D1FT10A | 100 | 3 | 116 *2 | 60 | 175 | 0.86 | 3 | 8 μA | 60 | | | | | | SL series | | | |
| | | | | D1FT15A | 150 | 3 | 116 *2 | 60 | 175 | 0.88 | 3 | 8 μA | 52 | | | | | | SL series | | | |
| | | | | D1FM3 | 30 | 5 | 83 | 90 | 150 | 0.46 | 3 | 0.1 | 130 | | | | | | M series | | | |
| | | | | D3CE4S | 40 | 3 | 106 *2 | 80 | 150 | 0.52 | 3 | 0.3 | 97 | | | | | | S series | | | |
| | | | | D3CE6S | 60 | 3 | 112 *2 | 100 | 150 | 0.58 | 3 | 0.3 | 110 | | | | | | S series | | | |
| | | | | D3CE15ST | 150 | 3 | 136 *2 | 80 | 175 | 0.88 | 3 | 8 μA | 52 | | | | | | SL series | | | |
| | | | | D5CE4S | 40 | 5 | 94 *2 | 120 | -55 to 150 | 0.52 | 5 | 0.5 | 157 | | | | | | S series | | | |
| | | | | M2FH3 | 30 | 6 | 70 | 110 | 125 | 0.36 | 6 | 4 | 240 | | | | | | H series | | | |
| | | | | M2FM3 | 30 | 6 | 99 | 120 | 150 | 0.46 | 6 | 0.2 | 240 | | | | | | M series | | | |
| | | | | DO-214AA similar M2F | B6 | | | D2FS6 | 60 | 1.5 | 31 *1 | 60 | 150 | 0.58 | 2 | 2 | 120 | | | | S series | |
| | | | | | | | | D2FS4 | 40 | 1.6 | 34 *1 | 60 | 150 | 0.55 | 1.6 | 2.5 | 150 | | | | | S series |
| | | | | | | | | D3FS4A | 40 | 2.6 | 34 *1 | 150 | 150 | 0.45 | 2.6 | 5 | 340 | | | | | S series |
| | | | | | | | | D3FS6 | 60 | 3 | 87 *2 | 80 | 150 | 0.58 | 3 | 2.5 | 130 | | | | | S series |
| | | | | SC-63 E-pack | G1-2 | | | D3FJ10 | 100 | 3 | 92 *2 | 100 | 150 | 0.74 | 3 | 0.4 | 143 | | | | J series | |
| DE3S4M | 40 | 3 | 121 | | | | | 70 | 150 | 0.55 | 3 | 2.5 | 150 | | | | | S series | | | | |
| DE3S6M | 60 | 3 | 117 | | | | | 80 | 150 | 0.58 | 3 | 2.5 | 130 | | | | | S series | | | | |
| DE5S4M | 40 | 5 | 101 | | | | | 80 | 150 | 0.55 | 5 | 3.5 | 180 | | | | | S series | | | | |
| TO-277A similar FY | G4 | | | DE5S6M | 60 | 5 | 96 | 90 | 150 | 0.58 | 5 | 4.5 | 200 | | | | S series | | | | | |
| | | | | DE10S3L | 30 | 10 | 124 | 250 | 150 | 0.45 | 8 | 10 | 640 | | | | | S series | | | | |
| | | | | D5FY4R5ST | 45 | 5 | 165 *2 | 240 | -55 to 175 | 0.74 | 5 | 15 μA | 187 | | | | | | SL series | | | |
| | | | | D5FY4R5SY | 45 | 5 | 138 *2 | 220 | -55 to 150 | 0.59 | 5 | 0.2 | 155 | | | | | | Y series | | | |
| | | | | D5FY6ST | 60 | 5 | 164 *2 | 210 | -55 to 175 | 0.78 | 5 | 15 μA | 148 | | | | | | SL series | | | |
| | | | | D5FY6SY | 60 | 5 | 138 *2 | 210 | -55 to 150 | 0.67 | 5 | 0.2 | 170 | | | | | | Y series | | | |
| | | | | D5FY10ST | 100 | 5 | 162 *2 | 210 | -55 to 175 | 0.86 | 5 | 15 μA | 104 | | | | | | SL series | | | |
| | | | | D5FY10SY | 100 | 5 | 132 *2 | 130 | -55 to 150 | 0.8 | 5 | 0.2 | 141 | | | | | | Y series | | | |
| | | | | D5FY15ST | 150 | 5 | 162 *2 | 210 | -55 to 175 | 0.88 | 5 | 15 μA | 92 | | | | | | SL series | | | |
| | | | | ■ D5FY20SN | 200 | 5 | 163 *2 | 210 | -55 to 175 | 0.87 | 5 | 5 μA | 111 | | | | | | SL series | | | |
| | | | | D10FY4R5ST | 45 | 10 | 155 *2 | 250 | -55 to 175 | 0.74 | 10 | 30 μA | 330 | | | | | | SL series | | | |
| | | | | D10FY4R5SY | 45 | 10 | 126 *2 | 290 | -55 to 150 | 0.59 | 10 | 0.4 | 302 | | | | | | Y series | | | |
| | | | | D10FY6ST | 60 | 10 | 154 *2 | 230 | -55 to 175 | 0.78 | 10 | 30 μA | 263 | | | | | | SL series | | | |
| | | | | D10FY6SY | 60 | 10 | 127 *2 | 250 | -55 to 150 | 0.67 | 10 | 0.4 | 262 | | | | | | Y series | | | |
| | | | | D10FY10ST | 100 | 10 | 152 *2 | 230 | -55 to 175 | 0.86 | 10 | 30 μA | 185 | | | | | | SL series | | | |
| D10FY10SY | 100 | 10 | 118 *2 | 260 | -55 to 150 | 0.8 | 10 | 0.4 | 253 | | | | | | Y series | | | | | | | |
| D10FY15ST | 150 | 10 | 149 *2 | 230 | -55 to 175 | 0.88 | 10 | 30 μA | 159 | | | | | | SL series | | | | | | | |
| D15FY4R5ST | 45 | 15 | 145 *2 | 270 | -55 to 175 | 0.74 | 15 | 40 μA | 398 | | | | | | SL series | | | | | | | |
| D15FY4R5SY | 45 | 15 | 116 *2 | 310 | -55 to 150 | 0.59 | 15 | 0.5 | 410 | | | | | | Y series | | | | | | | |
| D15FY6ST | 60 | 15 | 143 *2 | 250 | -55 to 175 | 0.78 | 15 | 40 μA | 345 | | | | | | SL series | | | | | | | |
| D15FY6SY | 60 | 15 | 117 *2 | 280 | -55 to 150 | 0.67 | 15 | 0.5 | 345 | | | | | | Y series | | | | | | | |
| D15FY10ST | 100 | 15 | 141 *2 | 250 | -55 to 175 | 0.86 | | | | | | | | | | | | | | | | |

SCHOTTKY BARRIER DIODES


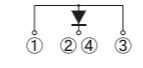
Single

| Axial | | | | | | |
|---|--|------|-------------|---------|-------|---|
| Package | JEDEC Code JEITA Code House Name | Fig. | IF (AV) [A] | VRRM[V] | | Remarks |
| | | | | 40 | 60 | |
|  3.0 × φ 2.6(mm) | — — AX057 | A1 | 1 | D1NS4 | D1NS6 |  |
|  5.0 × φ 4.0(mm) | — — AX078 | A4-1 | 2 | D2S4M | D2S6M | |
|  7.0 × φ 4.4(mm) | — — AX14 | A7 | 3 | D3S4M | D3S6M | |

Two Terminal Type

| Package | JEDEC Code JEITA Code House Name | Fig. | IF (AV) [A] | VRRM[V] | | | | Remarks |
|---|--|------|-------------|---------|--------|--------|-----|---|
| | | | | 40 | 60 | 90 | 150 | |
|  28.5 × 10.0 × 4.5(mm) | — SC-91 FTO-220G | J4 | 5 | SG5S4M | SG5S6M | SG5S9M | |  |

Three Terminal Type

| Package | JEDEC Code JEITA Code House Name | Fig. | IF (AV) [A] | VRRM[V] | | | | Remarks |
|--|--|------|-------------|---------|----|----|---------|---|
| | | | | 40 | 60 | 90 | 150 | |
|  41.0 × 16.0 × 5.0(mm) | TO-247AD — MTO-3PV | K7-2 | 40 | | | | S40T15V |  |
| | | | 90 | | | | S90T15V | |

Single

| Axial | | | | | | | | | | | | | | | |
|--|------|----------|--------------------------|-------------|--------------------|----------|---------|----------------------------|-------------------|-----------------------|---------------|--------------|-------------------|------------|----------|
| Package | | Type No. | Absolute Maximum Ratings | | | | | Electrical Characteristics | | | | Halogen free | Based on AEC-Q101 | Automotive | Series |
| JEDEC Code JEITA Code House Name | Fig. | | VRRM [V] | IF (AV) [A] | Conditions Ta [°C] | IFSM [A] | Tj [°C] | Vf (max) [V] | Conditions IF [A] | Ir (max) Vr=VRRM [mA] | Ct (typ) [pF] | | | | |
| — — AX057 | A1 | D1NS4 | 40 | 1 | 59 | 30 | 150 | 0.55 | 1 | 0.8 | 50 | — | — | — | S series |
| — — AX078 | A4-1 | D1NS6 | 60 | 1 | 46 | 30 | 150 | 0.58 | 1 | 1 | 53 | — | — | — | S series |
| — — — | A7 | D2S4M | 40 | 2 | 122 *1 | 60 | 150 | 0.55 | 2 | 2 | 95 | — | — | — | S series |
| — — — | | D2S6M | 60 | 2 | 119 *1 | 60 | 150 | 0.58 | 2 | 2 | 90 | — | — | — | S series |
| — — — | A7 | D3S4M | 40 | 3 | 63 | 80 | 150 | 0.55 | 3 | 3.5 | 150 | — | — | — | S series |
| — — AX14 | | D3S6M | 60 | 3 | 133 *1 | 80 | 150 | 0.58 | 3 | 2.5 | 130 | — | — | — | S series |

*1 : TL

Two Terminal Type






| Two Terminal Type | | | | | | | | | | | | | | | |
|--|------|----------|--------------------------|-------------|--------------------|----------|---------|----------------------------|-------------------|-----------------------|---------------|--------------|-------------------|------------|----------|
| Package | | Type No. | Absolute Maximum Ratings | | | | | Electrical Characteristics | | | | Halogen free | Based on AEC-Q101 | Automotive | Series |
| JEDEC Code JEITA Code House Name | Fig. | | VRRM [V] | IF (AV) [A] | Conditions Tc [°C] | IFSM [A] | Tj [°C] | Vf (max) [V] | Conditions IF [A] | Ir (max) Vr=VRRM [mA] | Ct (typ) [pF] | | | | |
| — SC-91 FTO-220G | J4 | SG5S4M | 40 | 5 | 131 | 150 | 150 | 0.52 | 5 | 0.5 | 157 | — | — | — | S series |
| | | SG5S6M | 60 | 5 | 130 | 120 | 150 | 0.56 | 5 | 0.5 | 165 | — | — | — | S series |
| | | SG5S9M | 90 | 5 | 124 | 90 | 150 | 0.75 | 5 | 0.5 | 140 | — | — | — | S series |

Three Terminal Type

| Three Terminal Type | | | | | | | | | | | | | | | |
|--|------|----------|--------------------------|-------------|--------------------|----------|---------|----------------------------|-------------------|-----------------------|---------------|--------------|-------------------|------------|----------|
| Package | | Type No. | Absolute Maximum Ratings | | | | | Electrical Characteristics | | | | Halogen free | Based on AEC-Q101 | Automotive | Series |
| JEDEC Code JEITA Code House Name | Fig. | | VRRM [V] | IF (AV) [A] | Conditions Tc [°C] | IFSM [A] | Tj [°C] | Vf (max) [V] | Conditions IF [A] | Ir (max) Vr=VRRM [mA] | Ct (typ) [pF] | | | | |
| TO-247AD — MTO-3PV | K7-2 | S40T15V | 150 | 40 | 131 | 700 | 150 | 0.92 | 40 | 0.12 | 595 | — | — | ○ | N series |
| | | S90T15V | 150 | 90 | 122 | 1400 | 150 | 0.95 | 90 | 0.35 | 1690 | — | — | ○ | N series |

SCHOTTKY BARRIER DIODES

Center Tap, Common Cathode

| Surface Mount | | | | | | | | | | | Remarks | |
|--|--|------|-------------------|-----------|---------------------|----------|----------|------------|-----------|------------|----------|---|
| Package | JEDEC Code JEITA Code House Name | Fig. | IF (AV) [A] | VRRM[V] | | | | | | Remarks | | |
| | | | | 30 | 40 | 60 | 90 | 100 | 120 | | | 150 |
|  9.5 × 6.6 × 2.65(mm) | — SC-63 E-pack | G1-1 | 5 | DE5SC3ML | DE5SC4M | DE5SC6M | | | | | | |
| | | | 10 | DE10SC3L | DE10SC4 | | | | | | | |
|  9.5 × 6.6 × 2.65(mm) | TO-252AB similar SC-63 FE | G3-1 | 6 | | D6FEC4ST | | | D6FEC10ST | D6FEC12ST | D6FEC15ST | | |
| | | | | | | | | | | | | |
|  13.2 × 10.2 × 4.7(mm) | — SC-83 similar STO-220 | H1-1 | 10 | | DF10SC4M | DF10SC6 | DF10SC9 | | | | DF10NC15 |  |
| | | | 15 | | DF15SC4M | | | DF15JC10 | | | DF15NC15 | |
| | | | 20 | | DF20SC4M | | DF20SC9M | DF20JC10 | | | DF20NC15 | |
| | | | 25 | | | DF25SC6M | | | | | | |
| | | | 30 | DF30SC3ML | DF30JC4 DF30SC4M | DF30JC6 | | DF30JC10 | | DF30NC15 | | |
|  13.2 × 10.2 × 4.6(mm) | — SC-83 similar FD | H2-2 | 10 | | | | | D10FDC10ST | | | | |
| | | | 20 | | | | | D20FDC10ST | | D20FDC15ST | | |
| | | | 30 | | D30FDC4S | | | D30FDC10ST | | D30FDC15ST | | |
| | | | 40 | | | | | D40FDC10ST | | D40FDC15ST | | |


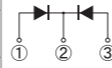

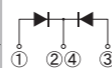

Center Tap, Common Cathode

| Surface Mount | | | | | | | | | | | | | | | | |
|--|------|--------------------------|--------------------------|-------------|--------------------|----------|---------|----------------------------|-------------------|-----------------------|---------------|------|--------------|-------------------|------------|--------|
| JEDEC Code JEITA Code House Name | Fig. | Type No. | Absolute Maximum Ratings | | | | | Electrical Characteristics | | | | | Halogen free | Based on AEC-Q101 | Automotive | Series |
| | | | VRRM [V] | IF (AV) [A] | Conditions Tc [°C] | IFSM [A] | Tj [°C] | Vf (max) [V] | Conditions IF [A] | Ir (max) Vr=VRRM [mA] | Ct (typ) [pF] | | | | | |
| — SC-63 E-pack | G1-1 | DE5SC3ML | 30 | 5 | 110 | 90 | 150 | 0.45 | 2.5 | 3.5 | 190 | — | — | ■ | S series | |
| | | DE5SC4M | 40 | 5 | 101 | 80 | 150 | 0.55 | 2.5 | 3.5 | 150 | — | — | ■ | S series | |
| | | DE5SC6M | 60 | 5 | 92 | 80 | 150 | 0.58 | 2.5 | 2.5 | 130 | — | — | ■ | S series | |
| | | DE10SC3L | 30 | 10 | 124 | 100 | 150 | 0.45 | 4 | 5 | 290 | — | — | ■ | S series | |
| TO-252AB similar SC-63 FE | G3-1 | DE10SC4 | 40 | 10 | 132 | 100 | 150 | 0.55 | 5 | 3.5 | 210 | — | — | ■ | S series | |
| | | D6FEC4ST | 40 | 6 | 158 | 90 | 175 | 0.74 | 3 | 8μA | 93 | — | ○ | ○ | SL series | |
| | | D6FEC10ST | 100 | 6 | 154 | 100 | 175 | 0.86 | 3 | 8μA | 60 | — | ○ | ○ | SL series | |
| | | D6FEC12ST | 120 | 6 | 154 | 100 | 175 | 0.87 | 3 | 8μA | 60 | — | ○ | ○ | SL series | |
| | | D6FEC15ST | 150 | 6 | 154 | 100 | 175 | 0.88 | 3 | 8μA | 52 | — | ○ | ○ | SL series | |
| | | DF10SC4M | 40 | 10 | 125 | 100 | 150 | 0.55 | 5 | 3.5 | 180 | — | — | — | S series | |
| — SC-83 similar STO-220 | H1-1 | DF10SC6 | 60 | 10 | 132 | 150 | 150 | 0.58 | 5 | 4.5 | 260 | — | — | — | S series | |
| | | DF10SC9 | 90 | 10 | 131 | 150 | 150 | 0.75 | 5 | 3 | 185 | — | — | — | S series | |
| | | DF10NC15 | 150 | 10 | 123 | 100 | 150 | 0.88 | 5 | 0.2 | 110 | — | — | — | N series | |
| | | DF15SC4M | 40 | 15 | 129 | 150 | 150 | 0.55 | 7.5 | 5 | 340 | — | — | — | S series | |
| | | DF15JC10 | 100 | 15 | 126 | 150 | 150 | 0.86 | 7.5 | 0.6 | 200 | — | — | — | J series | |
| | | DF15NC15 | 150 | 15 | 126 | 150 | 150 | 0.88 | 7.5 | 0.3 | 155 | — | — | — | N series | |
| | | DF20SC4M | 40 | 20 | 122 | 230 | 150 | 0.55 | 10 | 7.5 | 390 | — | — | — | S series | |
| | | DF20SC9M | 90 | 20 | 111 | 200 | 150 | 0.75 | 10 | 10 | 370 | — | — | — | S series | |
| | | DF20JC10 | 100 | 20 | 121 | 200 | 150 | 0.86 | 10 | 0.7 | 260 | — | — | — | J series | |
| | | DF20NC15 | 150 | 20 | 121 | 200 | 150 | 0.88 | 10 | 0.4 | 200 | — | — | — | N series | |
| | | DF25SC6M | 60 | 25 | 115 | 300 | 150 | 0.58 | 12.5 | 10 | 490 | — | — | — | S series | |
| | | DF30SC3ML | 30 | 30 | 119 | 350 | 150 | 0.48 | 15 | 10 | 820 | — | — | — | S series | |
| | | DF30JC4 | 40 | 30 | 115 | 250 | 150 | 0.61 | 15 | 0.7 | 560 | — | — | — | J series | |
| | | DF30SC4M | 40 | 30 | 112 | 360 | 150 | 0.55 | 15 | 10 | 590 | — | — | — | S series | |
| | | DF30JC6 | 60 | 30 | 108 | 250 | 150 | 0.69 | 15 | 0.7 | 490 | — | — | — | J series | |
| | | DF30JC10 | 100 | 30 | 116 | 300 | 150 | 0.86 | 15 | 1 | 390 | — | — | — | J series | |
| | | DF30NC15 | 150 | 30 | 115 | 300 | 150 | 0.88 | 15 | 0.5 | 300 | — | — | — | N series | |
| | | DF40SC3L | 30 | 40 | 112 | 400 | 150 | 0.45 | 15 | 17 | 1200 | — | — | — | S series | |
| | | DF40SC4 | 40 | 40 | 106 | 350 | 150 | 0.55 | 20 | 14 | 860 | — | — | — | S series | |
| | | — SC-83 similar FD | H2-2 | D10FDC10ST | 100 | 10 | 158 | 150 | 175 | 0.86 | 5 | 15μA | 104 | — | ○ | ○ |
| D20FDC10ST | 100 | | | 20 | 119 | 250 | 150 | 0.86 | 10 | 30μA | 185 | — | ○ | ○ | N series | |
| D20FDC15ST | 150 | | | 20 | 118 | 250 | 150 | 0.88 | 10 | 30μA | 159 | — | — | ○ | N series | |
| D30FDC4S | 40 | | | 30 | 114 | 300 | 150 | 0.55 | 15 | 1.5 | 415 | — | ○ | ○ | S series | |
| D30FDC10ST | 100 | | | 30 | 108 | 300 | 150 | 0.86 | 15 | 40μA | 242 | — | — | ○ | N series | |
| D30FDC15ST | 150 | | | 30 | 107 | 300 | 150 | 0.88 | 15 | 40μA | 209 | — | — | ○ | N series | |
| D40FDC10ST | 100 | | | 40 | 105 | 400 | 150 | 0.86 | 20 | 60μA | 360 | — | — | ○ | N series | |
| D40FDC15ST | 150 | | | 40 | 103 | 400 | 150 | 0.88 | 20 | 60μA | 315 | — | — | ○ | N series | |

■ : Please contact us.

SCHOTTKY BARRIER DIODES

Center Tap, Common Cathode

| Three Terminal Type | | | | | | | | | | | | Remarks | |
|--|--|------|-------------------|-----------|---------------------|----------|----------------------|----------|-----------|-----------|-----------|---|---|
| Package | JEDEC Code JEITA Code House Name | Fig. | IF (AV) [A] | VRRM[V] | | | | | | Remarks | | | |
| | | | | 15 | 30 | 40 | 60 | 90 | 100 | | 120 | | 150 |
|  28.5 × 10.0 × 4.5(mm) | SC-91 FTO-220G | J9 | 8 | | | SG8SC4M | | | | | | |  |
| | | | 10 | | SG10SC3LM | SG10SC4M | SG10SC6M | SG10SC9M | | | SG10TC15M | | |
| | | | 15 | | SG15SC4M | SG15SC6M | | | | | | | |
| | | | 20 | | SG20SC3LM | SG20SC4M | SG20JC6M SG20SC6M | SG20SC9M | SG20TC10M | SG20TC12M | SG20TC15M | | |
| | | | 30 | | SG30SC3LM | SG30SC4M | SG30JC6M SG30SC6M | | SG30TC10M | SG30TC12M | SG30TC15M | | |
|  41.0 × 16.0 × 5.0(mm) | TO-247AD MTO-3PT | K5-2 | 20 | | | | | S20SC9MT | | | |  | |
| | | | 30 | | | S30SC4MT | S30SC6MT | | | S30TC15T | | | |
| | | | 40 | S40HC1R5T | | | | | | | | | |
| | | | 60 | S60HC1R5T | S60HC3T S60SC3LT | S60SC4MT | S60SC6MT | | | | | | |
|  41.0 × 16.0 × 5.0(mm) | TO-247AD MTO-3PV | K7-1 | 60 | | | | | | S60JC10V | | | | |


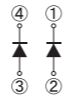
Center Tap, Common Cathode

| Three Terminal Type | | | | | | | | | | | | | | | | |
|--|------|-----------|--------------------------|-------------|--------------------|----------|---------|----------------------------|-------------------|-----------------------|---------------|---|--------------|-------------------|------------|--------|
| JEDEC Code JEITA Code House Name | Fig. | Type No. | Absolute Maximum Ratings | | | | | Electrical Characteristics | | | | | Halogen free | Based on AEC-Q101 | Automotive | Series |
| | | | VRRM [V] | IF (AV) [A] | Conditions Tc [°C] | IFSM [A] | Tj [°C] | Vf (max) [V] | Conditions IF [A] | Ir (max) Vr=VRRM [mA] | Ct (typ) [pF] | | | | | |
| SC-91 FTO-220G | J9 | SG8SC4M | 40 | 8 | 155 | 80 | 175 | 0.56 | 4.0 | 0.3 | 100 | - | - | - | S series | |
| | | SG10SC3LM | 30 | 10 | 136 | 150 | 150 | 0.45 | 4.0 | 5 | 310 | - | - | - | S series | |
| | | SG10SC4M | 40 | 10 | 150 | 150 | 175 | 0.52 | 5.0 | 0.5 | 157 | - | - | - | S series | |
| | | SG10SC6M | 60 | 10 | 145 | 140 | 175 | 0.56 | 5.0 | 0.5 | 165 | - | - | - | S series | |
| | | SG10SC9M | 90 | 10 | 139 | 150 | 175 | 0.75 | 5.0 | 0.5 | 140 | - | - | - | S series | |
| | | SG10TC15M | 150 | 10 | 153 | 120 | 175 | 0.88 | 5.0 | 15µA | 92 | - | - | - | SL series | |
| | | SG15SC4M | 40 | 15 | 117 | 150 | 150 | 0.52 | 7.5 | 0.8 | 230 | - | - | - | S series | |
| | | SG15SC6M | 60 | 15 | 113 | 180 | 150 | 0.61 | 7.5 | 0.6 | 185 | - | - | - | S series | |
| | | SG20SC3LM | 30 | 20 | 124 | 250 | 150 | 0.45 | 8.0 | 9 | 570 | - | - | - | S series | |
| | | SG20SC4M | 40 | 20 | 115 | 200 | 150 | 0.52 | 10.0 | 1.1 | 315 | - | - | - | S series | |
| | | SG20JC6M | 60 | 20 | 106 | 200 | 150 | 0.69 | 10.0 | 0.1 | 250 | - | - | - | J series | |
| | | SG20SC6M | 60 | 20 | 107 | 200 | 150 | 0.61 | 10.0 | 0.8 | 250 | - | - | - | S series | |
| | | SG20SC9M | 90 | 20 | 112 | 200 | 150 | 0.75 | 10.0 | 1 | 245 | - | - | - | S series | |
| | | SG20TC10M | 100 | 20 | 140 | 200 | 175 | 0.86 | 10.0 | 30µA | 185 | - | - | - | SL series | |
| | | SG20TC12M | 120 | 20 | 137 | 200 | 175 | 0.87 | 10.0 | 30µA | 175 | - | - | - | SL series | |
| | | SG20TC15M | 150 | 20 | 136 | 200 | 175 | 0.88 | 10.0 | 30µA | 159 | - | - | - | SL series | |
| | | SG30SC3LM | 30 | 30 | 117 | 350 | 150 | 0.45 | 12.5 | 15 | 960 | - | - | - | M series | |
| | | SG30SC4M | 40 | 30 | 101 | 300 | 150 | 0.55 | 15.0 | 1.5 | 415 | - | - | - | S series | |
| | | SG30JC6M | 60 | 30 | 90 | 250 | 150 | 0.69 | 15.0 | 0.15 | 325 | - | - | - | J series | |
| | | SG30SC6M | 60 | 30 | 100 | 300 | 150 | 0.61 | 15.0 | 1.2 | 385 | - | - | - | S series | |
| | | SG30TC10M | 100 | 30 | 126 | 300 | 175 | 0.86 | 15.0 | 40µA | 242 | - | - | - | SL series | |
| | | SG30TC12M | 120 | 30 | 122 | 300 | 175 | 0.87 | 15.0 | 40µA | 228 | - | - | - | SL series | |
| | | SG30TC15M | 150 | 30 | 122 | 300 | 175 | 0.88 | 15.0 | 40µA | 209 | - | - | - | SL series | |
| | | SG40TC10M | 100 | 40 | 116 | 350 | 175 | 0.86 | 20.0 | 60µA | 362 | - | - | - | SL series | |
| | | SG40TC12M | 120 | 40 | 112 | 350 | 175 | 0.87 | 20.0 | 60µA | 336 | - | - | - | SL series | |
| TO-247AD MTO-3PT | K5-2 | S20SC9MT | 90 | 20 | 136 | 200 | 150 | 0.75 | 10.0 | 1 | 245 | - | - | - | S series | |
| | | S30SC4MT | 40 | 30 | 132 | 300 | 150 | 0.55 | 15.0 | 1.5 | 410 | - | - | - | S series | |
| | | S30SC6MT | 60 | 30 | 129 | 300 | 150 | 0.61 | 15.0 | 1.2 | 385 | - | - | - | S series | |
| | | S30TC15T | 150 | 30 | 128 | 300 | 150 | 0.88 | 15.0 | 40µA | 209 | - | - | - | N series | |
| | | S40HC1R5T | 15 | 40 | 111 | 450 | 125 | 0.41 | 20.0 | 10 | 960 | - | - | - | H series | |
| | | S60HC1R5T | 15 | 60 | 110 | 600 | 125 | 0.41 | 30.0 | 15 | 1400 | - | - | - | H series | |
| | | S60HC3T | 30 | 60 | 112 | 650 | 125 | 0.40 | 30.0 | 20 | 1100 | - | - | - | H series | |
| | | S60SC3LT | 30 | 60 | 138 | 650 | 150 | 0.48 | 30.0 | 25 | 1600 | - | - | - | S series | |
| | | S60SC4MT | 40 | 60 | 127 | 500 | 150 | 0.55 | 30.0 | 3 | 790 | - | - | - | S series | |
| S60SC6MT | 60 | 60 | 121 | 470 | 150 | 0.67 | 30.0 | 2 | 640 | - | - | - | S series | | | |
| TO-247AD MTO-3PV | K7-1 | S60JC10V | 100 | 60 | 118 | 500 | 150 | 0.95 | 30.0 | 0.2 | 695 | - | - | ○ | J series | |


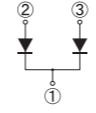

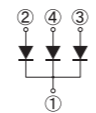
SCHOTTKY BARRIER DIODES

SCHOTTKY BARRIER DIODES

Array

| Surface Mount | | | | | | |
|--|--|------|------------------------|----------------------|----|---|
| Package | JEDEC Code JEITA Code House Name | Fig. | I _{F(AV)} [A] | V _{RRM} [V] | | Remarks |
| | | | | 40 | 60 | |
|  7.0 × 4.7 × 2.6(mm) | TO-269AA — 1Z | C2-2 | 1.2 | S1ZAS4 | |  |

Diode Module

| Package | JEDEC Code JEITA Code House Name | Fig. | I _{F(AV)} [A] | V _{RRM} [V] | | Remarks |
|---|--|------|------------------------|----------------------|----------|---|
| | | | | 40 | 60 | |
|  43.0 × 27.0 × 21.0(mm) | — — Module | F1 | 120 | D120SC4M | D120SC6M |  |
| 240 | | | D240SC4M | D240SC6M | | |
|  43.0 × 27.0 × 21.0(mm) | | F3-1 | 180 | D180SC4M | D180SC6M |  |
| | | | 360 | D360SC4M | D360SC6M | |

Array

| Surface Mount | | | | | | | | | | | | | | | |
|--|------|----------|--------------------------|------------------------|-----------------------------------|----------------------|---------------------|----------------------------|----------------------------------|---|---------------------------|--------------|-------------------|------------|----------|
| Package | | Type No. | Absolute Maximum Ratings | | | | | Electrical Characteristics | | | | Halogen free | Based on AEC-Q101 | Automotive | Series |
| JEDEC Code JEITA Code House Name | Fig. | | V _{RRM} [V] | I _{F(AV)} [A] | Conditions T _a [°C] | I _{FSM} [A] | T _j [°C] | V _F (max) [V] | Conditions I _F [A] | I _R (max) V _R =V _{RRM} [mA] | C _t (typ) [pF] | | | | |
| TO-269AA — 1Z | C2-2 | S1ZAS4 | 40 | 1.2 | 47 | 40 | 150 | 0.55 | 1 | 1 | 65 | — | — | — | S series |

Diode Module

| Surface Mount | | | | | | | | | | | | | | | |
|--|------|----------|--------------------------|------------------------|-----------------------------------|----------------------|---------------------|----------------------------|----------------------------------|---|---------------------------|--------------|-------------------|------------|----------|
| Package | | Type No. | Absolute Maximum Ratings | | | | | Electrical Characteristics | | | | Halogen free | Based on AEC-Q101 | Automotive | Series |
| JEDEC Code JEITA Code House Name | Fig. | | V _{RRM} [V] | I _{F(AV)} [A] | Conditions T _c [°C] | I _{FSM} [A] | T _j [°C] | V _F (max) [V] | Conditions I _F [A] | I _R (max) V _R =V _{RRM} [mA] | C _t (typ) [pF] | | | | |
| — — Module | F1 | D120SC4M | 40 | 120 | 90 | 800 | 125 | 0.58 | 60 | 40 | 2.1 | — | — | — | S series |
| | | D120SC6M | 60 | 120 | 85 | 800 | 125 | 0.67 | 60 | 40 | 2.2 | — | — | — | S series |
| | | D240SC4M | 40 | 240 | 77 | 1600 | 125 | 0.6 | 120 | 80 | 4.2 | — | — | — | S series |
| | | D240SC6M | 60 | 240 | 71 | 1600 | 125 | 0.67 | 120 | 80 | 4.4 | — | — | — | S series |
| | F3-1 | D180SC4M | 40 | 180 | 83 | 800 | 125 | 0.58 | 60 | 40 | 2.1 | — | — | — | S series |
| | | D180SC6M | 60 | 180 | 78 | 800 | 125 | 0.67 | 60 | 40 | 2.2 | — | — | — | S series |
| | | D360SC4M | 40 | 360 | 64 | 1600 | 125 | 0.6 | 120 | 80 | 4.2 | — | — | — | S series |
| | | D360SC6M | 60 | 360 | 58 | 1600 | 125 | 0.67 | 120 | 80 | 4.4 | — | — | — | S series |











FAST RECOVERY DIODES

Fast Recovery Diodes are high speed type PN junction rectifying devices.


These diodes for the switching of power supply are suitable for use in household appliances, OA apparatuses, and FA apparatuses.

| Series | Feature |
|--------|--------------------------------|
| K | Low VF |
| ML | Low VF, Low trr, Soft Recovery |
| US | Ultra Fast, Soft Recovery |
| A | Ultra Fast, Low VF |

Single

| Surface Mount | | | | | | | | | | | |
|--|--|------|---------------|-----------|------------------|---------------------|--------|------------------|------------------------------|---------|-------------|
| Package | JEDEC Code JEITA Code House Name | Fig. | IF(AV) [A] | VRRM[V] | | | | | | Remarks | |
| | | | | 200 | 400 | 600 | 700 | 1000 | 1200 | | |
|  | DO-219AA similar M1F | B2 | 1 | | | M1FK60 | | | | | |
| | | | 1.1 | M1FL20U | | | | | | | |
| | | | 1.5 | | M1FL40U | | | | | | |
|  | DO-214AC 1F | B3-1 | 0.8 | | | D1FK60 | D1FK70 | | | | |
| | | | 1 | | | | | D1FK100 | N D1FK120P D1FK120 | | |
| | | | 1.1 | D1FL20U | | | | | | | |
|  | SC-110B CE | B5-1 | 3 | D3CE20LUS | | D3CE60K | | | | | ① ← ② |
| | | | | | | | | | | | |
|  | DO-214AA similar M2F | B6 | 1.5 | M2FL20U | | | | | | | |
| | | | 3 | M3FL20U | | | | | | | |
|  | - | B9-1 | 1.3 | | D2FL40 | | | | | | |
| | | | 1.5 | D2FL20U | | D2FK60 | | | | | |
| | | | 2 | | N D2FL40U | | | | | | |
| | | | 2.1 | | | D3FK60 | | | | | |
| | | | 2.2 | | | | | N D3FK120 | | | |
|  | SC-63 E-pack | G1-5 | 5 | | | DE5L60U DE5L60A | | | | | ①④ ② N.C. ③ |
| | | | | | | | | | | | |
|  | TO-277A similar FY | G4 | 5 | | | D5FY60K | | | | | ① ← ②③ |
| | | | | | | | | | | | |
|  | SC-83 similar STO-220 | H1-2 | 8 | | | DF8L60US | | | | | ①②④ ③ |
| | | | 10 | | | DF10L60 | | | | | |
| | | | 20 | | | DF20L60 DF20L60U | | | | | |
|  | TO-252AA similar FR | G5 | 10 | | | D10FR60LA | | | | | ① ← ②④ ③ |
| | | | 15 | | | D15FR60LA | | | | | |
|  | SC-83 similar FD | H2-1 | 8 | | | D8FD60LUS | | | | | ① ← ②④ ③ |
| | | | 20 | | | D20FD60LU | | | | | |
| | | | 30 | | | D30FD60K | | | | | |

N : New product

| Axial | | | | | | | | | | | |
|--|--|------|---------------|---------|---------|------------------|-----|------|---------|---------|-------|
| Package | JEDEC Code JEITA Code House Name | Fig. | IF(AV) [A] | VRRM[V] | | | | | | Remarks | |
| | | | | 200 | 400 | 600 | 700 | 1000 | | | |
|  | AX057 | A1 | 0.8 | | | D1NF60 D1NK60 | | | | | |
| | | | 1 | D1NL20U | D1NL40U | | | | D1NK100 | | |
|  | AX078 | A4-1 | 1.5 | D2L20U | | | | | | | ① ← ② |
| | | | 2 | | D2L40U | | | | | | |
|  | AX10 | A5-1 | 1.5 | S2L20U | | S2L60 | | | | | ① ← ② |
| | | | 2 | | S2L40U | | | | S2K100 | | |
|  | AX14 | A7 | 2.2 | | | S3L60 | | | | | ① ← ② |
| | | | 3 | S3L20U | S3L40U | S3K60 | | | | | |

Single

| Surface Mount | | | | | | | | | | | | | | | | |
|--|------|-------------------|--------------------------|-------------|--------------------|----------|------------|----------------------------|-------------------|-----------------------|----------------|---|--------------|-------------------|------------|--------|
| JEDEC Code JEITA Code House Name | Fig. | Type No. | Absolute Maximum Ratings | | | | | Electrical Characteristics | | | | | Halogen free | Based on AEC-Q101 | Automotive | Series |
| | | | VRRM [V] | IF (AV) [A] | Conditions Tc [°C] | IFSM [A] | Tj [°C] | Vf (max) [V] | Conditions IF [A] | Ir (max) Vr=VRRM [μA] | trr (max) [ns] | | | | | |
| DO-219AA similar M1F | B2 | M1FK60 | 600 | 1 | 116 *1 | 15 | 150 | 1.5 | 1 | 10 | 75 | - | - | ○ | K series | |
| | | M1FL20U | 200 | 1.1 | 25 *2 | 30 | 150 | 0.98 | 1.1 | 10 | 35 | - | ○ | ○ | - | |
| | | M1FL40U | 400 | 1.5 | 139 | 30 | 175 | 1.2 | 1 | 10 | 25 | - | ■ | ○ | - | |
| DO-214AC 1F | B3-1 | D1FK60 | 600 | 0.8 | 29 *2 | 20 | 150 | 1.3 | 0.8 | 10 | 75 | - | ○ | ○ | K series | |
| | | D1FK70 | 700 | 0.8 | 32 *2 | 25 | 150 | 1.3 | 0.8 | 10 | 400 | - | ○ | ○ | - | |
| | | D1FK100 | 1000 | 1 | 97 *1 | 20 | 150 | 2.1 | 1 | 10 | 75 | - | ○ | ○ | K series | |
| | | N D1FK120P | 1200 | 1 | 79 *1 | 18 | -55 to 150 | 3.0 | 1 | 10 | 85 | - | ○ | ■ | K series | |
| | | D1FK120 | 1200 | 1 | 75 *1 | 20 | 150 | 3.0 | 1 | 10 | 120 | - | - | ■ | K series | |
| | | D1FL20U | 200 | 1.1 | 25 *2 | 20 | 150 | 0.98 | 1.1 | 10 | 35 | - | ○ | ○ | - | |
| - | B5-1 | D3CE20LUS | 200 | 3 | 105 *1 | 60 | -55 to 150 | 0.98 | 3 | 10 | 25 | - | ○ | ○ | - | |
| | | D3CE60K | 600 | 3 | 78 *1 | 50 | 150 | 1.45 | 3 | 10 | 80 | - | ○ | ○ | K series | |
| DO-214AA similar M2F | B6 | M2FL20U | 200 | 1.5 | 31 *2 | 50 | 150 | 0.92 | 1.5 | 10 | 35 | - | - | ○ | - | |
| | | M3FL20U | 200 | 3 | 75 *1 | 75 | 150 | 0.95 | 3 | 10 | 35 | - | ○ | ○ | - | |
| - | B9-1 | D2FL40 | 400 | 1.3 | 25 *2 | 40 | 150 | 1.3 | 1.3 | 10 | 50 | - | - | - | - | |
| | | D2FL20U | 200 | 1.5 | 25 *2 | 50 | 150 | 0.98 | 1.5 | 10 | 35 | - | ○ | ○ | - | |
| | | D2FK60 | 600 | 1.5 | 101 *1 | 40 | 150 | 1.3 | 1.5 | 10 | 75 | - | - | ○ | K series | |
| | | N D2FL40U | 400 | 2 | 100 *1 | 95 | -55 to 150 | 1.25 | 2 | 10 | 35 | - | - | - | - | |
| | | D3FK60 | 600 | 2.1 | 93 *1 | 120 | 150 | 1.2 | 2.1 | 10 | 75 | - | - | ○ | K series | |
| - | G1-5 | D3FK120 | 1200 | 2.2 | 91 *1 | 160 | -55 to 150 | 2.1 | 3 | 10 | 80 | - | - | - | K series | |
| | | DE3L20UA | 200 | 3 | 137 | 60 | 150 | 0.98 | 3 | 10 | 35 | - | - | ■ | - | |
| | | DE5L60U | 600 | 5 | 91 | 60 | 150 | 3.0 | 5 | 25 | 25 | - | - | ■ | - | |
| TO-277A similar FY | G4 | D5FY60K | 600 | 5 | 130 *1 | 200 | -55 to 150 | 1.25 | 5 | 10 | 95 | ○ | - | ■ | K series | |
| SC-83 similar STO-220 | H1-2 | DF8L60US | 600 | 8 | 66 | 60 | 150 | 3.6 | 8 | 50 | 25 | - | - | - | US series | |
| | | DF10L60 | 600 | 10 | 105 | 100 | 150 | 1.9 | 10 | 10 | 50 | - | - | - | - | |
| | | DF20L60 | 600 | 20 | 84 | 170 | 150 | 1.9 | 20 | 25 | 70 | - | - | - | - | |
| | | DF20L60U | 600 | 20 | 93 | 160 | 150 | 3.0 | 20 | 25 | 35 | - | - | - | - | |
| TO-252AA similar FR | G5 | D10FR60LA | 600 | 10 | 110 | 140 | -55 to 150 | 2.1 | 10 | 10 | 28 | - | ○ | ○ | A series | |
| | | D15FR60LA | 600 | 15 | 95 | 220 | -55 to 150 | 2.1 | 15 | 10 | 30 | - | ○ | ○ | A series | |
| SC-83 similar FD | H2-1 | D8FD60LUS | 600 | 8 | 120 | 60 | 175 | 3.6 | 8 | 50 | 25 | - | - | ○ | US series | |
| | | D20FD60LU | 600 | 20 | 93 | 160 | 150 | 3.0 | 20 | 25 | 35 | - | ○ | ○ | - | |
| | | D30FD60K | 600 | 30 | 102 | 300 | 150 | 1.7 | 30 | 10 | 95 | - | - | ■ | K series | |


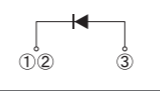

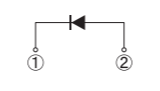




N : New product *1 : Tl *2 : Ta ■ : Please contact us.

| Axial | | | | | | | | | | | | | | | | |
|--|------|----------|--------------------------|-------------|--------------------|----------|---------|----------------------------|-------------------|-----------------------|----------------|---|--------------|-------------------|------------|--------|
| JEDEC Code JEITA Code House Name | Fig. | Type No. | Absolute Maximum Ratings | | | | | Electrical Characteristics | | | | | Halogen free | Based on AEC-Q101 | Automotive | Series |
| | | | VRRM [V] | IF (AV) [A] | Conditions Ta [°C] | IFSM [A] | Tj [°C] | Vf (max) [V] | Conditions IF [A] | Ir (max) Vr=VRRM [μA] | trr (max) [ns] | | | | | |
| - | A1 | D1NF60 | 600 | 0.8 | 25 | 50 | 150 | 1.3 | 0.8 | 10 | 400 | - | - | - | - | |
| | | D1NK60 | 600 | 0.8 | 26 | 35 | 150 | 1.3 | 0.8 | 10 | 75 | - | - | - | K series | |
| | | D1NL20U | 200 | 1 | 25 | 25 | 150 | 0.98 | 1 | 10 | 35 | - | - | - | - | |
| | | D1NL40U | 400 | 1 | 137 *1 | 50 | 150 | 1.25 | 1 | 10 | 25 | - | - | - | - | |
| | | D1NK100 | 1000 | 1 | 127 *1 | 30 | 150 | 2.1 | 1 | 10 | 75 | - | - | - | K series | |
| - | A4-1 | D2L20U | 200 | 1.5 | 125 *1 | 40 | 150 | 0.98 | 1.5 | 10 | 35 | - | - | - | - | |
| | | D2L40U | 400 | 2 | 108 *1 | 80 | 150 | 1.25 | 2 | 10 | 35 | - | - | - | - | |
| - | A5-1 | S2L20U | 200 | 1.5 | 25 | 50 | 150 | 0.98 | 1.5 | 10 | 35 | - | - | - | - | |
| | | S2L60 | 600 | 1.5 | 125 *1 | 50 | 150 | 1.5 | 1.5 | 10 | 50 | - | - | - | - | |
| | | S2L40U | 400 | 2 | 120 *1 | 100 | 150 | 1.25 | 2 | 10 | 35 | - | - | - | - | |
| - | A7 | S2K100 | 1000 | 2 | 91 *1 | 65 | 150 | 2.1 | 2 | 10 | 75 | - | - | - | K series | |
| | | S3L60 | 600 | 2.2 | 132 *1 | 60 | 150 | 1.5 | 2.2 | 10 | 50 | - | - | - | - | |
| | | S3L20U | 200 | 3 | 128 *1 | 60 | 150 | 0.98 | 2.1 | 10 | 35 | - | - | - | - | |
| | | S3L40U | 400 | 3 | 126 *1 | 150 | 150 | 1.25 | 3 | 10 | 35 | - | - | - | - | |
| | | S3K60 | 600 | 3 | 123 *1 | 120 | 150 | 1.3 | 3 | 10 | 100 | - | - | - | K series | |


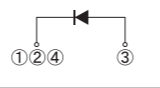
*1 : Tl

FAST RECOVERY DIODES




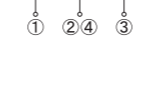
Single

| Two Terminal Type | | | | | | | | | | | |
|---|--|------|---|---------------------|----------|---|---|------------|--|---------|---|
| Package | JEDEC Code JEITA Code House Name | Fig. | IF(AV) [A] | VRRM[V] | | | Remarks | | | | |
| | | | | 200 | 400 | 600 | | | | | |
|  28.5 × 10.0 × 4.5(mm) | SC-91A FTO-220 | J1 | 3 | | | SF3L60U |  | | | | |
| | | | 5 | | | SF5L60U | | | | | |
| | | | 10 | | | SF10L60U | | | | | |
| | | | 20 | | | SF20L60U | | | | | |
| | | | 3 | | | SF3K60M | | | | | |
|  28.5 × 10.0 × 4.5(mm) | SC-91 FTO-220AG | J3 | 5 | | SF5L40UM | SF5K60M |  | | | | |
| | | | 8 | | | SF8K60USM SF8K60M | | | | | |
| | | | 10 | | | SF10K60M SF10L60MVM SF10L60MSM SF10L60AM | | | | | |
| | | | 20 | | | SF20K60M SF20L60MVM SF20L60MSM SF20L60AM | | | | | |
| | | |  28.5 × 10.0 × 4.5(mm) | SC-91 FTO-220G | J4 | 5 | | SG5L20USM | | |  |
| | | | | | | 10 | | SG10L20USM | | | |
| | | |  41.0 × 16.0 × 5.0(mm) | TO-247AD MTO-3PT | K2 | 20 | | | | S20K60T |  |
| | | | | | | 30 | | | | S30K60T | |

■ : New product

| Three Terminal Type | | | | | | | |
|---|--|------|---------------|---------|----------|------|---|
| Package | JEDEC Code JEITA Code House Name | Fig. | IF(AV) [A] | VRRM[V] | | | Remarks |
| | | | | 600 | 1000 | 1200 | |
|  41.0 × 16.0 × 5.0(mm) | TO-247AD MTO-3PV | K6 | 20 | | S20K100V | |  |
| | | | 30 | S30K60V | S30K100V | | |

Center Tap, Common Cathode

| Surface Mount | | | | | | | | |
|---|--|------|---------------|--------------------------|----------|-----|-----|---|
| Package | JEDEC Code JEITA Code House Name | Fig. | IF(AV) [A] | VRRM[V] | | | | Remarks |
| | | | | 200 | 300 | 400 | 600 | |
|  9.5 × 6.6 × 2.65(mm) | SC-63 E-pack | G1-1 | 5 | DE5LC20U | | | |  |
| | | | 10 | DF10LC20U | DF10LC30 | | | |
|  13.2 × 10.2 × 4.7(mm) | SC-83 similar STO-220 | H1-1 | 20 | DF20LC20US | DF20LC30 | | |  |
| | | | 20 | D20FDC20L D20FDC20LUS | | | | |

Single

| Two Terminal Type | | | | | | | | | | | | | | | |
|--|------|------------|--------------------------|-------------|--------------------|----------|------------|----------------------------|-------------------|-----------------------|----------------|--------------|-------------------|------------|-----------|
| JEDEC Code JEITA Code House Name | Fig. | Type No. | Absolute Maximum Ratings | | | | | Electrical Characteristics | | | | Halogen free | Based on AEC-Q101 | Automotive | Series |
| | | | VRRM [V] | IF (AV) [A] | Conditions Tc [°C] | IFSM [A] | Tj [°C] | Vf (max) [V] | Conditions IF [A] | Ir (max) Vr=VRRM [μA] | ttr (max) [ns] | | | | |
| SC-91A FTO-220 | J1 | SF3L60U | 600 | 3 | 115 | 40 | 150 | 3.00 | 3 | 25 | 20 | - | - | - | - |
| | | SF5L60U | 600 | 5 | 96 | 60 | 150 | 3.00 | 5 | 25 | 25 | - | - | - | - |
| | | SF10L60U | 600 | 10 | 85 | 120 | 150 | 3.00 | 10 | 25 | 25 | - | - | ■ | - |
| | | SF20L60U | 600 | 20 | 68 | 180 | 150 | 3.00 | 20 | 25 | 35 | - | - | ■ | - |
| SC-91 FTO-220AG | J3 | SF3K60M | 600 | 3 | 132 | 90 | 150 | 1.45 | 3 | 10 | 80 | - | - | - | K series |
| | | SF5L40UM | 400 | 5 | 121 | 100 | 150 | 1.25 | 5 | 10 | 30 | - | - | ■ | - |
| | | SF5K60M | 600 | 5 | 119 | 120 | 150 | 1.50 | 5 | 10 | 85 | - | - | ■ | K series |
| | | SF8K60USM | 600 | 8 | 70 | 60 | 150 | 3.60 | 8 | 50 | 25 | - | - | - | US series |
| | | SF8K60M | 600 | 8 | 108 | 150 | 150 | 1.50 | 8 | 10 | 90 | - | - | ■ | K series |
| | | SF10K60M | 600 | 10 | 106 | 180 | 150 | 1.50 | 10 | 10 | 95 | - | - | - | K series |
| | | SF10L60MVM | 600 | 10 | 119 | 200 | 150 | 1.10 | 10 | 10 | 115 | - | - | ■ | ML series |
| | | SF10L60MSM | 600 | 10 | 110 | 160 | 150 | 1.37 | 10 | 10 | 60 | - | - | ■ | ML series |
| | | SF10L60AM | 600 | 10 | 106 | 180 | -55 to 150 | 2.10 | 10 | 10 | 28 | - | - | - | A series |
| | | SF20K60M | 600 | 20 | 96 | 240 | 150 | 1.50 | 20 | 10 | 95 | - | - | - | K series |
| | | SF20L60MVM | 600 | 20 | 106 | 250 | 150 | 1.10 | 20 | 10 | 130 | - | - | ■ | ML series |
| | | SF20L60MSM | 600 | 20 | 96 | 220 | 150 | 1.37 | 20 | 10 | 70 | - | - | ■ | ML series |
| SF20L60AM | 600 | 20 | 77 | 260 | -55 to 150 | 2.10 | 20 | 10 | 35 | - | - | - | A series | | |
| SC-91 FTO-220G | J4 | SG5L20USM | 200 | 5 | 125 | 90 | 150 | 0.96 | 5 | 10 | 25 | - | - | - | - |
| | | SG10L20USM | 200 | 10 | 101 | 200 | 150 | 0.96 | 10 | 10 | 25 | - | - | - | - |
| TO-247AD MTO-3PT | K2 | S20K60T | 600 | 20 | 121 | 300 | 150 | 1.50 | 20 | 10 | 95 | - | - | - | K series |
| | | S30K60T | 600 | 30 | 123 | 450 | 150 | 1.50 | 30 | 10 | 100 | - | - | - | K series |

■ : New product ■ : Please contact us.

| Three Terminal Type | | | | | | | | | | | | | | | |
|--|------|----------|--------------------------|-------------|--------------------|----------|---------|----------------------------|-------------------|-----------------------|----------------|--------------|-------------------|------------|----------|
| JEDEC Code JEITA Code House Name | Fig. | Type No. | Absolute Maximum Ratings | | | | | Electrical Characteristics | | | | Halogen free | Based on AEC-Q101 | Automotive | Series |
| | | | VRRM [V] | IF (AV) [A] | Conditions Tc [°C] | IFSM [A] | Tj [°C] | Vf (max) [V] | Conditions IF [A] | Ir (max) Vr=VRRM [μA] | ttr (max) [ns] | | | | |
| TO-247AD MTO-3PV | K6 | S20K100V | 1000 | 20 | 127 | 550 | 150 | 2.10 | 20 | 10 | 120 | - | - | ○ | K series |
| | | S30K60V | 600 | 30 | 108 | 450 | 150 | 1.50 | 30 | 10 | 100 | - | - | ○ | K series |
| | | S30K100V | 1000 | 30 | 116 | 600 | 150 | 2.10 | 30 | 10 | 120 | - | - | ○ | K series |

Center Tap, Common Cathode


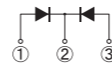


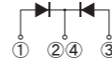

| Surface Mount | | | | | | | | | | | | | | | |
|--|------|-------------|--------------------------|-------------|--------------------|----------|---------|----------------------------|-------------------|-----------------------|----------------|--------------|-------------------|------------|--------|
| JEDEC Code JEITA Code House Name | Fig. | Type No. | Absolute Maximum Ratings | | | | | Electrical Characteristics | | | | Halogen free | Based on AEC-Q101 | Automotive | Series |
| | | | VRRM [V] | IF (AV) [A] | Conditions Tc [°C] | IFSM [A] | Tj [°C] | Vf (max) [V] | Conditions IF [A] | Ir (max) Vr=VRRM [μA] | ttr (max) [ns] | | | | |
| SC-63 E-pack | G1-1 | DE5LC20U | 200 | 5 | 81 | 50 | 150 | 0.98 | 2.5 | 10 | 35 | - | - | ■ | - |
| SC-83 similar STO-220 | H1-1 | DF10LC20U | 200 | 10 | 127 | 80 | 150 | 0.98 | 5 | 10 | 35 | - | - | - | - |
| | | DF10LC30 | 300 | 10 | 124 | 80 | 150 | 1.30 | 5 | 25 | 30 | - | - | - | - |
| | | DF20LC20US | 200 | 20 | 125 | 180 | 150 | 0.96 | 10 | 10 | 25 | - | - | - | - |
| | | DF20LC30 | 300 | 20 | 124 | 180 | 150 | 1.30 | 10 | 25 | 30 | - | - | - | - |
| SC-83 similar FD | H2-2 | D20FDC20L | 200 | 20 | 113 | 100 | 175 | 1.20 | 10 | 10 | 30 | - | ○ | ○ | - |
| | | D20FDC20LUS | 200 | 20 | 125 | 180 | 150 | 0.96 | 10 | 10 | 25 | - | - | ○ | - |

■ : Please contact us.

FAST RECOVERY DIODES

Center Tap, Common Cathode

Three Terminal Type

| Package | JEDEC Code JEITA Code House Name | Fig. | I _{F(AV)} [A] | V _{RRM} [V] | | | | Remarks |
|--|--|------|---------------------------|----------------------|------------|------------------------|---|---|
| | | | | 200 | 300 | 400 | 600 | |
|  28.5 × 10.0 × 4.5(mm) | — SC-91 FTO-220AG | J8-1 | 5 | | | SF5LC40UM |  | |
| | | | 10 | | | SF10LC40UM | | |
| | | | 20 | | SF20LC30M | SF10KC60M SF20KC60M | | |
|  28.5 × 10.0 × 4.5(mm) | — SC-91 FTO-220G | J9 | 5 | SG5LC20USM | | | | |
| | | | 10 | SG10LC20USM | | | | |
| | | | 20 | SG20LC20USM | | | | |
|  41.0 × 16.0 × 5.0(mm) | TO-247AD — MTO-3PT | K5-2 | 20 | S20LC20UST | S20LC30T | S20LC40UT | S20LC60UST |  |
| | | | | S20LC40UV | S20LC60USV | | | |
|  41.0 × 16.0 × 5.0(mm) | TO-247AD — MTO-3PV | K7-1 | 20 | | | S20LC40UV | S20LC60USV | |

Center Tap, Common Cathode

Three Terminal Type



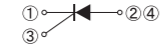



| JEDEC Code JEITA Code House Name | Package | Fig. | Type No. | Absolute Maximum Ratings | | | | Electrical Characteristics | | | | Halogen free | Based on AEC-Q101 | Automotive | Series | |
|--|---------|------|-------------|--------------------------|---------------------------|--------------------------------------|-------------------------|----------------------------|--------------------------------|-------------------------------------|---|--------------|-------------------|------------|--------|----------------------------------|
| | | | | V _{RRM} [V] | I _{F(AV)} [A] | Conditions T _C [°C] | I _{FSM} [A] | T _J [°C] | V _F (max) [V] | Conditions I _F [A] | I _R (max) V _R =V _{RRM} [μA] | | | | | t _{rr} (max) [ns] |
| — SC-91 FTO-220AG | J8-1 | | SF5LC40UM | 400 | 5 | 132 | 80 | 150 | 1.25 | 2.5 | 10 | 30 | — | — | — | — |
| | | | SF10LC40UM | 400 | 10 | 120 | 100 | 150 | 1.25 | 5 | 10 | 30 | — | — | — | — |
| | | | SF10KC60M | 600 | 10 | 109 | 120 | 150 | 1.50 | 5 | 10 | 85 | — | — | ■ | K series |
| | | | SF20LC30M | 300 | 20 | 107 | 250 | 150 | 1.30 | 10 | 25 | 30 | — | — | — | — |
| — SC-91 FTO-220G | J9 | | SF20KC60M | 600 | 20 | 97 | 180 | 150 | 1.50 | 10 | 10 | 95 | — | — | ■ | K series |
| | | | SG5LC20USM | 200 | 5 | 133 | 70 | 150 | 0.96 | 2.5 | 10 | 25 | — | — | — | — |
| | | | SG10LC20USM | 200 | 10 | 122 | 90 | 150 | 0.96 | 5 | 10 | 25 | — | — | — | — |
| TO-247AD — MTO-3PT | K5-2 | | SG20LC20USM | 200 | 20 | 95 | 150 | 150 | 0.96 | 10 | 10 | 25 | — | — | — | — |
| | | | S20LC20UST | 200 | 20 | 126 | 120 | 150 | 0.96 | 10 | 10 | 25 | — | — | — | — |
| | | | S20LC30T | 300 | 20 | 124 | 220 | 150 | 1.30 | 10 | 25 | 30 | — | — | — | — |
| TO-247AD — MTO-3PV | K7-1 | | S20LC40UT | 400 | 20 | 123 | 130 | 150 | 1.25 | 10 | 10 | 30 | — | — | — | — |
| | | | S20LC60UST | 600 | 20 | 63 | 60 | 150 | 3.60 | 10 | 50 | 25 | — | — | — | — |
| | | | S20LC40UV | 400 | 20 | 123 | 200 | 150 | 1.25 | 10 | 10 | 30 | — | — | ○ | — |
| S20LC60USV | 600 | 20 | 65 | 60 | 150 | 3.60 | 10 | 50 | 25 | — | — | ○ | — | | | |


■ : Please contact us.

THYRISTORS



The Thyristor, in its normal state, will block an applied voltage in either direction, but when an appropriate current pulse is applied to the gate, current will flow through the anode to the cathode thus turning on power to the load circuit. The Thyristor has a planar passivation, and is available in both the general reverse-blocking type and the type without reverse voltage. The Thyristor without reverse voltage is suitable for a circuit limiting inrush current.


Thyristors

| Package |  10.0 × 6.6 × 2.3(mm) |  28.5 × 10.0 × 4.5(mm) | | |
|--|--|---|-------------------------------------|--|
| JEDEC Code JEITA Code House Name | TO-252AA — FB | — SC-91 FTO-220AG | | |
| Fig. | G2-2 | J8-5 | | |
| Internal Circuit |  |  | | |
| $I_T(AV)$ [A] | 3 | 5 | 5 | 8 |
| V_{DRM} [V] | 400 | KC3FB40H | KC5FB40H | |
| | 600 | | KC5FB60H KC5FB60HR KC5FB60HRT |  KC5SF60HRT |
| | 800 | | |  KC8SF80 |

 : New product

Thyristors

| Package | | Type No. | Absolute Maximum Ratings | | | | | | Electrical Characteristics | | | | | Halogen free | Based on AEC-Q101 | Automotive |
|--|------|--|--------------------------|---------------|---------------|--------------------------|---------------|------------|----------------------------|----------------------------|-------------------|--------------------|-----------------|--------------|-------------------|------------|
| JEDEC Code JEITA Code House Name | Fig. | | V_{DRM} [V] | V_{RRM} [V] | $I_T(AV)$ [A] | Conditions T_C [°C] | I_{TSM} [A] | T_J [°C] | $V_{TM(max)}$ [V] | Conditions I_{TM} [A] | $V_{GT(max)}$ [V] | $I_{GT(max)}$ [μA] | $I_H(max)$ [mA] | | | |
| TO-252AA — FB | G2-2 | KC3FB40H | 400 | 400 | 3 | 111 | 40 | -40 to 125 | 1.4 | 4 | 0.8 | 100 | 5 | — | — | — |
| | | KC5FB40H | 400 | 400 | 5 | 101 | 65 | -40 to 125 | 1.6 | 10 | 0.8 | 200 | typ.1 | — | — | — |
| | | KC5FB60H | 600 | 600 | 5 | 98 | 90 | -40 to 125 | 1.8 | 15 | 0.8 | 100 | 5 | — | — | — |
| | | KC5FB60HRT | 600 | — | 5 | 98 | 90 | -40 to 125 | 1.8 | 15 | 0.8 | 100 | 5 | — | — | — |
| — SC-91 FTO-220AG | J8-5 |  KC5SF60HRT | 600 | — | 5 | 127 | 82 | -40 to 150 | 1.8 | 15 | 0.8 | 100 | 5 | — | — | — |
| | |  KC8SF80 | 800 | 800 | 8 | 130 | 120 | -40 to 150 | 1.5 | 20 | 1.0 | 15mA | 100 | — | — | — |

 : New product




SIDACs

SIDAC series are semiconductor devices energized by the addition of a specific voltage. They are commonly used for switching devices or pulse generating devices.

Bi-directional (K1V series)

- Features
 1. Symmetrical characteristics.
 2. Operating directly from the AC mains, and can be used in all kinds of pulse generating circuits.
 3. The glass passivation ensures high reliability.




- Applications
 1. Pulse generation : gas igniters,HID(high intensity discharge)lamp drive circuit,etc.
 2. AC switching : drive circuit for switching power supplies,voltage detecting circuits,etc.
 3. Over voltage protection : AC line surge protection,capacitor rupture prevention,etc.

| Package |  |  |  |
|----------------------|---|---|---|
| JEDEC Code | DO-214AC | - | - |
| JEITA Code | - | - | - |
| House Name | 1F | AX06 | AX10 |
| Fig. | B4-3 | A2-1 | A5-3 |
| Internal Circuit | ①—N—② | | |
| V _{DRM} [V] | 5 | K1VZL09 | |
| | 15 | K1VZL20 | |
| | 90 | K1V(A)10 K1V(A)11 K1V(A)12 | K1V10 K1V11 K1V12 |
| | 115 | K1V(A)16 | K1V14 |
| | 180 | | K1V22 K1V24 K1V26 |
| | 270 | | K1V22(W) K1V24(W) K1V26(W) K1V36(W) K1V38(W) |

Uni-directional (G1V series)

- Features
 1. Uni-directional characteristics.
 2. Smaller package than bi-directional SIDAC.
 3. Switching operation from DC power for pulse generation.
 4. The glass passivation ensures high reliability.

- Applications
 1. Pulse generation : gas igniters,negative ion generators, HID(high intensity discharge) lamp drive circuit,etc.
 2. Over voltage protection : DC line surge protection.

| Package |  |  |  |
|----------------------------|---|---|---|
| JEDEC Code | DO-214AC | - | - |
| JEITA Code | - | - | - |
| House Name | 1F | AX06 | AX078 |
| Fig. | B3-3 | A2-3 | A4-3 |
| Internal Circuit | ①—N—② | | |
| V _{DRM(A)} [V] | 70 | G1VL8C | G1V(A)8C |
| | 90 | G1VL10C | G1V(A)10C |
| | 100 | | G1V(A)12C |
| | 110 | | G1V(A)13C |
| | 115 | | G1V(A)15C |
| | 120 | G1VL15C | G1V(A)14C |
| | 170 | G1VL20C | G1V(A)20C |
| | 190 | G1VL22C G1VL24C | |
| 210 | | G1V(B)20C G1V(B)22C G1V(B)24C | |

Bi-directional (K1V series)

| Surface Mount | | Type No. | Absolute Maximum Ratings | | | | | Electrical Characteristics | | | | | Halogen free | Automotive | | |
|---------------|------------|----------|--------------------------|---------------------|------------|------------------|----------------|----------------------------|--------------------|------------|-----------------|----------------|--------------------|------------|----------------|------------|
| JEDEC Code | Fig. | | V _{DRM} | I _T | Conditions | T _{stg} | T _j | V _{BO} | I _{DRM} | Conditions | I _{BO} | I _H | | | V _T | Conditions |
| JEITA Code | House Name | [V] | [A] | T _L [°C] | [°C] | [°C] | [V] | [μA] | V _D [V] | [mA] | [mA] | [V] | I _T [A] | | | |
| DO-214AC | B4-3 | K1VZL09 | 5 | 0.5 | 110 | -40 to 125 | 125 | 8 to 12 | 5 | 5 | 20 | 20 | 1.2 | 0.5 | - | - |
| 1F | | K1VZL20 | 15 | 0.5 | 110 | -40 to 125 | 125 | 18 to 22 | 5 | 15 | 20 | 20 | 1.2 | 0.5 | - | - |

| Axial | | Type No. | Absolute Maximum Ratings | | | | | | | Electrical Characteristics | | | | | Halogen free | Automotive |
|------------|------------|----------|--------------------------|---------------------|------------|------------------|------------|---------------------|----------------|----------------------------|----------------|--------------------|------------|---|--------------|------------|
| JEDEC Code | Fig. | | V _{DRM} | I _T | Conditions | I _{TRM} | Conditions | di _T /dt | T _j | V _{BO} | I _H | V _T | Conditions | | | |
| JEITA Code | House Name | [V] | [A] | T _L [°C] | [A] | f [Hz] | [A/μs] | [°C] | [V] | [mA] | [V] | I _T [A] | | | | |
| - | AX06 | K1V(A)10 | 90 | 1 | 109 | 16 | 60 | 60 | 125 | 95 to 113 | 50 | 1.6 | 1 | - | - | |
| | | K1V(A)11 | 90 | 1 | 109 | 16 | 60 | 60 | 125 | 104 to 118 | 50 | 1.6 | 1 | - | - | |
| | | K1V(A)12 | 90 | 1 | 109 | 16 | 60 | 60 | 125 | 110 to 125 | 50 | 1.6 | 1 | - | - | |
| | | K1V(A)16 | 115 | 1 | 98 | 16 | 60 | 60 | 125 | 145 to 170 | 50 | 1.6 | 1 | - | - | |
| - | A5-3 | K1V10 | 90 | 1 | 112 | 20 | 80 | 60 | 80 | 125 | 95 to 113 | 50 | 1.5 | 1 | - | - |
| | | K1V11 | 90 | 1 | 112 | 20 | 80 | 60 | 80 | 125 | 104 to 118 | 50 | 1.5 | 1 | - | - |
| | | K1V12 | 90 | 1 | 112 | 20 | 80 | 60 | 80 | 125 | 110 to 125 | 50 | 1.5 | 1 | - | - |
| | | K1V14 | 115 | 1 | 109 | 20 | 80 | 60 | 80 | 125 | 125 to 150 | 30 | 1.5 | 1 | - | - |
| | | K1V22 | 180 | 1 | 108 | 20 | 50 | 60 | 80 | 125 | 200 to 230 | 20 | 1.5 | 1 | - | - |
| | | K1V24 | 180 | 1 | 108 | 20 | 50 | 60 | 80 | 125 | 220 to 250 | 20 | 1.5 | 1 | - | - |
| | AX10 | K1V26 | 180 | 1 | 108 | 20 | 50 | 60 | 80 | 125 | 240 to 270 | 20 | 1.5 | 1 | - | - |
| | | K1V22(W) | 180 | 1 | 91 | 16 | 50 | 60 | 80 | 125 | 200 to 230 | 50 | 3 | 1 | - | - |
| | | K1V24(W) | 180 | 1 | 91 | 16 | 50 | 60 | 80 | 125 | 220 to 250 | 50 | 3 | 1 | - | - |
| | | K1V26(W) | 180 | 1 | 91 | 16 | 50 | 60 | 80 | 125 | 240 to 265 | 50 | 3 | 1 | - | - |
| | | K1V36(W) | 270 | 1 | 92 | 13 | 40 | 60 | 50 | 125 | 340 to 380 | 50 | 3 | 1 | - | - |
| | | K1V38(W) | 270 | 1 | 92 | 13 | 40 | 60 | 80 | 125 | 360 to 400 | 50 | 3 | 1 | - | - |

Uni-directional (G1V series)

| Surface Mount | | Type No. | Absolute Maximum Ratings | | | | | Electrical Characteristics | | | | | Halogen free | Automotive | |
|---------------|------------|----------|--------------------------|---------------------|------------|------------------|------------|----------------------------|----------------|--------------------|-----------------------|-----------------------|--------------|------------|------------|
| JEDEC Code | Fig. | | V _{DRM(A)} | I _T | Conditions | I _{TRM} | Conditions | di _T /dt | T _j | V _{BO(A)} | I _{H(A),(K)} | V _{T(A),(K)} | | | Conditions |
| JEITA Code | House Name | [V] | [A] | T _L [°C] | [A] | f [Hz] | [A/μs] | [°C] | [V] | [mA] | [V] | I _T [A] | | | |
| DO-214AC | 1F | G1VL8C | 70 | 1 | 98 | 80 | 60 | 150 | 125 | 75 to 90 | 100 | 1.5 | 1 | - | - |
| | | G1VL10C | 90 | 1 | 98 | 150 | 60 | 150 | 125 | 95 to 110 | 100 | 1.5 | 1 | - | - |
| | | G1VL15C | 120 | 1 | 98 | 120 | 60 | 150 | 125 | 142 to 157 | 60 | 1.5 | 1 | - | - |
| | | G1VL20C | 170 | 1 | 98 | 120 | 60 | 150 | 125 | 190 to 210 | 60 | 1.5 | 1 | - | - |
| | | G1VL22C | 190 | 1 | 98 | 280 | 5 | 150 | 125 | 210 to 230 | 60 | 1.5 | 1 | - | - |
| | | G1VL24C | 190 | 1 | 98 | 280 | 5 | 150 | 150 | 230 to 250 | 60 | 1.5 | 1 | - | - |

| Axial | | Type No. | Absolute Maximum Ratings | | | | | Electrical Characteristics | | | | | Halogen free | Automotive | |
|------------|------------|-----------|--------------------------|---------------------|------------|------------------|------------|----------------------------|----------------|--------------------|-----------------------|-----------------------|--------------|------------|------------|
| JEDEC Code | Fig. | | V _{DRM(A)} | I _T | Conditions | I _{TRM} | Conditions | di _T /dt | T _j | V _{BO(A)} | I _{H(A),(K)} | V _{T(A),(K)} | | | Conditions |
| JEITA Code | House Name | [V] | [A] | T _L [°C] | [A] | f [Hz] | [A/μs] | [°C] | [V] | [mA] | [V] | I _T [A] | | | |
| - | AX06 | G1V(A)8C | 70 | 1 | 98 | 80 | 60 | 80 | 125 | 75 to 90 | 100 | 1.5 | 1 | - | - |
| | | G1V(A)10C | 90 | 1 | 98 | 80 | 60 | 80 | 125 | 95 to 110 | 60 | 1.5 | 1 | - | - |
| | | G1V(A)12C | 100 | 1 | 98 | 80 | 60 | 80 | 125 | 110 to 130 | 60 | 1.5 | 1 | - | - |
| | | G1V(A)13C | 110 | 1 | 98 | 80 | 60 | 80 | 125 | 120 to 138 | 60 | 1.5 | 1 | - | - |
| | | G1V(A)14C | 120 | 1 | 98 | 80 | 60 | 80 | 125 | 130 to 150 | 60 | 1.5 | 1 | - | - |
| | | G1V(A)15C | 115 | 1 | 98 | 80 | 60 | 80 | 125 | 142 to 157 | 60 | 1.5 | 1 | - | - |
| - | AX078 | G1V(A)20C | 170 | 1 | 98 | 80 | 60 | 80 | 125 | 190 to 210 | 60 | 1.5 | 1 | - | - |
| | | G1V(B)20C | 170 | 1 | 102 | 120 | 60 | 220 | 150 | 190 to 210 | 60 | 1.5 | 1 | - | - |
| | | G1V(B)22C | 190 | 1 | 98 | 160 | 60 | 220 | 125 | 210 to 230 | 60 | 1.5 | 1 | - | - |
| | | G1V(B)24C | 210 | 1 | 102 | 120 | 60 | 220 | 150 | 230 to 250 | 60 | 1.5 | 1 | - | - |



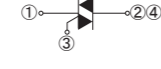
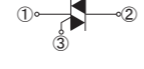








TRIACs

TRIACs are bidirectional Thyristors.

Our TRIACs are easy to use for motor and heater controls due to balanced gate sensitivity and (di/dt)_c.


Our lineup ranges from V_{DRM}=600 to 800V, I_{T(RMS)}=3 to 20A.

TRIACs (Triode for Alternating Current)








| Package |  10.0 × 6.6 × 2.3(mm) |  28.5 × 10.0 × 4.5(mm) |
|--|--|--|
| JEDEC Code JEITA Code House Name | TO-252AA — FB | — SC-91 FTO-220AG |
| Fig. | G2-3 | J8-4 |
| Internal Circuit |  |  |
| V _{DRM} [V] | 600 | |
| I _{T(RMS)} [A] | 3 |  KD3FB60 |
| | 5 |  KD3SF60E  KD3SF60 |
| | 8 |  KD5SF60 |
| | 12 |  KD8SF60 |
| | 16 |  KD12SF60 |
| | 20 |  KD16SF60  KD20SF60 |


 : New product

TRIACs (Triode for Alternating Current)

| Surface Mount | | | | | | | | | | | | | | |
|--|------|---|--------------------------|--------------------------------|------------------------|---------------------------------|--------------------------------------|--|---|--|--|--------------|-------------------|------------|
| Package | | Type No. | Absolute Maximum Ratings | | | Electrical Characteristics | | | | | | Halogen free | Based on AEC-Q101 | Automotive |
| JEDEC Code JEITA Code House Name | Fig. | | V _{DRM} [V] | I _T (RMS) [A] | T _J [°C] | V _{TM} (max) [V] | Conditions I _{TM} [A] | V _{GT} (max) (I, II, III)* [V] | I _{GT} (max) (I, II, III)* [mA] | (dv/dt) _c (min) (T _j =150°C, V _D =2/3V _{DRM}) [V/μs] | Conditions (di/dt) _c [A/ms] | | | |
| TO-252AA — FB | G2-3 |  KD3FB60 | 600 | 3 | -40 to 150 | 1.7 | 4.5 | 1.5 | 15 | 1 | -1.5 | — | — | — |

 : New product * : Operation mode IV is not guaranteed.

| Two Terminal Type | | | | | | | | | | | | | | |
|--|------|--|--------------------------|--------------------------------|------------------------|---------------------------------|--------------------------------------|--|---|--|--|--------------|-------------------|------------|
| Package | | Type No. | Absolute Maximum Ratings | | | Electrical Characteristics | | | | | | Halogen free | Based on AEC-Q101 | Automotive |
| JEDEC Code JEITA Code House Name | Fig. | | V _{DRM} [V] | I _T (RMS) [A] | T _J [°C] | V _{TM} (max) [V] | Conditions I _{TM} [A] | V _{GT} (max) (I, II, III)* [V] | I _{GT} (max) (I, II, III)* [mA] | (dv/dt) _c (min) (T _j =150°C, V _D =2/3V _{DRM}) [V/μs] | Conditions (di/dt) _c [A/ms] | | | |
| — SC-91 FTO-220AG | J8-4 |  KD3SF60E | 600 | 3 | -40 to 150 | 1.5 | 4.5 | 1.5 | 10 | — | — | — | — | — |
| | |  KD3SF60 | 600 | 3 | -40 to 150 | 1.5 | 4.5 | 1.5 | 20 | 1 | -1.5 | — | — | — |
| | |  KD5SF60 | 600 | 5 | -40 to 150 | 1.8 | 7 | 1.5 | 20 | 1 | -2.5 | — | — | — |
| | |  KD8SF60 | 600 | 8 | -40 to 150 | 1.6 | 12 | 1.5 | 30 | 1 | -4.0 | — | — | — |
| | |  KD12SF60 | 600 | 12 | -40 to 150 | 1.6 | 20 | 1.5 | 30 | 1 | -6.0 | — | — | — |
| | |  KD16SF60 | 600 | 16 | -40 to 150 | 1.5 | 25 | 1.5 | 30 | 1 | -8.0 | — | — | — |
|  KD20SF60 | 600 | 20 | -40 to 150 | 1.4 | 30 | 1.5 | 30 | 1 | -10.0 | — | — | — | — | |

 : New product * : Operation mode IV is not guaranteed.

| Terminal Characteristics | | | |
|--------------------------|------|-------|-----|
| Operation Mode | ① T1 | ②④ T2 | ③ G |
| I | — | + | + |
| II | — | + | — |
| III | + | — | — |
| IV | + | — | + |




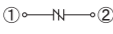
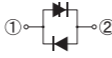
SURGE ABSORBERS

Surge Absorbers are semiconductor devices of the Thyristor type that turns on when triggered by their rated voltage. They are commonly used for lightning surge protection in communications equipment.

Thyristor Surge Suppressors

- Features**
1. Bi-directional or uni-directional characteristics.
 2. High speed response.
 3. Large surge current capacity.
 4. Repetitive use against surges is possible.



- Applications**
1. Lightning surge adsorption for communications circuits.
 2. Lightning surge adsorption for transmitters and switchboards.
 3. Surge protection for ISDN terminals.

| Series | KL Series | KU Series | KP Series |
|---|--|---|--|
| Package |  5.0 × 2.5 × 2.0(mm) |  5.1 × 3.75 × 2.0(mm) |  7.6 × 4.0 × 2.8(mm) |
| JEDEC Code JEITA Code House Name | DO-214AC - 1F | DO-214AA similar - M2F | - - 2F |
| Fig. | B4-3 | B7 B8 | B9-4 |
| Internal Circuit |  | |  |
| Off-state Voltage V _D [V] | 5 | KL3Z07 | |
| | 15 | KL3Z18 | |
| | 58 | KL3L07 | |
| | 63 | | KU10L08 |
| | 70 | | KU4F8 |
| | 90 | | KU10NU11 |
| | 92 | | KP20NU11 KP40NU11 |
| | 100 | | KU4F12 |
| | 115 | | KU10NU13 |
| | 120 | KL3N14 | KU10N14 KU15N14 |
| | 175 | KL3R20 | |
| | 180 | | KP40RU22 |
| | 190 | | KU10R23NS |
| | 220 | | KU10R27NS |
| 250 | | KU10R29NS | |
| 275 | | KU5S31NS KU10S31NS KU10S35NS | |

Varistor

- Features**
1. Bi-directional surge absorption is possible.
 2. Low junction capacitance.

- Applications**
1. Telephone set surge absorption.
 2. Digital communications circuit surge absorption.
 3. ISDN terminal surge absorption.

| | |
|--|--|
| Package |  5.0 × 2.5 × 2.0(mm) |
| JEDEC Code JEITA Code House Name | DO-214AC - 1F |
| Fig. | B4-1 |
| Internal Circuit |  |
| V _F [V] | 2.3 ± 0.25 |
| | VR61F1 |

Thyristor Surge Suppressors

| Package | | Type No. | Absolute Maximum Ratings | | | | Electrical Characteristics | | | Halogen free | UL | Automotive |
|--|-----------|-----------|--------------------------|-------------------------|--------------------|------------------------|---------------------------------|---------------------------------|---------------------------------|--------------|----|------------|
| JEDEC Code JEITA Code House Name | Fig. | | V _{BRM} [V] | I _{TSM} [A] | Conditions [μs] | T _J [°C] | V _{BO} (min) [V] | I _H (min) [mA] | C _t (max) [pF] | | | |
| DO-214AC - 1F | B4-3 | KL3Z07 | 5 | 30 | 10/1000 | 125 | 5.5 *1 | 50 | - | - | - | |
| | | KL3Z18 | 15 | 30 | 10/1000 | 125 | 15.5 *1 | 50 | - | - | - | |
| | | KL3L07 | 58 | 30 | 10/1000 | 125 | 65 | 100 | 90 | - | - | |
| | | KL3N14 | 120 | 30 | 10/1000 | 125 | 130 | 100 | 50 | - | - | |
| | | KL3R20 | 175 | 30 | 10/1000 | 125 | 180 | 100 | 30 | - | - | |
| DO-214AA similar - M2F | B7 | KU10L08 | 63 | 100 | 10/1000 | 125 | 70 | 100 | 180 | - | UL | - |
| | | KU4F8 | 70 | 40 | 10/1000 | 125 | 75 | 100 | 100 | - | - | - |
| | B7 | KU10NU11 | 60 | 100 | 10/1000 | 125 | 100 | 150 | - | - | - | - |
| | | KU4F12 | 100 | 40 | 10/1000 | 125 | 110 | 100 | 100 | - | - | - |
| | | KU10NU13 | 60 | 100 | 10/1000 | 125 | 120 | 100 | - | - | - | - |
| | | KU10N14 | 120 | 100 | 10/1000 | 125 | 125 | 100 | 140 | - | UL | - |
| | | KU15N14 | 120 | 150 | 10/1000 | 125 | 125 | 100 | 110 | - | UL | - |
| | | KU10R23NS | 190 | 100 | 10/1000 | 125 | 290 *2 | 100 | 90 | - | - | - |
| | | KU10R27NS | 220 | 100 | 10/1000 | 125 | 320 *2 | 100 | 70 | - | UL | - |
| | | KU10R29NS | 250 | 100 | 10/1000 | 125 | 400 *2 | 100 | 70 | - | UL | - |
| B9-4 | KU5S31NS | 275 | 50 | 10/1000 | 125 | 420 *2 | 150 | 70 | - | - | - | |
| | KU10S31NS | 275 | 100 | 10/1000 | 125 | 420 *2 | 100 | 90 | - | UL | - | |
| | | KU10S35NS | 275 | 100 | 10/1000 | 125 | 450 *2 | 100 | 90 | - | - | |
| - - 2F | B9-4 | KP20NU11 | 60 | 325 | 10/700 | 125 | 100 | 150 | 295 *3 | - | - | - |
| | | KP40NU11 | 60 | 500 | 10/700 | 125 | 100 | 150 | 485 *3 | - | - | - |
| | | KP40RU22 | 60 | 500 | 10/700 | 125 | 195 | 100 | 285 *3 | - | - | - |

*1 : V_{BR} *2 : V_{CL}(max) *3 : typ.  : UL497B recognized (UL File No.E183905)

Varistor

| Package | | Type No. | Absolute Maximum Ratings | | | Electrical Characteristics | | Halogen free | Automotive |
|--|------|----------|----------------------------|--------------------------------|------------------------|----------------------------|--------------------------------------|--------------|------------|
| JEDEC Code JEITA Code House Name | Fig. | | I _{F(RMS)} [A] | I _{FSM(R.M.S)} [A] | T _J [°C] | V _F [V] | Conditions I _F [mA] | | |
| DO-214AC - 1F | B4-1 | VR61F1 | 0.37(*1)/0.28(*2) | 7.5 | -55 to 150 | 2.3 ± 0.25 | 1 | - | - |

*1 : On alumina substrate *2 : On glass-epoxy substrate

TVS (Transient Surge Suppressor)

TVSs are low voltage PN junction type devices.








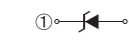


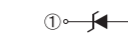



These devices utilize technologically stable glass passivation (an in-house design) with a structural advantage that brings high resistance against heat and humidity.

They are available with a voltage range between 12 to 320V and peak pulse power from 200 to 8000W.

TVS (Transient Voltage Suppressor)

- Features
- 1.High speed response.
 - 2.Absorption energy tolerance capacity.
 - 3.Narrow clamping voltage width.

- Applications
- 1.IC protection for telephones.
 - 2.IC protection against abnormal voltage.
 - 3.Protection for load dump noise.

| Peak pulse power | 200W | | 600W | 2000W | 6000 ~ 8000W (Load Dump Surge Protecting) | | |
|------------------------------|---|---|---|---|---|---|---|
| Package |  |  |  |  |  |  |  |
| | 3.5 x 1.6 x 0.8(mm) | 5.0 x 2.5 x 2.0(mm) | 4.7 x 2.4 x 0.98(mm) | 7.6 x 4.0 x 2.8(mm) | 9.0 x 7.0 x 9.0(mm) | 13.2 x 10.2 x 4.7(mm) | 15.0 x 10.2 x 4.0(mm) |
| JEDEC Code | DO-219AB similar | DO-214AC | DO-214AC | — | — | SC-83 similar | TO-263AB |
| JEITA Code | SC-109 | — | — | — | — | STO-220 | — |
| House Name | G1F | 1F | 1F | 2F | MCP | — | FZ |
| Fig. | B1-2 | B3-2 | B4-2 | B5-2 | B9-5 | B10 | E1 |
| Internal Circuit |  |  |  |  |  |  |  |
| V _{BR} (typ) [V] | 12.5 | ST02-12G1 | ST04-12F1 | | | | |
| | 14 | ST02-14G1 | ST04-14F1 | | | ST80-14MF | |
| | 16 | ST02-16G1 | ST04-16F1 | | | | |
| | 18 | ST02-18G1 | ST04-18F1 | DL04-18F1 | ST06-18CE | | |
| | 20 | ST02-20G1 | ST04-20F1 | | | | |
| | 24 | ST02-24G1 | ST04-24F1 | | | | |
| | 27 | ST02-27G1 | ST04-27F1 | | ST06-27CE | ST20-27F2 | ST70-27MF |
| | 30 | ST02-30G1 | ST04-30F1 | | ST06-30CE | ST20-30F2 | ST70-30MF |
| | 33 | ST02-33G1 | ST04-33F1 | DL04-33F1 | ST06-33CE | ST20-33F2 | |
| | 36 | ST02-36G1 | ST04-36F1 | DL04-36F1 | ST06-36CE | ST20-36F2 | |
| | 39 | ST02-39G1 | ST04-39F1 | | ST06-39CE | | |
| | 40 | | | | | ST60-40MF | |
| | 43 | ST02-43G1 | ST03-43F1 | | | | |
| | 47 | ST02-47G1 | ST03-47F1 | | | ST20-47F2 | |
| | 48 | | | | | ST60-48MF | |
| | 58 | ST02-58G1 | ST03-58F1 | | | | |
| | 68 | | ST03-68F1 | | | | |
| | 75 | | ST02-75F1 | | | | |
| | 82 | | ST02-82F1 | | | | |
| | 100 | | ST02-100F1 | | | | |
| 120 | | ST02-120F1 | | | | | |
| 145 | | ST02-140F1 | | | | | |
| 170 | | ST02-170F1 | | | | | |
| 200 | | ST02-200F1 | | | | | |
| 240 | | ST03-240F1 | | | | | |
| 280 | | ST02-280F1 | | | | | |
| 320 | | ST02-320F1 | | | | | |

■ : New product

TVS (Transient Voltage Suppressor)

| JEDEC Code JEITA Code House Name | Fig. | Type No. | Absolute Maximum Ratings | | | | Electrical Characteristics | | | | | Halogen free | Based on AEC-Q101 | Automotive |
|--|------|------------|--------------------------|-------------------------------|-------------------------|------------------------|---------------------------------|---------------------------------|--------------------------------------|---------------------------------|-------------------------------------|--------------|-------------------|------------|
| | | | Prsm [W] | V _R (DC) [V] | I _{RSM} [A] | T _J [°C] | V _{BR} (min) [V] | V _{BR} (max) [V] | Conditions I _R [mA] | I _R (max) [μA] | Conditions V _R [V] | | | |
| DO-219AB similar SC-109 G1F | B1-2 | ST02-12G1 | 200 | 9 | 11.2 | -55 to 175 | 11.5 | 13.5 | 5 | 5 | 9 | — | ○ | ○ |
| | | ST02-14G1 | 200 | 12.8 | 10.0 | -55 to 175 | 13.5 | 15 | 5 | 5 | 12.8 | — | ○ | ○ |
| | | ST02-16G1 | 200 | 13.6 | 9.1 | -55 to 175 | 14.4 | 17.6 | 5 | 5 | 13.6 | — | ○ | ○ |
| | | ST02-18G1 | 200 | 13 | 7.5 | -55 to 175 | 16.8 | 19.1 | 5 | 5 | 13 | — | ○ | ○ |
| | | ST02-20G1 | 200 | 16 | 6.7 | -55 to 175 | 18.8 | 22 | 5 | 5 | 16 | — | ○ | ○ |
| | | ST02-24G1 | 200 | 20 | 5.8 | -55 to 175 | 22 | 25.6 | 5 | 5 | 20 | — | ○ | ○ |
| | | ST02-27G1 | 200 | 23 | 5.5 | -55 to 175 | 25.1 | 28.9 | 2 | 5 | 23 | — | ○ | ○ |
| | | ST02-30G1 | 200 | 24 | 5.0 | -55 to 175 | 28 | 32 | 2 | 5 | 24 | — | ○ | ○ |
| | | ST02-33G1 | 200 | 25 | 4.5 | -55 to 175 | 31 | 35 | 2 | 5 | 25 | — | ○ | ○ |
| | | ST02-36G1 | 200 | 27 | 4.0 | -55 to 175 | 34 | 38 | 2 | 5 | 27 | — | ○ | ○ |
| | | ST02-39G1 | 200 | 30 | 3.8 | -55 to 175 | 37 | 41 | 2 | 5 | 30 | — | ○ | ○ |
| | | ST02-43G1 | 200 | 33 | 3.5 | -55 to 175 | 40 | 45 | 2 | 5 | 33 | — | ○ | ○ |
| | | ST02-47G1 | 195 | 37 | 3.0 | -55 to 175 | 42 | 52 | 2 | 5 | 37 | — | ■ | ○ |
| | | ST02-58G1 | 175 | 45 | 2.2 | -55 to 175 | 52 | 64 | 2 | 5 | 45 | — | ○ | ○ |
| DO-214AC 1F | B3-2 | ST04-12F1 | 400 | 9 | 24.0 | -55 to 175 | 11.5 | 13.5 | 1 | 5 | 9 | — | ○ | ○ |
| | | ST04-14F1 | 400 | 12.8 | 18.0 | -55 to 175 | 13.5 | 15 | 1 | 5 | 12.8 | — | ○ | ○ |
| | | ST04-16F1 | 400 | 13.6 | 15.0 | -55 to 175 | 14.4 | 17.6 | 1 | 5 | 13.6 | — | ○ | ○ |
| | | ST04-18F1 | 400 | 15.3 | 15.0 | -55 to 175 | 16.8 | 19.1 | 1 | 5 | 15.3 | — | ○ | ○ |
| | | ST04-20F1 | 400 | 16 | 15.0 | -55 to 175 | 18.8 | 21.2 | 1 | 5 | 16 | — | ○ | ○ |
| | | ST04-24F1 | 400 | 20 | 12.0 | -55 to 175 | 22.8 | 25.6 | 1 | 5 | 20 | — | ○ | ○ |
| | | ST04-27F1 | 400 | 23 | 10.0 | -55 to 175 | 24.3 | 29.7 | 1 | 5 | 23 | — | ○ | ○ |
| | | ST04-30F1 | 400 | 24 | 8.5 | -55 to 175 | 28 | 32 | 1 | 5 | 24 | — | ○ | ○ |
| | | ST04-33F1 | 400 | 25 | 8.0 | -55 to 175 | 31 | 35 | 1 | 5 | 25 | — | ○ | ○ |
| | | ST04-36F1 | 400 | 27 | 7.5 | -55 to 175 | 34 | 38 | 1 | 5 | 27 | — | ○ | ○ |
| | | ST04-39F1 | 400 | 30 | 7.0 | -55 to 175 | 37 | 41 | 1 | 5 | 30 | — | ○ | ○ |
| | | ST03-43F1 | 300 | 33 | 5.0 | -55 to 150 | 40 | 45 | 1 | 5 | 33 | — | ○ | ○ |
| | | ST03-47F1 | 300 | 37 | 5.0 | -55 to 150 | 42 | 52 | 1 | 5 | 37 | — | ○ | ○ |
| | | ST03-58F1 | 300 | 45 | 4.0 | -55 to 150 | 52 | 64 | 1 | 5 | 45 | — | ○ | ○ |
| | | ST03-68F1 | 300 | 58 | 3.0 | -55 to 150 | 64.4 | 71.2 | 1 | 5 | 58 | — | ○ | ○ |
| | | ST02-75F1 | 200 | 61 | 2.0 | -55 to 150 | 70 | 79 | 1 | 5 | 61 | — | ○ | ○ |
| | | ST02-82F1 | 200 | 67 | 2.0 | -55 to 150 | 74 | 90 | 1 | 5 | 67 | — | ○ | ○ |
| | | ST02-100F1 | 200 | 80 | 1.7 | -55 to 150 | 90 | 110 | 1 | 5 | 80 | — | ○ | ○ |
| | | ST02-120F1 | 200 | 100 | 1.4 | -55 to 150 | 110 | 130 | 1 | 5 | 33 | — | ■ | ○ |
| | | ST02-140F1 | 200 | 120 | 1.0 | -55 to 150 | 130 | 160 | 1 | 5 | 120 | — | ■ | ○ |
| | | ST02-170F1 | 200 | 145 | 0.75 | -55 to 150 | 155 | 185 | 1 | 5 | 145 | — | ■ | ○ |
| | | ST02-200F1 | 200 | 170 | 0.7 | -55 to 150 | 185 | 215 | 1 | 5 | 170 | — | ■ | ○ |
| | | ST03-240F1 | 310 | 200 | 1.0 | -55 to 175 | 220 | 250 | 1 | 5 | 200 | — | ■ | ○ |
| | | ST02-280F1 | 200 | 230 | 0.5 | -55 to 175 | 250 | 300 | 1 | 5 | 230 | — | ○ | ○ |
| ST02-320F1 | 150 | 260 | 0.38 | -55 to 175 | 300 | 350 | 1 | 5 | 260 | — | ○ | ○ | | |
| DO-214AC 1F | B4-2 | DL04-18F1 | 400 | 13 | — | -55 to 150 | 16.8 | 19.1 | 5 | 5 | 13 | — | ○ | ○ |
| | | DL04-33F1 | 400 | 25 | 9.5 | -55 to 175 | 31 | 35 | 1 | 5 | 25 | — | ○ | ○ |
| | | DL04-36F1 | 400 | 27 | 8.0 | -55 to 175 | 34 | 38 | 1 | 5 | 27 | — | ○ | ○ |
| — SC-110B CE | B5-2 | ST06-18CE | 600 | 13 | 26.0 | -55 to 175 | 16.8 | 19.1 | 1 | 5 | 13 | — | ○ | ○ |
| | | ST06-27CE | 600 | 23 | 17.3 | -55 to 175 | 25 | 29 | 1 | 5 | 23 | — | ○ | ○ |
| | | ST06-30CE | 600 | 24 | 15.0 | -55 to 175 | 28 | 32 | 1 | 5 | 24 | — | ○ | ○ |
| | | ST06-33CE | 600 | 25 | 14.0 | -55 to 175 | 31 | 35 | 1 | 5 | 25 | — | ○ | ○ |
| | | ST06-36CE | 600 | 27 | 12.4 | -55 to 175 | 34 | 38 | 1 | 5 | 27 | — | ○ | ○ |
| — MCP | B9-5 | ST06-39CE | 600 | 30 | 11.0 | -55 to 175 | 37 | 41 | 1 | 5 | 30 | — | ○ | ○ |
| | | ST20-47F2 | 1700 | 37 | 31.0 | -55 to 175 | 42 | 52 | 1 | 5 | 37 | — | ○ | ○ |
| | | ST20-27F2 | 2000 | 23 | 54.0 | -55 to 175 | 24.3 | 29.7 | 1 | 5 | 23 | — | ○ | ○ |
| | | ST20-30F2 | 2000 | 24 | 50.0 | -55 to 175 | 28 | 32 | 1 | 5 | 24 | — | ○ | ○ |
| — MCP | B10 | ST20-33F2 | 2000 | 25 | 45.0 | -55 to 175 | 31 | 35 | 1 | 5 | 25 | — | ○ | ○ |
| | | ST20-36F2 | 2000 | 27 | 40.0 | -55 to 175 | 34 | 38 | 1 | 5 | 27 | — | ○ | ○ |
| | | ST80-14MF | 8000 | 12 | 400 | -40 to 150 | 13 | 15 | 1 | 10 | 12 | — | — | ○ |
| | | ST70-27MF | 7000 | 23 | 180 | -40 to 150 | 24.3 | 29.7 | 1 | 5 | 23 | — | — | ○ |
| — MCP | E1 | ST70-30MF | 7000 | 26 | 160 | -40 to 150 | 27.5 | 33 | 1 | 5 | 26 | — | — | ○ |
| | | ST60-40MF | 6000 | 32 | 100 | -40 to 150 | 36.5 | 44 | 1 | 5 | 32 | — | — | ○ |
| | | ST60-48MF | 6000 | 40 | 100 | -40 to 150 | 43.2 | 54 | 1 | 5 | 40 | — | — | ○ |
| — SC-83 similar STO-220 TO-263AB — FZ | H1-6 | ST70-27F | 7000 | 23 | 180 | -40 to 150 | 24.3 | 29.7 | 1 | 5 | 23 | — | — | ○ |
| | | ST70-27FZ | 7000 | 23 | 180 | -55 to 175 | 25 | 29 | 1 | 5 | 23 | ○ | ○ | ○ |






■ : New product ■ : Please contact us.

TVS (Transient Surge Suppressor)

Power Clampers

- Features
 - 1.High speed response.
 - 2.Absorption energy tolerance capacity.
 - 3.Narrow clampingvoltage width.
 - 4.Reverse blocking type.

- Application 1.Snubber circuit in the primary side of switch-mode power supplies.

| Package |  7.6 × 4.0 × 2.8(mm) |  5.0 × φ 4.0(mm) |  7.0 × φ 4.4(mm) | |
|------------------------------|--|--|--|--------------|
| JEDEC Code | — | — | — | |
| JEITA Code | — | — | — | |
| House Name | 2F | AX078 | AX10 | |
| Fig. | B9-3 | A4-2 | A5-2 | |
| Internal Circuit |  |  | | |
| V _{BR} (typ) [V] | 82 | | ST02D-82 | ST03D-82 |
| | 145 | ST02D-140F2 | ST02D-140 | ST03D-140 |
| | 170 | ST02D-170F2 | ST02D-170 | ST03D-170 |
| | 200 | | ST02D-200 | ST03D-200 |
| | 240 | | | ST03DH-240 |
| | 280 | | | ★ ST02DH-280 |
| 320 | | | ★ ST02DH-320 | |

★ : Under development

Power Clampers

| Surface Mount | | Type No. | Absolute Maximum Ratings | | | | Electrical Characteristics | | | | | | Halogen free | Automotive | |
|---------------|------|-------------|--------------------------|------------------|--------------------|------------|----------------------------|-----------------------|-----------------------|---------------------------|----------------------|----------------------|--------------|------------|---------------------------|
| Package | | | PrSM | ZD | | Di | Tj | ZD | | | Di | | | | |
| JEDEC Code | Fig. | | | V _{RRM} | V _{R(DC)} | | | V _{BR} (min) | V _{BR} (max) | Conditions I _R | I _R (max) | I _R (max) | | | Conditions V _R |
| — | B9-3 | ST02D-140F2 | 200 | 120 | 600 | -40 to 150 | 130 | 160 | 1 | 5 | 5 | 600 | — | — | |
| 2F | | ST02D-170F2 | 200 | 145 | 600 | -40 to 150 | 155 | 185 | 1 | 5 | 5 | 600 | — | — | |

| Axial | | Type No. | Absolute Maximum Ratings | | | | Electrical Characteristics | | | | | | Halogen free | Automotive | |
|--------------|------|--------------|--------------------------|------------------|--------------------|------------|----------------------------|-----------------------|-----------------------|---------------------------|----------------------|----------------------|--------------|------------|---------------------------|
| Package | | | PrSM | ZD | | Di | Tj | ZD | | | Di | | | | |
| JEDEC Code | Fig. | | | V _{RRM} | V _{R(DC)} | | | V _{BR} (min) | V _{BR} (max) | Conditions I _R | I _R (max) | I _R (max) | | | Conditions V _R |
| — AX078 | A4-2 | ST02D-82 | 200 | 67 | 600 | -40 to 150 | 74 | 90 | 1 | 5 | 5 | 600 | — | — | |
| | | ST02D-140 | 200 | 120 | 600 | -40 to 150 | 130 | 160 | 1 | 5 | 5 | 600 | — | — | |
| | | ST02D-170 | 200 | 145 | 600 | -40 to 150 | 155 | 185 | 1 | 5 | 5 | 600 | — | — | |
| | | ST02D-200 | 200 | 170 | 600 | -40 to 150 | 185 | 215 | 1 | 5 | 5 | 600 | — | — | |
| — AX10 | A5-2 | ST03D-82 | 300 | 67 | 600 | -40 to 150 | 74 | 90 | 1 | 5 | 5 | 600 | — | — | |
| | | ST03D-140 | 300 | 120 | 600 | -40 to 150 | 130 | 160 | 1 | 5 | 5 | 600 | — | — | |
| | | ST03D-170 | 300 | 145 | 600 | -40 to 150 | 155 | 185 | 1 | 5 | 5 | 600 | — | — | |
| | | ST03D-200 | 300 | 170 | 600 | -40 to 150 | 185 | 215 | 1 | 5 | 5 | 600 | — | — | |
| | | ST03DH-240 | 300 | 200 | 1000 | -40 to 150 | 220 | 250 | 1 | 5 | 10 | 1000 | — | — | |
| | | ★ ST02DH-280 | 300 | 230 | 1000 | -40 to 150 | 250 | 300 | 1 | 5 | 10 | 1000 | — | — | |
| ★ ST02DH-320 | 300 | 260 | 1000 | -40 to 150 | 300 | 350 | 1 | 5 | 10 | 1000 | — | — | | | |

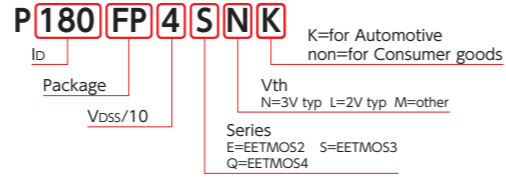
★ : Under development

POWER MOSFETS

The EETMOS series offer world-class performance applying a trench-gate structure with an optimized layout hence lowered Qg.

| Series | Feature |
|------------|----------------------------|
| EETMOS2 | Evenly balanced Ron and Qg |
| EETMOS3/3Z | Low Ron, Low Qg |
| EETMOS4 | Ultra Low Ron, Low Qg |

How to read



EETMOS Series (Nch Single)

| Surface Mount | | | | | | | | | | | | |
|---------------------|----------------------------------|------|--------|---------------------|-------------|---------------|-------------|--|-----------|--|--|--|
| Package | JEDEC Code JEITA Code House Name | Fig. | Id [A] | V _{ds} [V] | | | | | Remarks | | | |
| | | | | 40 | 60 | 75 | 100 | 120 | | | | |
| 6.0 × 4.9 × 1.0(mm) | LA | G6 | 15 | | | | | | P15LA12SL | | | |
| | | | 18 | | | | | | P18LA12SL | | | |
| | | | 19 | | | | | | P19LA10SL | | | |
| | | | 23 | | | | | | P23LA10SL | | | |
| | | | 25 | | | | | | P25LA12SL | | | |
| | | | 30 | | | | | | P30LA10SL | | | |
| | | | 56 | P56LA4SN | | | | | | | | |
| | | | 18 | | | | ★ P18LF6QLK | | | | | |
| | | | | | | | ★ P18LF6QNK | | | | | |
| | | | 24 | ★ P24LF4QLK | | | | | | | | |
| | | | | ★ P24LF4QNK | | | | | | | | |
| 25 | | | | | | | | N P25LF12SLK N P25LF12SL N P25LF12SNK N P25LF12SN | | | | |
| 32 | | | | | | | | N P32LF10SLK N P32LF10SL N P32LF10SNK N P32LF10SN | | | | |
| 38 | | | | | N P38LF6QLK | | | | | | | |
| | | | | | N P38LF6QNK | | | | | | | |
| 40 | | | | | | | | N P40LF12SLK N P40LF12SL N P40LF12SNK N P40LF12SN | | | | |
| 46 | | | | | | N P46LF7R5SLK | | | | | | |
| | | | | | | N P46LF7R5SL | | | | | | |
| | | | | | | N P46LF7R5SNK | | | | | | |
| | | | | | | N P46LF7R5SN | | | | | | |
| 50 | | | | | | | | N P50LF10SLK N P50LF10SL N P50LF10SNK N P50LF10SN | | | | |
| 64 | | | | | | N P64LF6QLK | | | | | | |
| | | | | | | N P64LF6QL | | | | | | |
| | | | | | | N P64LF6QNK | | | | | | |
| | | | | | | N P64LF6QN | | | | | | |
| 70 | | | | | | N P70LF4QLK | | | | | | |
| | | | | | | N P70LF4QNK | | | | | | |
| 72 | | | | | | | | N P72LF7R5SLK N P72LF7R5SL N P72LF7R5SNK N P72LF7R5SN | | | | |
| 98 | | | | | | N P98LF6QLK | | | | | | |
| | | | | | | N P98LF6QL | | | | | | |
| | | | | | | N P98LF6QNK | | | | | | |
| | | | | | | N P98LF6QN | | | | | | |
| 105 | | | | | | | | N P105LF4QLK N P105LF4QL N P105LF4QNK N P105LF4QN N P140LF4QLK N P140LF4QL N P140LF4QNK N P140LF4QN | | | | |
| 140 | | | | | | | | | | | | |
| 8 | | | | | | | | P8B10SB | | | | |
| 16 | | | | | | | | P16B6SB | | | | |
| 20 | | | | | | | | P20B12SL P20B12SN | | | | |
| 24 | P24B4SB | | | | | | | | | | | |
| 25 | | | | | | | | P25B6EB | | | | |
| 26 | | | | | | | | P26B10SL P26B10SN P30B10EL | | | | |
| 30 | | | | | | | | | | | | |
| 32 | | | | | | | | P32B12SN | | | | |
| 40 | | | | | | | | P40B6SL P40B10SL P40B10SN | | | | |
| 54 | P54B4SN | | | | | | | | | | | |
| 60 | P60B4EL P60B4SN | | | | | | | P60B6EL P60B6EN P60B6SN | | | | |






N : New product ★ : Under development

EETMOS Series (Nch Single)

| Surface Mount Package | | Type No. | Absolute Maximum Ratings | | | | | Electrical Characteristics | | | | | Halogen free | Based on AEC-Q101 | Automotive | Series |
|----------------------------------|------|-------------|--------------------------|--------------------|---------------------|--------------------|----------------------|---|---|-----------------------------|---------------------------|---------------------------|--------------|-------------------|------------|---------|
| JEDEC Code JEITA Code House Name | Fig. | | V _{ds} [V] | I _d [A] | I _{DP} [A] | P _T [W] | T _{ch} [°C] | R _{DS(on)} (typ) [mΩ] V _{GS} =10V | R _{DS(on)} (max) [mΩ] V _{GS} =10V | C _{iss} (typ) [pF] | Q _g (typ) [nC] | V _{th} (typ) [V] | | | | |
| LA | G6 | P56LA4SN | 40 | 56 | 168 | 99 | -55 to 150 | 4.5 | 5.7 | 1680 | 38 | 3.0 | ○ | ○ | ○ | EETMOS3 |
| | | P19LA10SL | 100 | 19 | 57 | 83 | -55 to 150 | 28 | 35 | 1730 | 38 | 2.0 | ○ | ○ | ○ | EETMOS3 |
| | | P23LA10SL | 100 | 23 | 69 | 99 | -55 to 150 | 23 | 29 | 2080 | 46 | 2.0 | ○ | ○ | ○ | EETMOS3 |
| | | P30LA10SL | 100 | 30 | 90 | 142 | -55 to 150 | 16.8 | 21.0 | 2890 | 61 | 2.0 | ○ | ○ | ○ | EETMOS3 |
| | | P15LA12SL | 120 | 15 | 45 | 83 | -55 to 150 | 40 | 50 | 1735 | 38.5 | 2.0 | ○ | ○ | ○ | EETMOS3 |
| | | P18LA12SL | 120 | 18 | 54 | 99 | -55 to 150 | 35 | 44 | 2090 | 47 | 2.0 | ○ | ○ | ○ | EETMOS3 |
| | | P25LA12SL | 120 | 25 | 75 | 142 | -55 to 150 | 24 | 30 | 2900 | 61 | 2.0 | ○ | ○ | ○ | EETMOS3 |
| | | ★ P24LF4QLK | 40 | 24 | 72 | 50 | -55 to 175 | 10.6 | 13.2 | 884 | 21 | 2.0 | ○ | ○ | ○ | EETMOS4 |
| | | ★ P24LF4QNK | 40 | 24 | 72 | 50 | -55 to 175 | 10.2 | 12.7 | 722 | 12 | 3.0 | ○ | ○ | ○ | EETMOS4 |
| | | N P70LF4QLK | 40 | 70 | 210 | 123 | -55 to 175 | 3.6 | 4.5 | 2360 | 49 | 2.0 | ○ | ○ | ○ | EETMOS4 |
| | | N P70LF4QNK | 40 | 70 | 210 | 123 | -55 to 175 | 3.9 | 4.9 | 1890 | 38 | 3.0 | ○ | ○ | ○ | EETMOS4 |
| N P105LF4QLK | 40 | 105 | 315 | 168 | -55 to 175 | 2.1 | 2.7 | 4090 | 76 | 2.0 | ○ | ○ | ○ | EETMOS4 | | |
| N P105LF4QL | 40 | 105 | 315 | 168 | -55 to 175 | 2.1 | 2.7 | 4090 | 76 | 2.0 | ○ | ○ | ○ | EETMOS4 | | |
| N P105LF4QNK | 40 | 105 | 315 | 168 | -55 to 175 | 2.2 | 2.8 | 3400 | 62 | 3.0 | ○ | ○ | ○ | EETMOS4 | | |
| N P105LF4QN | 40 | 105 | 315 | 168 | -55 to 175 | 2.2 | 2.8 | 3400 | 62 | 3.0 | ○ | ○ | ○ | EETMOS4 | | |
| N P140LF4QLK | 40 | 140 | 560 | 217 | -55 to 175 | 1.17 | 1.42 | 6630 | 122 | 2.0 | ○ | ○ | ○ | EETMOS4 | | |
| N P140LF4QL | 40 | 140 | 560 | 217 | -55 to 175 | 1.17 | 1.42 | 6630 | 122 | 2.0 | ○ | ○ | ○ | EETMOS4 | | |
| N P140LF4QNK | 40 | 140 | 560 | 217 | -55 to 175 | 1.22 | 1.48 | 5530 | 96 | 3.0 | ○ | ○ | ○ | EETMOS4 | | |
| N P140LF4QN | 40 | 140 | 560 | 217 | -55 to 175 | 1.22 | 1.48 | 5530 | 96 | 3.0 | ○ | ○ | ○ | EETMOS4 | | |
| ★ P18LF6QLK | 60 | 18 | 54 | 50 | -55 to 175 | 21 | 27 | 920 | 21 | 2.0 | ○ | ○ | ○ | EETMOS4 | | |
| ★ P18LF6QNK | 60 | 18 | 54 | 50 | -55 to 175 | 21 | 26 | 722 | 12 | 3.0 | ○ | ○ | ○ | EETMOS4 | | |
| N P38LF6QLK | 60 | 38 | 114 | 123 | -55 to 175 | 7.9 | 9.9 | 2340 | 49 | 2.0 | ○ | ○ | ○ | EETMOS4 | | |
| N P38LF6QNK | 60 | 38 | 114 | 123 | -55 to 175 | 8.3 | 10.4 | 1875 | 35 | 3.0 | ○ | ○ | ○ | EETMOS4 | | |
| N P64LF6QLK | 60 | 64 | 192 | 168 | -55 to 175 | 4.5 | 5.7 | 4260 | 77 | 2.0 | ○ | ○ | ○ | EETMOS4 | | |
| N P64LF6QL | 60 | 64 | 192 | 168 | -55 to 175 | 4.5 | 5.7 | 4260 | 77 | 2.0 | ○ | ○ | ○ | EETMOS4 | | |
| N P64LF6QNK | 60 | 64 | 192 | 168 | -55 to 175 | 4.5 | 5.7 | 3540 | 61 | 3.0 | ○ | ○ | ○ | EETMOS4 | | |
| N P64LF6QN | 60 | 64 | 192 | 168 | -55 to 175 | 4.5 | 5.7 | 3540 | 61 | 3.0 | ○ | ○ | ○ | EETMOS4 | | |
| N P98LF6QLK | 60 | 98 | 392 | 217 | -55 to 175 | 2.5 | 3.2 | 6770 | 126 | 2.0 | ○ | ○ | ○ | EETMOS4 | | |
| N P98LF6QL | 60 | 98 | 392 | 217 | -55 to 175 | 2.5 | 3.2 | 6770 | 126 | 2.0 | ○ | ○ | ○ | EETMOS4 | | |
| N P98LF6QNK | 60 | 98 | 392 | 217 | -55 to 175 | 2.6 | 3.3 | 5650 | 96 | 3.0 | ○ | ○ | ○ | EETMOS4 | | |
| N P98LF6QN | 60 | 98 | 392 | 217 | -55 to 175 | 2.6 | 3.3 | 5650 | 96 | 3.0 | ○ | ○ | ○ | EETMOS4 | | |
| N P46LF7R5SLK | 75 | 46 | 138 | 168 | 175 | 8.2 | 10.3 | 2890 | 61 | 2.0 | ○ | ○ | ○ | EETMOS3 | | |
| N P46LF7R5SL | 75 | 46 | 138 | 168 | -55 to 175 | 8.2 | 10.3 | 2890 | 61 | 2.0 | ○ | ○ | ○ | EETMOS3 | | |
| N P46LF7R5SNK | 75 | 46 | 138 | 168 | 175 | 8 | 10 | 2380 | 48 | 3.0 | ○ | ○ | ○ | EETMOS3 | | |
| N P46LF7R5SN | 75 | 46 | 138 | 168 | -55 to 175 | 8 | 10 | 2380 | 48 | 3.0 | ○ | ○ | ○ | EETMOS3 | | |
| N P72LF7R5SLK | 75 | 72 | 288 | 217 | 175 | 4.6 | 5.8 | 4870 | 100 | 2.0 | ○ | ○ | ○ | EETMOS3 | | |
| N P72LF7R5SL | 75 | 72 | 288 | 217 | -55 to 175 | 4.6 | 5.8 | 4870 | 100 | 2.0 | ○ | ○ | ○ | EETMOS3 | | |
| N P72LF7R5SNK | 75 | 72 | 288 | 217 | 175 | 4.5 | 5.7 | 4080 | 78 | 3.0 | ○ | ○ | ○ | EETMOS3 | | |
| N P72LF7R5SN | 75 | 72 | 288 | 217 | -55 to 175 | 4.5 | 5.7 | 4080 | 78 | 3.0 | ○ | ○ | ○ | EETMOS3 | | |
| N P32LF10SLK | 100 | 32 | 96 | 168 | 175 | 15.7 | 19.7 | 2890 | 61 | 2.0 | ○ | ○ | ○ | EETMOS3 | | |
| N P32LF10SL | 100 | 32 | 96 | 168 | -55 to 175 | 15.7 | 19.7 | 2890 | 61 | 2.0 | ○ | ○ | ○ | EETMOS3 | | |
| N P32LF10SNK | 100 | 32 | 96 | 168 | 175 | 14.4 | 18.0 | 2430 | 48 | 3.0 | ○ | ○ | ○ | EETMOS3 | | |
| N P32LF10SN | 100 | 32 | 96 | 168 | -55 to 175 | 14.4 | 18.0 | 2430 | 48 | 3.0 | ○ | ○ | ○ | EETMOS3 | | |
| N P50LF10SLK | 100 | 50 | 200 | 217 | 175 | 9.0 | 11.3 | 4900 | 102 | 2.0 | ○ | ○ | ○ | EETMOS3 | | |
| N P50LF10SL | 100 | 50 | 200 | 217 | -55 to 175 | 9.0 | 11.3 | 4900 | 102 | 2.0 | ○ | ○ | ○ | EETMOS3 | | |
| N P50LF10SNK | 100 | 50 | 200 | 217 | 175 | 8.3 | 10.4 | 4130 | 80 | 3.0 | ○ | ○ | ○ | EETMOS3 | | |
| N P50LF10SN | 100 | 50 | 200 | 217 | -55 to 175 | 8.3 | 10.4 | 4130 | 80 | 3.0 | ○ | ○ | ○ | EETMOS3 | | |
| N P25LF12SLK | 120 | 25 | 75 | 168 | 175 | 23 | 29 | 2930 | 61 | 2.0 | ○ | ○ | ○ | EETMOS3 | | |
| N P25LF12SL | 120 | 25 | 75 | 168 | -55 to 175 | 23 | 29 | 2930 | 61 | 2.0 | ○ | ○ | ○ | EETMOS3 | | |
| N P25LF12SNK | 120 | 25 | 75 | 168 | 175 | 21 | 27 | 2430 | 48 | 3.0 | ○ | ○ | ○ | EETMOS3 | | |
| N P25LF12SN | 120 | 25 | 75 | 168 | -55 to 175 | 21 | 27 | 2430 | 48 | 3.0 | ○ | ○ | ○ | EETMOS3 | | |
| N P40LF12SLK | 120 | 40 | 160 | 217 | 175 | 13.0 | 16.3 | 5000 | 102 | 2.0 | ○ | ○ | ○ | EETMOS3 | | |
| N P40LF12SL | 120 | 40 | 160 | 217 | -55 to 175 | 13.0 | 16.3 | 5000 | 102 | 2.0 | ○ | ○ | ○ | EETMOS3 | | |
| N P40LF12SNK | 120 | 40 | 160 | 217 | 175 | 12.3 | 15.4 | 4075 | 80 | 3.0 | ○ | ○ | ○ | EETMOS3 | | |
| N P40LF12SN | 120 | 40 | 160 | 217 | -55 to 175 | 12.3 | 15.4 | 4075 | 80 | 3.0 | ○ | ○ | ○ | EETMOS3 | | |
| P24B4SB | 40 | 24 | 72 | 20 | -55 to 150 | 14.8 | 18.5 | 645 | 16.5 | 2.0 | — | — | — | EETMOS3 | | |
| P54B4SN | 40 | 54 | 162 | 44 | -55 to 150 | 5.0 | 6.3 | 1650 | 36 | 3.0 | — | — | — | EETMOS3 | | |
| P60B4EL | 40 | 60 | 240 | 62.5 | -55 to 150 | 3.3 | 4.2 | 2900 | 57 | 2.0 | — | — | — | EETMOS2 | | |
| P60B4SN | 40 | 60 | 180 | 62.5 | -55 to 150 | 3.2 | 4.0 | 2830 | 59 | 3.0 | — | — | — | EETMOS3 | | |
| P16B6SB | 60 | 16 | 48 | 20 | -55 to 150 | 29 | 37 | 655 | 17 | 2.0 | — | — | — | EETMOS3 | | |
| P25B6EB | 60 | 25 | 70 | 35 | -55 to 150 | 23 | 29 | 785 | 14.5 | 2.0 | — | — | — | EETMOS2 | | |
| P40B6SL | 60 | 40 | 120 | 44 | -55 to 150 | 9.5 | 12.0 | 2050 | 43 | 2.0 | — | — | — | EETMOS3 | | |
| P60B6EL | 60 | 60 | 240 | 62.5 | -55 to 150 | 6.1 | 7.7 | 2920 | 55 | 2.0 | — | — | — | EETMOS2 | | |
| P60B6EN | 60 | 60 | 240 | 62.5 | -55 to 150 | 6.4 | 8.0 | 2550 | 44 | 3.0 | — | — | — | EETMOS2 | | |
| P60B6SN | 60 | 60 | 180 | 62.5 | -55 to 150 | 5.3 | 6.7 | 2780 | 55 | 3.0 | — | — | — | EETMOS3 | | |
| P8B10SB | 100 | 8 | 24 | 20 | -55 to 150 | 75 | 94 | 665 | 16.5 | 2.0 | — | — | — | EETMOS3 | | |
| P26B10SL | 100 | 26 | 78 | 44 | -55 to 150 | 24 | 30 | 1975 | 43 | 2.0 | — | — | — | EETMOS3 | | |




POWER MOSFETs

EETMOS Series (Nch Single)

| Surface Mount | | | | | | | | | | | | | | |
|--|--|------|--------|---------------------------|-----------|-------------------------|-----------------------------|-------------|---------------------------|---------------------------|-----------|--|--|--|
| Package | JEDEC Code JEITA Code House Name | Fig. | Id [A] | Vbss [V] | | | | | | | Remarks | | | |
| | | | | 40 | 50 | 55 | 60 | 75 | 100 | 120 | 150 | | | |
|  | TO-252AB similar SC-63 FE | G3-2 | 8 | | | | | | P8FE10SBK | | | | | |
| | | | 12 | | | | | P12FE7R5SBK | | | | | | |
| | | | 14 | | | | P14FE6SBK | | | | | | | |
| | | | 20 | | | | | | | P20FE12SLK | | | | |
| | | | 22 | P22FE4SBK | | | | | | | | | | |
| | | | 26 | | | | | | | P26FE10SLK | | | | |
| | | | 30 | P30FE4SLK | | | | P30FE6SLK | P30FE7R5SLK | | | | | |
|  | TO-263AB - FG | H4 | 32 | | | | | | | | P32FG15SL | | | |
| | | | 80 | | | | P80FG6EAL | P80FG7R5EN | | | | | | |
| | | | 85 | | | | P85FG6EAL | | | | | | | |
| | | | 90 | | | P90FG5R5SL | | | | | | | | |
| | | | 94 | P94FG5R5SL | | | | | | | | | | |
|  | TO-263AB-1 - FH | H3 | 80 | | P80FH5ENK | | | | | | | | | |
| | | | 100 | P100FH4ENK | | | | | | | | | | |
|  | SC-83 similar FP | H5 | 70 | | | | | | | P70FP12SNK P70FP12SN | | | | |
| | | | 88 | | | | | | P88FP10SNK P88FP10SN | | | | | |
| | | | 100 | | | | | | | P100FP12SNK P100FP12SN | | | | |
| | | | 126 | | | | | | P126FP10SNK P126FP10SN | | | | | |
| | | | 153 | | | P153FP6SNK P153FP6SN | | | | | | | | |
| | | | 168 | | | | P168FP7R5SNK P168FP7R5SN | | | | | | | |
| | | | 175 | P175FP4SNK P175FP4SN | | | | | | | | | | |
| | | | 180 | P180FP4SNK P180FP4SN | | | P180FP6SNK P180FP6SN | | | | | | | |
|  | TO-263SC - FZ-7p | H7 | 211 | P211FZ4QMKA | | | | | | | | | | |
| | | | 240 | P240FZ4QLA P240FZ4QNKA | | | | | | | | | | |

■ : New product

THD (Through Hole Device)

| THD (Through Hole Device) | | | | | | | | | | | | | |
|--|--|------|--------|----------|---------|---------|---------|----|------------------------|-------------------------|----------|--|--|
| Package | JEDEC Code JEITA Code House Name | Fig. | Id [A] | Vbss [V] | | | | | | | Remarks | | |
| | | | | 40 | 50 | 60 | 70 | 75 | 100 | 120 | | | |
|  | SC-91 FTO-220AG | J8-2 | 22 | | | | | | P22F10SN | | | | |
| | | | 32 | | | | | | | P32F12SN | | | |
| | | | 34 | | | P34F6EL | | | | | | | |
| | | | 40 | | | | | | | P40F10SN | P40F12SN | | |
| | | | 42 | | | | P42F6EN | | | | | | |
| | | | 50 | | | | | | | | P50F10SN | | |
| | | | 55 | | | | P55F6EN | | | | | | |
| | | | 66 | | | | | | | P66F7R5SNK P66F7R5SN | | | |
|  | TO-220AB SC-46 FA | J5 | 100 | | | | | | P100FA7R5EN | | | | |
| | | | 70 | | P70F5EN | | | | P70F7R5EN P82F7R5SN | | | | |
| | | | 82 | | | | | | | | | | |
|  | TO-220AB SC-46 FA | J5 | 86 | | | | | | P86F6SN | | | | |
| | | | 100 | | | | | | | | | | |

EETMOS Series (Nch Single)

| Surface Mount | | | | | | | | | | | | | | | | | |
|--|------|------------------------|----------|--------------------------|------------|---------|------------|----------|----------------------------------|----------------------------------|--------------------|------------------|------------------|--------------|-------------------|------------|--------|
| Package | | Fig. | Type No. | Absolute Maximum Ratings | | | | | Electrical Characteristics | | | | | Halogen free | Based on AEC-Q101 | Automotive | Series |
| JEDEC Code JEITA Code House Name | | | | Vdss [V] | Id [A] | Idp [A] | Pr [W] | Tch [°C] | Rds(on) [mΩ] (typ) Vgs=10V | Rds(on) [mΩ] (max) Vgs=10V | Ciss [pF] (typ) | Qg [nC] (typ) | Vth [V] (typ) | | | | |
| TO-252AB similar SC-63 FE | G3-2 | P22FE4SBK | 40 | 22 | 66 | 24 | -55 to 175 | 15.2 | 19.0 | 645 | 16.5 | 2.0 | - | ○ | ○ | EETMOS3 | |
| | | P30FE4SLK | 40 | 30 | 90 | 44 | -55 to 175 | 6.3 | 8.0 | 2020 | 44 | 2.0 | - | ○ | ○ | EETMOS3 | |
| | | P14FE6SBK | 60 | 14 | 42 | 24 | -55 to 175 | 31 | 39 | 655 | 16.3 | 2.0 | - | ○ | ○ | EETMOS3 | |
| | | P30FE6SLK | 60 | 30 | 90 | 44 | -55 to 175 | 10.9 | 13.8 | 2050 | 43 | 2.0 | - | ○ | ○ | EETMOS3 | |
| | | P12FE7R5SBK | 75 | 12 | 36 | 24 | -55 to 175 | 40 | 50 | 660 | 16.6 | 2.0 | - | ○ | ○ | EETMOS3 | |
| | | P30FE7R5SLK | 75 | 30 | 90 | 44 | -55 to 175 | 14.1 | 17.8 | 2020 | 45 | 2.0 | - | ○ | ○ | EETMOS3 | |
| | | P8FE10SBK | 100 | 8 | 24 | 24 | -55 to 175 | 79 | 99 | 665 | 16.5 | 2.0 | - | ○ | ○ | EETMOS3 | |
| TO-263AB - FG | H4 | P26FE10SLK | 100 | 26 | 78 | 44 | -55 to 175 | 24 | 30 | 1975 | 43 | 2.0 | - | ○ | ○ | EETMOS3 | |
| | | P20FE12SLK | 120 | 20 | 60 | 44 | -55 to 175 | 35 | 44 | 2110 | 46 | 2.0 | - | ○ | ○ | EETMOS3 | |
| | | P90FG5R5SL | 55 | 90 | 360 | 128 | 150 | 3.0 | 3.8 | 5130 | 106 | 2.0 | - | - | - | EETMOS3 | |
| | | P94FG5R5SL | 55 | 94 | 376 | 156 | 150 | 2.5 | 3.2 | 7170 | 140 | 2.0 | - | - | - | EETMOS3 | |
| | | P80FG6EAL | 60 | 80 | 320 | 128 | 150 | 3.6 | 4.9 | 4700 | 90 | 2.0 | - | - | - | EETMOS2 | |
| | | P85FG6EAL | 60 | 85 | 340 | 156 | 150 | 3.2 | 4.3 | 5700 | 105 | 2.0 | - | - | - | EETMOS2 | |
| | | P80FG7R5EN | 75 | 80 | 320 | 128 | 150 | 5.1 | 6.4 | 4100 | 67 | 3.0 | - | - | - | EETMOS2 | |
| TO-263AB-1 - FH | H3 | P32FG15SL | 150 | 32 | 96 | 100 | 150 | 32 | 40 | 3530 | 72 | 2.0 | - | - | - | EETMOS3 | |
| | | P100FH4ENK | 40 | 100 | 400 | 175 | 150 | 1.6 | 2.0 | 5500 | 100 | 3.0 | - | - | ○ | EETMOS2 | |
| SC-83 similar FP | H5 | P80FH5ENK | 50 | 80 | 320 | 128 | 150 | 3.0 | 3.8 | 4000 | 70 | 3.0 | - | - | ○ | EETMOS2 | |
| | | P175FP4SNK | 40 | 175 | 700 | 178 | 175 | 1.3 | 1.6 | 5900 | 116 | 3.0 | ○ | ○ | ○ | EETMOS3 | |
| | | P175FP4SN | 40 | 175 | 700 | 178 | 175 | 1.3 | 1.6 | 5900 | 116 | 3.0 | ○ | - | - | EETMOS3 | |
| | | P180FP4SNK | 40 | 180 | 720 | 238 | 175 | 0.95 | 1.15 | 9220 | 160 | 3.0 | ○ | ■ | ○ | EETMOS3 | |
| | | P180FP4SN | 40 | 180 | 720 | 238 | 175 | 0.95 | 1.15 | 9220 | 160 | 3.0 | ○ | - | - | EETMOS3 | |
| | | P153FP6SNK | 60 | 153 | 612 | 178 | 175 | 2.4 | 3.0 | 5850 | 105 | 3.0 | ○ | ■ | ○ | EETMOS3 | |
| | | P153FP6SN | 60 | 153 | 612 | 178 | 175 | 2.4 | 3.0 | 5850 | 105 | 3.0 | ○ | - | - | EETMOS3 | |
| | | P180FP6SNK | 60 | 180 | 720 | 238 | 175 | 1.6 | 2.0 | 9380 | 158 | 3.0 | ○ | ■ | ○ | EETMOS3 | |
| | | P180FP6SN | 60 | 180 | 720 | 238 | 175 | 1.6 | 2.0 | 9380 | 158 | 3.0 | ○ | - | - | EETMOS3 | |
| | | P168FP7R5SNK | 75 | 168 | 672 | 238 | -55 to 175 | 2.2 | 2.8 | 9600 | 155 | 3.0 | ○ | ■ | ○ | EETMOS3 | |
| | | P168FP7R5SN | 75 | 168 | 672 | 238 | 175 | 2.2 | 2.8 | 9600 | 155 | 3.0 | ○ | - | - | EETMOS3 | |
| | | P88FP10SNK | 100 | 88 | 352 | 178 | -55 to 175 | 6.1 | 7.6 | 6100 | 108 | 3.0 | ○ | ■ | ○ | EETMOS3 | |
| | | P88FP10SN | 100 | 88 | 352 | 178 | 175 | 6.1 | 7.6 | 6100 | 108 | 3.0 | ○ | - | - | EETMOS3 | |
| | | P126FP10SNK | 100 | 126 | 504 | 238 | 175 | 3.8 | 4.8 | 9500 | 160 | 3.0 | ○ | ■ | ○ | EETMOS3 | |
| | | P126FP10SN | 100 | 126 | 504 | 238 | 175 | 3.8 | 4.8 | 9500 | 160 | 3.0 | ○ | - | - | EETMOS3 | |
| | | P70FP12SNK | 120 | 70 | 280 | 178 | -55 to 175 | 8.9 | 11.1 | 6100 | 109 | 3.0 | ○ | ■ | ○ | EETMOS3 | |
| | | TO-263SC - FZ-7p | H7 | P70FP12SN | 120 | 70 | 280 | 178 | 175 | 8.9 | 11.1 | 6100 | 109 | 3.0 | ○ | - | - |
| P100FP12SNK | 120 | | | 100 | 400 | 238 | 175 | 5.6 | 7.0 | 9600 | 164 | 3.0 | ○ | ■ | ○ | EETMOS3 | |
| P100FP12SN | 120 | | | 100 | 400 | 238 | 175 | 5.6 | 7.0 | 9600 | 164 | 3.0 | ○ | - | - | EETMOS3 | |
| TO-263SC - FZ-7p | H7 | P211FZ4QMKA | 40 | 211 | 752 | 178 | 175 | 1.10 | 1.38 | 8550 | 145 | 4.0 | ○ | - | - | EETMOS4 | |
| | | P240FZ4QLA | 40 | 240 | 720 | 178 | -55 to 175 | 1.03 | 1.29 | 9675 | 171 | 2.0 | ○ | - | - | EETMOS4 | |
| P240FZ4QNKA | 40 | 240 | 720 | 178 | -55 to 175 | 1.07 | 1.34 | 7915 | 133 | 3.0 | ○ | ○ | ○ | EETMOS4 | | | |

■ : New product ■ : Please contact us.

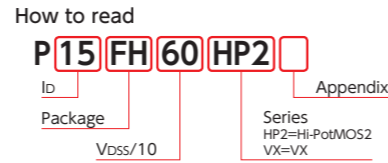
THD (Through Hole Device)

| THD (Through Hole Device) | | | | | | | | | | | | | | | | | |
|--|------|-------------------------|----------|--------------------------|--------|---------|------------|----------|----------------------------------|----------------------------------|--------------------|------------------|------------------|--------------|-------------------|------------|--------|
| Package | | Fig. | Type No. | Absolute Maximum Ratings | | | | | Electrical Characteristics | | | | | Halogen free | Based on AEC-Q101 | Automotive | Series |
| JEDEC Code JEITA Code House Name | | | | Vdss [V] | Id [A] | Idp [A] | Pr [W] | Tch [°C] | Rds(on) [mΩ] (typ) Vgs=10V | Rds(on) [mΩ] (max) Vgs=10V | Ciss [pF] (typ) | Qg [nC] (typ) | Vth [V] (typ) | | | | |
| SC-91 FTO-220AG | J8-2 | P70F5EN | 50 | 70 | 280 | 53 | 150 | 2.7 | 3.2 | 5500 | 100 | 3.0 | - | - | - | EETMOS2 | |
| | | P34F6EL | 60 | 34 | 136 | 35 | -55 to 150 | 9.0 | 11.0 | 1960 | 41 | 2.0 | - | - | - | EETMOS2 | |
| | | P42F6EN | 60 | 42 | 168 | 40 | 150 | 6.7 | 8.4 | 2540 | 47 | 3.0 | - | - | - | EETMOS2 | |
| | | P55F6EN | 60 | 55 | 220 | 44 | 150 | 4.4 | 5.5 | 4100 | 73 | 3.0 | - | - | - | EETMOS2 | |
| | | P86F6SN | 60 | 86 | 344 | 58 | 150 | 2.4 | 3.0 | 9380 | 181 | 3.0 | - | - | - | EETMOS3 | |
| | | P66F7R5SNK | 75 | 66 | 264 | 51 | -55 to 150 | 4.0 | 5.0 | 6070 | 115 | 3.0 | - | - | ○ | EETMOS3 | |
| | | P66F7R5SN | 75 | 66 | 264 | 51 | 150 | 4.0 | 5.0 | 6070 | 115 | 3.0 | - | - | - | EETMOS3 | |
| | | P70F7R5EN | 75 | 70 | 280 | 53 | 150 | 3.8 | 4.8 | 5720 | 105 | 3.0 | - | - | - | EETMOS2 | |
| | | P82F7R5SN | 75 | 82 | 328 | 58 | -55 to 150 | 3.0 | 3.8 | 9600 | 168 | 3.0 | - | - | - | EETMOS3 | |
| | | P22F10SN | 100 | 22 | 66 | 35 | 150 | 22 | 28 | 1700 | 34 | 3.0 | - | - | - | EETMOS3 | |
| | | P40F10SN | 100 | 40 | 160 | 44 | 150 | 8.5 | 10.7 | 4500 | 92 | 3.0 | - | - | - | EETMOS3 | |
| | | P50F10SN | 100 | 50 | 200 | 51 | 150 | 6.9 | 8.7 | 5880 | 114 | 3.0 | - | - | - | EETMOS3 | |
| | | P32F12SN | 120 | 32 | 128 | 44 | 150 | 12.4 | 15.5 | 4540 | 92 | 3.0 | - | - | - | EETMOS3 | |
| | | P40F12SN | 120 | 40 | 160 | 51 | 150 | 9.5 | 11.9 | 6000 | 117 | 3.0 | - | - | - | EETMOS3 | |
| | | TO-220AB SC-46 FA | J5 | P100FA7R5EN | 75 | 100 | 400 | 140 | 150 | 4.2 | | | | | | | |




POWER MOSFETs

The Hi-PotMOS series are MOSFETs with a high breakdown strength, and they are 100% screened using di/dt & avalanche testing.

| Series | Feature |
|------------------|---|
| HP2 (Hi-PotMOS2) | High breakdown resistance, Avalanche rated, di/dt inspection(all parts) |
| VX | Automotive qualified, Avalanche rated, di/dt inspection(all parts), High Breakdown resistance |



HP2 • VX Series (Nch Single)

| Surface Mount | | | | | | | | | |
|--|--|------|--------|----------------------------------|----------|---------|-----|--|-----------|
| Package | JEDEC Code JEITA Code House Name | Fig. | Id [A] | V _{DSS} [V] | | | | | Remarks |
| | | | | 250/280/300 | 400 | 500/525 | 600 | 900 | |
|  | TO-252AA - FB | G2-1 | 0.5 | | | | | P0R5B60HP2 | |
| | | | 1 | | | | | P1B52HP2 | |
| | | | 1.5 | | | | | P1R5B40HP2 | |
| | | | 2 | | | | | P2B60HP2F | |
| | | | 2.5 | | | | | P2R5B52HP2F | |
| | | | 3 | P3B28HP2 | | | | | |
| | | | 4 | | | | | P4B40HP2 | P4B60HP2F |
| | | | 5 | | | | | P5B52HP2 | |
| | | | 6 | P6B28HP2 P8B28HP2 P8B30HP2 | P6B40HP2 | | | P6B52HP2 | |
| | | | 9 | P9B30HP2F | P9B40HP2 | | | | |
| 10 | P10B28HP2 | | | | | | | | |
|  | TO-252AB similar SC-63 FE | G3-2 | 1 | | | | | P1FE90VX3 | |
|  | TO-263AB-1 - FH | H3 | 3 | | | | | ■ P3FH90VX3 | |
| | | | 5 | | | | | ■ P5FH90VX3 | |

■ : New product

THD (Through Hole Device)

| Package | JEDEC Code JEITA Code House Name | Fig. | Id [A] | V _{DSS} [V] | | | | | Remarks |
|--|--|------|--------|----------------------|-----|-----|-----|-----------------------|---|
| | | | | 280 | 400 | 500 | 600 | 900 | |
|  | - SC-91 FTO-220AG | J8-2 | 3 | | | | | P3F60HP2 | |
| | | | 4 | | | | | P4F60HP2 | ■ P4F90VX3 |
| | | | 5 | | | | | P5F50HP2 P5F50HP2F | P5F60HP2 |
| | | | 6 | | | | | P6F50HP2 | |
| | | | 7 | | | | | P7F60HP2 | ■ P7F90VX3 |
| | | | 8 | P8F28HP2 | | | | P8F50HP2 | |
| | | | 10 | | | | | P10F50HP2 | P10F60HP2 |
| | | | 12 | | | | | P12F60HP2 | |
| | | | 13 | P13F28HP2 | | | | P13F50HP2 | |
| | | | 15 | | | | | P15F50HP2 | P15F60HP2 P15F60HP2F |
| | | | 17 | P17F28HP2 | | | | | |
| | | | 20 | | | | | P20F50HP2 | |
| | | | 26 | P26F28HP2 | | | | | |
| 36 | P36F28HP2 | | | | | | | | |
|  | - SC-91 FTO-220A | J7-2 | 23 | | | | | P23F40HP2FM | |
|  | TO-247AD - MTO-3PV | K7-4 | 30 | | | | | P30W60HP2V | |

■ : New product

HP2 • VX Series (Nch Single)

| Surface Mount | | | | | | | | | | | | | | | |
|--|------|--|--------------------------|--------------------|--------------------|----------------------|---|---|-----------------------------|---------------------------|---------------------------|--------------|-------------------|------------|--------|
| JEDEC Code JEITA Code House Name | Fig. | Type No. | Absolute Maximum Ratings | | | | Electrical Characteristics | | | | Body Diode trr (typ) [ns] | Halogen free | Based on AEC-Q101 | Automotive | Series |
| | | | V _{DSS} [V] | I _D [A] | P _T [W] | T _{ch} [°C] | R _{DS(ON)} (typ) [Ω] V _{GS} =10V | R _{DS(ON)} (max) [Ω] V _{GS} =10V | C _{iss} (typ) [pF] | Q _g (typ) [nC] | | | | | |
| | | P3B28HP2 | 280 | 3 | 35 | 150 | 1.7 | 2.0 | 120 | 3.6 | 3.75 | - | - | - | HP2 |
| | | P6B28HP2 | 280 | 6 | 35 | 150 | 0.66 | 0.85 | 240 | 5.7 | 3.75 | - | - | - | HP2 |
| | | P8B28HP2 | 280 | 8 | 54 | 150 | 0.38 | 0.50 | 400 | 9.8 | 3.75 | - | - | - | HP2 |
| | | P8B30HP2 | 300 | 8 | 54 | 150 | 0.42 | 0.50 | 400 | 9.8 | 3.75 | - | - | - | HP2 |
| | | P9B30HP2F | 300 | 9 | 54 | -55 to 150 | 0.44 | 0.55 | 402 | 14.0 | 4.5 *1 | 72 | - | - | HP2 |
| | | P10B28HP2 | 280 | 10 | 70 | 150 | 0.30 | 0.40 | 500 | 11.4 | 3.75 | - | - | - | HP2 |
| | | P1R5B40HP2 | 400 | 1.5 | 35 | 150 | 4.2 | 5.0 | 120 | 3.9 | 3.75 | - | - | - | HP2 |
| | | P4B40HP2 | 400 | 4 | 35 | 150 | 1.54 | 1.90 | 245 | 6.5 | 3.75 | - | - | - | HP2 |
| | | P6B40HP2 | 400 | 6 | 54 | 150 | 0.84 | 1.05 | 400 | 10 | 3.75 | - | - | - | HP2 |
| | | P9B40HP2 | 400 | 9 | 40 | 150 | 0.65 | 0.80 | 575 | 14.5 | 3.75 | - | - | - | HP2 |
| | | P1B52HP2 | 525 | 1 | 35 | 150 | 6.0 | 7.2 | 125 | 4.3 | 3.75 | - | - | - | HP2 |
| | | P2R5B52HP2F | 525 | 2.5 | 35 | 150 | 2.5 | 3.2 | 240 | 6.7 | 3.25 | 52 | - | - | HP2 |
| | | P5B52HP2 | 525 | 5 | 54 | 150 | 1.4 | 1.7 | 400 | 10.5 | 3.75 | - | - | - | HP2 |
| | | P6B52HP2 | 525 | 6 | 70 | 150 | 1.10 | 1.35 | 520 | 15 | 3.75 | - | - | - | HP2 |
| | | P0R5B60HP2 | 600 | 0.5 | 35 | 150 | 8.3 | 10.0 | 120 | 4.3 | 3.75 | - | - | - | HP2 |
| | | P2B60HP2F | 600 | 2 | 35 | 150 | 3.4 | 4.2 | 240 | 6.8 | 3.25 | 52 | - | - | HP2 |
| | | P4B60HP2F | 600 | 4 | 70 | 150 | 1.6 | 1.9 | 520 | 13 | 3.25 | 75 | - | - | HP2 |
| | | P1FE90VX3 | 900 | 1 | 36 | -55 to 150 | 9.5 | 14.0 | 193 | 10.8 | 3.5 | - | - | ○ | VX |
| | | ■ P3FH90VX3 | 900 | 3 | 128 | -55 to 150 | 2.8 | 3.4 | 600 | 22 | 4.0 *1 | - | - | ○ | VX |
| | | ■ P5FH90VX3 | 900 | 5 | 175 | -55 to 150 | 1.2 | 1.5 | 1380 | 41 | 4.0 *1 | - | - | ○ | VX |

■ : New product *1 : max. ○ : Please contact us.

THD (Through Hole Device)

| THD (Through Hole Device) | | | | | | | | | | | | | | | |
|--|------|---|--------------------------|--------------------|--------------------|----------------------|---|---|-----------------------------|---------------------------|---------------------------|--------------|-------------------|------------|--------|
| JEDEC Code JEITA Code House Name | Fig. | Type No. | Absolute Maximum Ratings | | | | Electrical Characteristics | | | | Body Diode trr (typ) [ns] | Halogen free | Based on AEC-Q101 | Automotive | Series |
| | | | V _{DSS} [V] | I _D [A] | P _T [W] | T _{ch} [°C] | R _{DS(ON)} (typ) [Ω] V _{GS} =10V | R _{DS(ON)} (max) [Ω] V _{GS} =10V | C _{iss} (typ) [pF] | Q _g (typ) [nC] | | | | | |
| | | P8F28HP2 | 280 | 8 | 52.5 | -55 to 150 | 0.38 | 0.5 | 400 | 9.8 | 3.75 | - | - | - | HP2 |
| | | P13F28HP2 | 280 | 13 | 65 | 150 | 0.23 | 0.3 | 630 | 15 | 3.75 | - | - | - | HP2 |
| | | P17F28HP2 | 280 | 17 | 79 | 150 | 0.17 | 0.23 | 830 | 19.5 | 3.75 | - | - | - | HP2 |
| | | P21F28HP2 | 280 | 21 | 85 | 150 | 0.13 | 0.18 | 1000 | 20.5 | 3.75 | - | - | ○ | HP2 |
| | | P26F28HP2 | 280 | 26 | 90 | 150 | 0.11 | 0.15 | 1200 | 24.5 | 3.75 | - | - | - | HP2 |
| | | P36F28HP2 | 280 | 36 | 95 | 150 | 0.08 | 0.12 | 1730 | 35 | 3.75 | - | - | - | HP2 |
| | | P5F50HP2 | 500 | 5 | 52.5 | 150 | 1.3 | 1.6 | 400 | 10.5 | 3.75 | - | - | - | HP2 |
| | | P5F50HP2F | 500 | 5 | 52.5 | 150 | 1.38 | 1.65 | 405 | 10.5 | 3.25 | 70 | - | - | HP2 |
| | | P6F50HP2 | 500 | 6 | 62.5 | 150 | 1.00 | 1.25 | 500 | 12.5 | 3.75 | - | - | - | HP2 |
| | | P8F50HP2 | 500 | 8 | 65 | 150 | 0.8 | 1.0 | 610 | 15 | 3.75 | - | - | - | HP2 |
| | | P10F50HP2 | 500 | 10 | 79 | -55 to 150 | 0.60 | 0.75 | 820 | 20 | 3.75 | - | - | - | HP2 |
| | | P13F50HP2 | 500 | 13 | 85 | 150 | 0.48 | 0.60 | 1050 | 25 | 3.75 | - | - | - | HP2 |
| | | P15F50HP2 | 500 | 15 | 90 | 150 | 0.4 | 0.5 | 1340 | 27 | 3.75 | - | - | - | HP2 |
| | | P20F50HP2 | 500 | 20 | 95 | 150 | 0.29 | 0.36 | 1735 | 40 | 3.75 | - | - | - | HP2 |
| | | P3F60HP2 | 600 | 3 | 52.5 | 150 | 1.92 | 2.30 | 400 | 10 | 3.75 | - | - | - | HP2 |
| | | P4F60HP2 | 600 | 4 | 62.5 | 150 | 1.5 | 1.8 | 505 | 12.5 | 3.75 | - | - | - | HP2 |
| | | P5F60HP2 | 600 | 5 | 65 | 150 | 1.17 | 1.40 | 615 | 15 | 3.75 | - | - | - | HP2 |
| | | P7F60HP2 | 600 | 7 | 79 | 150 | 0.88 | 1.05 | 810 | 19 | 3.75 | - | - | - | HP2 |
| | | P10F60HP2 | 600 | 10 | 85 | 150 | 0.67 | 0.80 | 1040 | 23 | 3.75 | - | - | - | HP2 |
| | | P12F60HP2 | 600 | 12 | 90 | 150 | 0.56 | 0.67 | 1230 | 26.5 | 3.75 | - | - | - | HP2 |
| | | P15F60HP2 | 600 | 15 | 95 | -55 to 150 | 0.41 | 0.49 | 1750 | 37 | 3.75 | - | - | - | HP2 |
| | | P15F60HP2F | 600 | 15 | 95 | -55 to 150 | 0.44 | 0.53 | 1720 | 34 | 3.25 | 88 | - | - | HP2 |
| | | ■ P4F90VX3 | 900 | 4 | 79 | 150 | 2.8 | 3.6 | 595 | 21 | 4.0 *1 | - | - | - | VX |
| | | ■ P7F90VX3 | 900 | 7 | 95 | 150 | 1.2 | 1.7 | 1375 | 42 | 4.0 *1 | - | - | - | VX |
| | | P23F40HP2FM | 400 | 23 | 104 | 150 | 0.17 | 0.24 | 1620 | 40 | 3.25 | 68 | - | - | HP2 |
| | | P30W60HP2V | 600 | 30 | 310 | -55 to 150 | 0.185 | 0.23 | 3935 | 70 | 3.75 | - | - | - | HP2 |

■ : New product *1 : max.

POWER MODULES

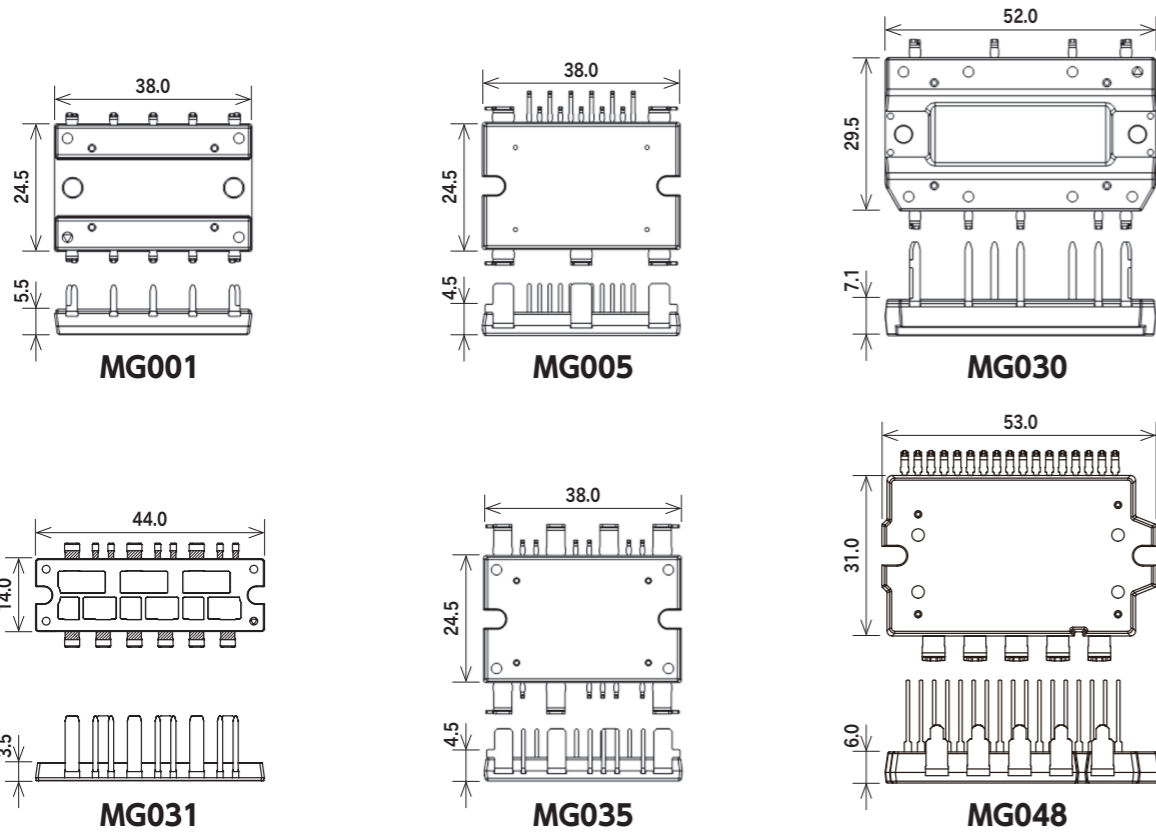
Power Modules include combinations of various power semiconductors.

They are easy to design, reduce the number of components needed in the device, are suitable for device downsizing, and mitigate heat-dissipation concerns.

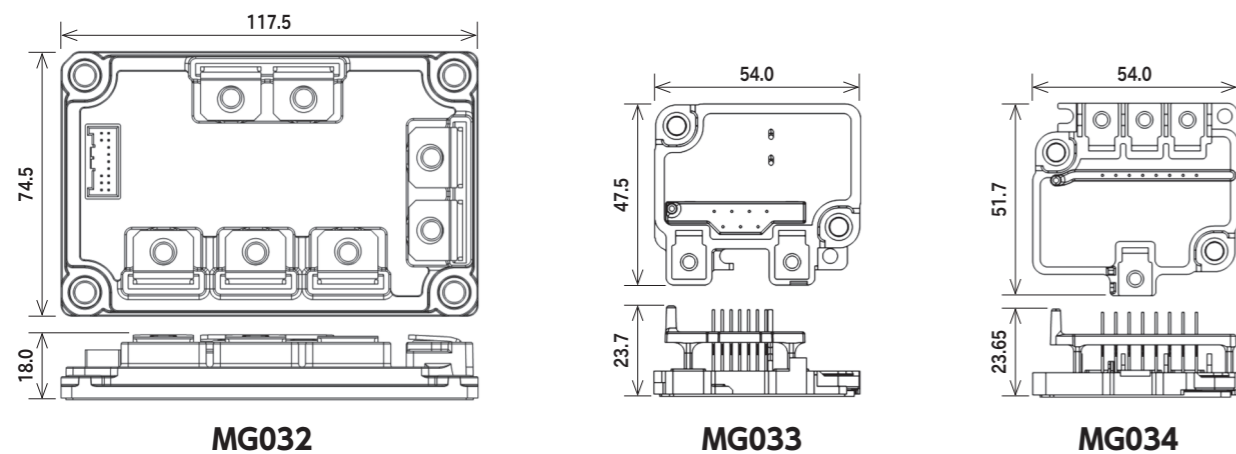
At Shindengen, a multitude of packages allow us to meet customer needs of MOSFET, diodes, and other products.

Semi customizable support and customizable package design support are available.

Transfer Type Package Sample



Potting Type Package Sample



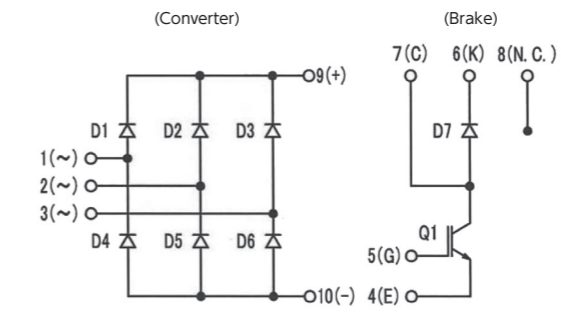
CB Module Series

Converter + Brake Modules

| Package | JEDEC Code JEITA Code House Name | Fig. | Type No. | Converter Diode | | | | Brake IGBT | | | | Brake FRD | | | | Halogen free | UL | Automotive | | | |
|---------|--|------|----------------|--------------------------|----------------------------|-----------------------------------|-----------------------------|----------------------------------|-------------------------|--------------------------|---------------------------------------|----------------------------------|-------------------------|----------------------------|-----------------------------------|--------------|----|------------|-----------------------------|----------------------------------|-------------------------------|
| | | | | Absolute Maximum Ratings | | Electric Characteristics | | Absolute Maximum Ratings | | Electric Characteristics | | Absolute Maximum Ratings | | Electric Characteristics | | | | | | | |
| | | | | V _{RRM} [V] | I _F (AV) [A] | Conditions T _C [°C] | V _F (max) [V] | Conditions I _F [A] | V _{CEs} [V] | I _C [A] | V _{CE} (sat) (typ) [V] | Conditions I _C [A] | V _{RRM} [V] | I _F (AV) [A] | Conditions T _C [°C] | | | | V _F (max) [V] | Conditions I _F [A] | t _{rr} (max) [ns] |
| - | - | F4 | MG001AK028060A | 600 | 20 | 137 | 1.05 | 7 | 600 | 28 | 1.70 | 28 | 600 | 3 | 137 | 1.65 | 3 | 50 | ○ | UL | - |
| - | - | F4 | MG001AL030060A | 600 | 30 | 136 | 1.05 | 10 | 600 | 30 | 1.5 | 30 | 600 | 3 | 137 | 1.65 | 3 | 50 | ○ | UL | - |

■ : New product UL : UL recognized (UL File No. E142422)

Equivalent Circuit Schematic



MG001

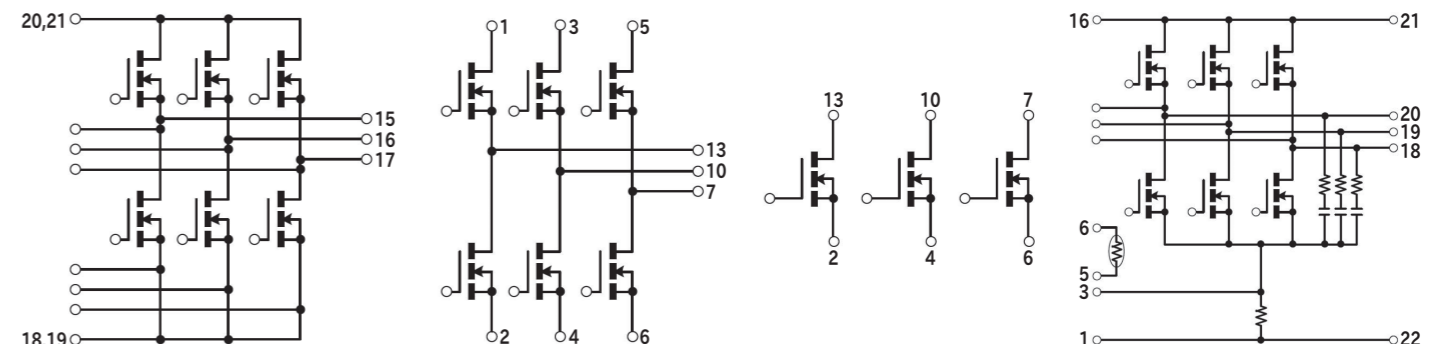
INV Module Series

Inverter Modules

| Package | JEDEC Code JEITA Code House Name | Fig. | Type No. | Absolute Maximum Ratings | | | | | | | Electrical Characteristics | | | | | | Halogen free | UL | Automotive |
|---------|--|------|-----------------|--------------------------|-----------------------|------------------------|-----------------------|-------------------------|-----------------------------------|-----------------------------------|--------------------------------|------------------------------|------------------------------|--------------------------------------|---|---|--------------|----|------------|
| | | | | V _{DSS} [V] | I _D [A] | I _{DP} [A] | P _T [W] | T _{ch} [°C] | R _{DS(ON)} (typ) [mΩ] | R _{DS(ON)} (max) [mΩ] | C _{iss} (typ) [pF] | Q _g (typ) [nC] | V _{th} (typ) [V] | R _{th(j-c)} (max) [°C/W] | | | | | |
| - | - | F6 | MG032A4207R5A | 75 | 420 | 840 | 500 | 150 | - | 0.98 | 80120 | 505 | 3.0 | 0.25 | - | - | ○ | | |
| - | - | F6 | MG032B420010A | 100 | 420 | 840 | 500 | 150 | 0.99 | 1.37 | 91800 | 500 | 3.0 | 0.25 | - | - | ○ | | |
| - | - | F5 | MG031B090004A | 40 | 90 | 360 | 125 | 175 | 2.34 | 3.2 | 4180 | 76 | 2.0 | 1.2 | ○ | - | ○ | | |
| - | - | F5 | ★MG031E120004A | 40 | 120 | 480 | 104 | 150 | 2.5 | 3.1 | TBD | TBD | 3.0 | 1.2 | ○ | - | ■ | | |
| - | - | F5 | ★MG031G148004A | 40 | 148 | 592 | 154 | 175 | 1.75 | 2.2 | 5330 | 96 | 3.0 | 0.97 | ○ | - | ○ | | |
| - | - | F5 | ★MG031L080006A | 60 | 80 | 320 | 104 | 150 | 4.5 | 5.6 | 3390 | 58 | 3.0 | 1.2 | ○ | - | ■ | | |
| - | - | F5 | ★MG031N110006A | 60 | 110 | 440 | 128 | 150 | 3.0 | 3.8 | 5430 | 89 | 3.0 | 0.97 | ○ | - | ■ | | |
| - | - | F5 | ★MG031MC148004A | 40 | 148 | 592 | 128 | 150 | 1.75 | 2.2 | 5330 | 96 | 3.0 | 0.97 | ○ | - | ■ | | |
| - | - | F5 | ★MG031MD110006A | 60 | 110 | 440 | 128 | 150 | 3.0 | 3.8 | 5430 | 89 | 3.0 | 0.97 | ○ | - | ■ | | |
| - | - | F8 | ★MG048A150004A | 40 | 150 | 600 | 147 | 150 | 2.1 | 2.7 | 5900 | 111 | 3.0 | 0.85 | ○ | - | ■ | | |
| - | - | F8 | ★MG048B100006A | 60 | 100 | 400 | 147 | 150 | 2.92 | 3.65 | 8100 | 129 | 3.0 | 0.85 | ○ | - | ■ | | |

■ : New product ★ : Under development ■ : Please contact us.

Equivalent Circuit Schematic



MG032

MG031

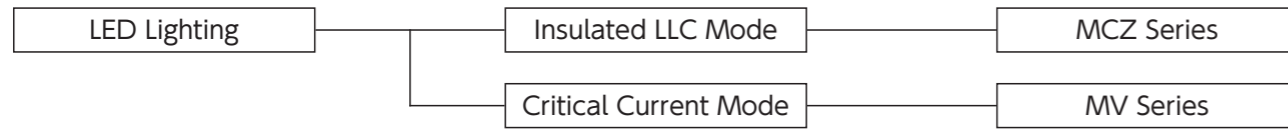
MG031
(MG031MC148004A)
(MG031MD110006A)

MG048

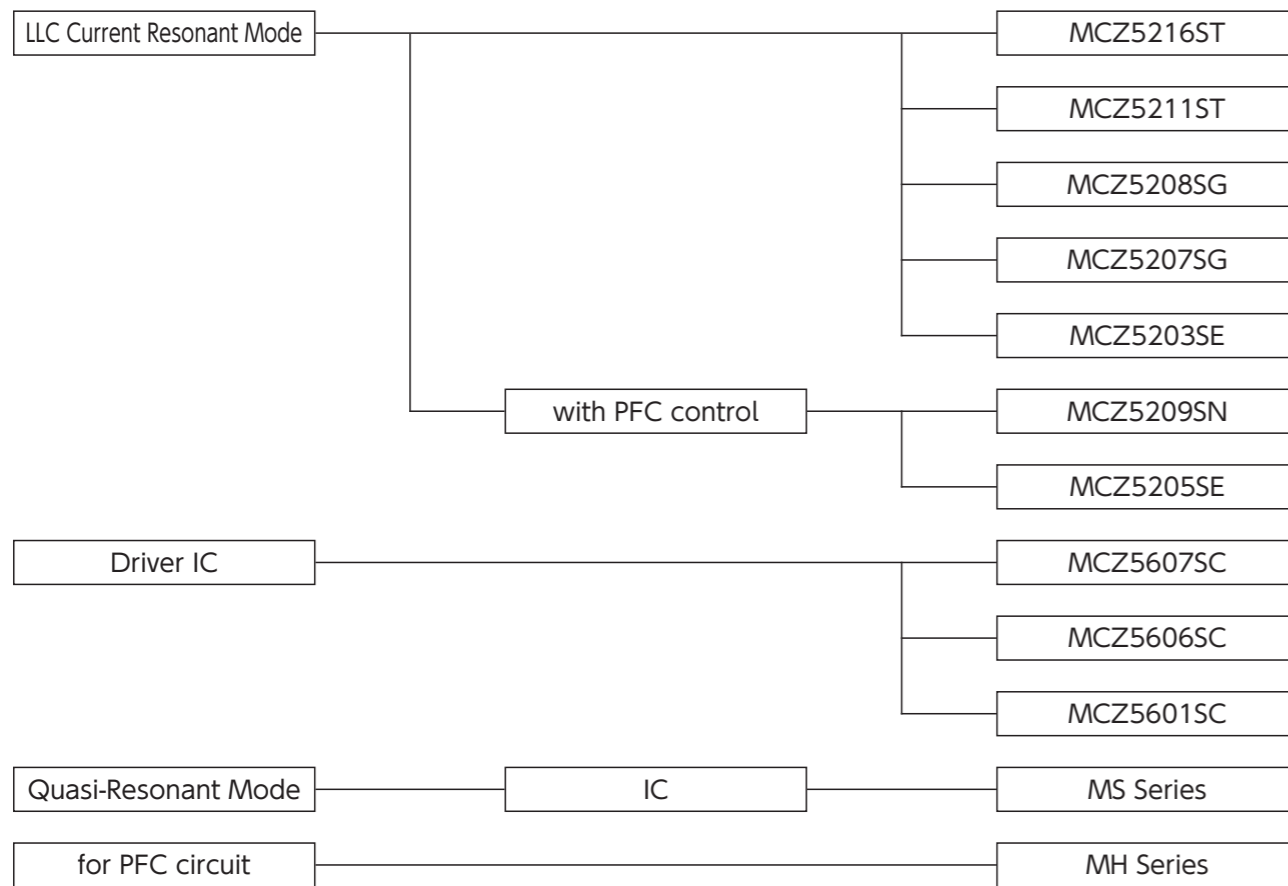
POWER ICs

Line up

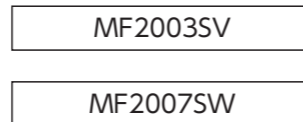
IC for LED Lighting



IC for Power Supply



Ideal Diode IC





IC for LED Lighting

Current Mode Power Supply ICs for LED Lighting : MV Series

- Outline The MV series has a specialized function for LED lighting with PWM & Linear dimming that operates critical current mode without auxiliary winding. On and off width modulation function allows for smooth deep dimming of 1% or less.

MV Series

Critical Current Mode Power Supply ICs for LED Lighting

| Package | | JEDEC Code JEITA Code House Name | Fig. | Type No. | HV Startup | Vcc [V] | Output | ON/OFF | Built-in Regulator Voltage [V] | Linear Dimming | PWM Dimming | Halogen free | Automotive |
|---|-------|--|------|----------|------------|----------|--------|----------------------|--------------------------------|----------------|-------------|--------------|------------|
|  | SOP8J | | | | | | | | | | | | |
| | | MV1002SC | No | - | - | | | | | | | | |
| | | MV1011SC | Yes | - | - | | | | | | | | |
| | | MV1012SC | No | - | - | | | | | | | | |
|  | SOP16 | | L5 | MV2002SG | No | 10 to 16 | 2ch | Cont. by REF Voltage | 3.3 | Yes | Yes | - | - |
| | | | | MV2052SG | No | | | | 5 | | | - | - |

POWER ICs

IC for Power Supply

LLC Current Resonant Mode Controller ICs for Bridge Converter : MCZ Series

- Outline** The MCZ series is an advanced symmetric LLC current resonant mode controller for bridge converters. Symmetric LLC resonant converter applications are greatly expanding due to their extremely high efficiency and low noise characteristics.

High/Low Side Driver IC

- Outline** A driving IC for MOSFET and IGBT power devices. With built-in high-withstand voltage components, it can be used for a variety of uses such as inverter and power supply, etc.

Low Power Standby Quasi-Resonant Power Supply ICs : MS Series

- Outline** The MS series consumes much less power in standby mode than conventional MR series. The ICs incorporate various functions to make it more user-friendly and easier to design a power supply with fewer external components.

PFC ICs : MH Series






- Outline** The MH series is a PFC circuit control IC which enables multistage interleave. An efficient, high power operation is possible by utilizing a follower IC composed of multistage interleave and a leader IC that can be used alone.

Ideal Diode IC

Ideal Diode IC V-Diode™ MF Series


- Outline** This is an ideal diode IC with a built-in reverse connection and reverse current protection it is used for electronic units with batteries as input sources. By using a built-in or a separate MOSFET to control the IC, it allows reducing the size of the circuit board as well as lowering loss and increasing heat dissipation.

MCZ Series

| LLC Current Resonant Mode Controller ICs for Bridge Converter | | | | | | | | | | | | | | | |
|---|-------|----------|-----------|--|-----------------|---------------|-------------|------------|-------------------------|------------------|----------------------------|-------------------------|-------------------------|--------------|------------|
| Package | | Type No. | Type | HV Startup | High-side Drive | Vcc (max) [V] | Vin Sensing | Burst Mode | Maximum Frequency [kHz] | X-cap. discharge | Capacitive Mode Protection | Over Voltage Protection | Over Current Protection | Halogen free | Automotive |
| JEDEC Code JEITA Code House Name | Fig. | | | | | | | | | | | | | | |
|  | - | L6 | MCZ5216ST | LLC Current Resonant Mode | Yes | 35 | Yes | Yes | 500 | Yes | Yes | Latch | Timer Latch | ○ | - |
| | SOP18 | | MCZ5211ST | LLC Current Resonant Mode | Yes | | | Yes | 500 | No | | | | ○ | - |
|  | - | L8 | MCZ5209SN | LLC Current Resonant Mode with PFC Control | Yes | | | Yes | 300 | No | | | | ○ | - |
| | SOP24 | | MCZ5207SG | LLC Current Resonant Mode | No | | | Yes | 300 | No | | | | - | - |
|  | - | L5 | MCZ5208SG | LLC Current Resonant Mode | No | | | Yes | 500 | No | | | | ○ | - |
| | SOP16 | | MCZ5205SE | LLC Current Resonant Mode with PFC Control | No | | | No | 300 | No | | | | - | - |
|  | - | L7 | MCZ5205SE | LLC Current Resonant Mode with PFC Control | No | No | 300 | No | - | - | | | | | |
| | SOP22 | | MCZ5203SE | LLC Current Resonant Mode | No | - | 300 | No | - | - | | | | | |
|  | - | L7 | MCZ5203SE | LLC Current Resonant Mode | No | - | 300 | No | - | - | | | | | |
| | SOP22 | | | | | | | | | | | | | | |

■ : New product



High/Low Side Driver ICs

| Package | | Type No. | Output | High-side Floating Supply Voltage [V] | Vcc (max) [V] | Input/Output Channel | Vcc_UVLO [V] | VBS_UVLO [V] | Source [mA] | Sink [mA] | Halogen free | Automotive | |
|---|-------|----------|-----------|---------------------------------------|---------------|----------------------|--------------|--------------|-------------|-----------|--------------|----------------|---|
| JEDEC Code JEITA Code House Name | Fig. | | | | | | | | | | | | |
|  | - | L2 | MCZ5607SC | High-side/ | 622 | 22 | 2/2 | 8.2 to 8.9 | 8.2 to 8.9 | 220 | 450 | Not identified | - |
| | SOP8J | | MCZ5606SC | Low-side | 622 | 22 | 2/2 | 8.2 to 8.9 | 8.2 to 8.9 | 220 | 450 | Not identified | - |
| | | | MCZ5601SC | | 600 | 22 | 2/2 | 8.2 to 9.0 | 7.2 to 8.0 | 400 | 400 | ○ | - |

■ : New product ★ : Under development

MS Series


Low Power Standby Quasi-Resonant Power Supply ICs

| Package | | Type No. | Vin [V] | Vcc [V] | Over Voltage Protection | Over Current Protection | Stand-by Operation | Bottom Skip | Halogen free | Automotive |
|---|---------|----------|-----------|----------|-------------------------|-------------------------|-----------------------------|-------------|--------------|------------|
| JEDEC Code JEITA Code House Name | Fig. | | | | | | | | | |
|  | - | L3 | 95 to 450 | 11 to 21 | Auto restart | Auto restart | Auto Burst Mode | 1 skip | - | - |
| | SOP8/7J | | | | | | MS1004SH | 2 skip | - | - |
| | | | | | | | MS1003SH | 1 skip | - | - |
|  | - | L4 | 95 to 450 | 11 to 24 | Vcc Latch | Timer Latch 2sec. (typ) | Auto Burst Mode/S-Stby Mode | 2 skip | - | - |
| | SOP14 | | | | | | MS1006SK | 2 skip | - | - |
| | | | | | | | MS1005SK | 1 skip | - | - |

★ : Under development



MH Series

PFC ICs

| Package | | Type No. | Type | Operation Mode | Vin Sensing | Vcc [V] | Zero Current Detection | Diodes Short Protection | FB Open Short Protection | Over Voltage Protection | Halogen free | Automotive |
|---|-------|----------|----------|-----------------------------|-------------|----------|------------------------|-------------------------|--------------------------|-------------------------|--------------|------------|
| JEDEC Code JEITA Code House Name | Fig. | | | | | | | | | | | |
|  | - | L2 | MH2501SC | Critical Current Mode | Leader | 13 to 23 | Auxiliary Winding | Yes | Yes | Yes | - | - |
| | SOP8J | | MH2511SC | Synchronizes with Leader IC | Follower | | Unnecessary | - | No | No | No | - |








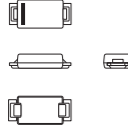
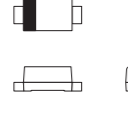
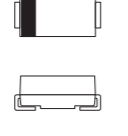
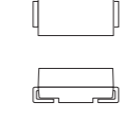
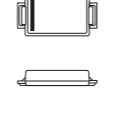
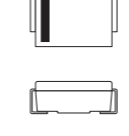
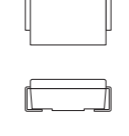
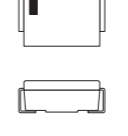
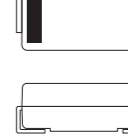
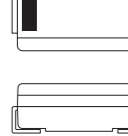
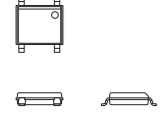
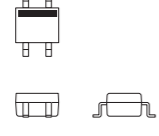
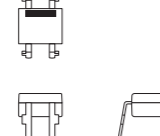
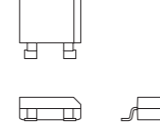
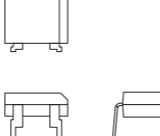
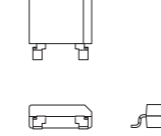
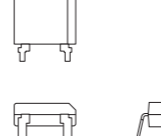
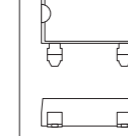
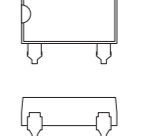
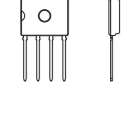
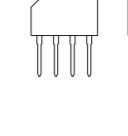
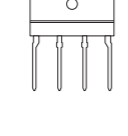
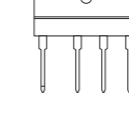
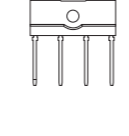
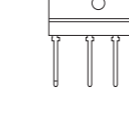
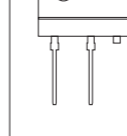
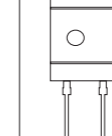
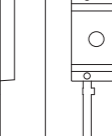
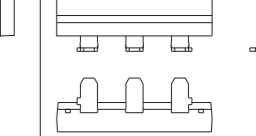
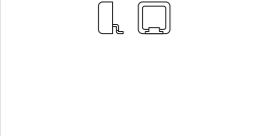
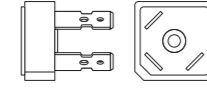


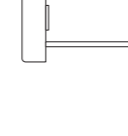

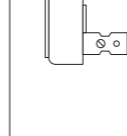
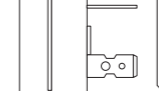
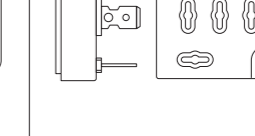
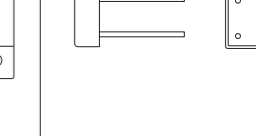
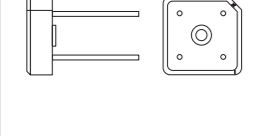
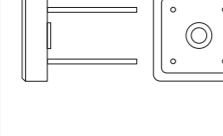
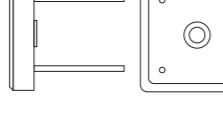
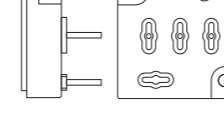
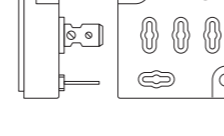
MF Series

Ideal Diode IC

| Package | | Type No. | Featured Type | Operating Voltage [V] | Reverse Connection Protection | Reverse Current Prevention | Ron (typ.) [mΩ] | Quiescent Current/Shutdown Supply Current | Halogen free | Automotive |
|---|---------|----------|-----------------------------------|-----------------------|-------------------------------|----------------------------|-----------------|---|----------------|------------|
| JEDEC Code JEITA Code House Name | Fig. | | | | | | | | | |
|  | - | L9 | Built-in Pch MOSFET | 2.5 to 40 | Yes | Yes | 57 | Quiescent Current = 3μA | Not identified | ○ |
| | WSOP8 | | | | | | | MF2003SV | Not identified | ○ |
|  | - | L10 | Driver IC for Separate Nch MOSFET | 3.5 to 70 | Yes | Yes | - | Shutdown Supply Current = 10μA | Not identified | ○ |
| | TSSOP10 | | | | | | | MF2007SW | Not identified | ○ |

★ : Under development

PACKAGE LIST

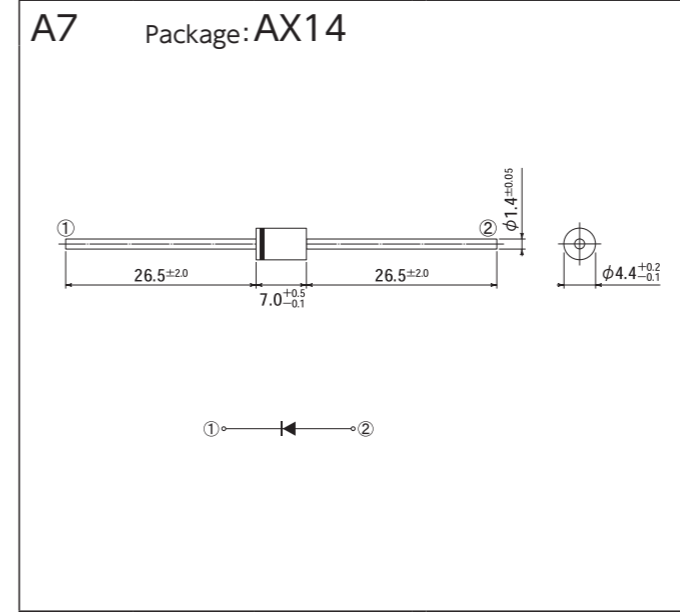
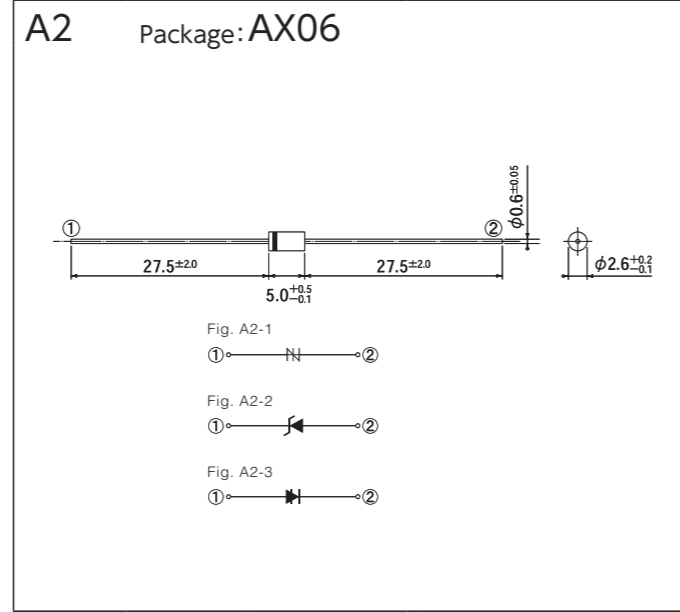
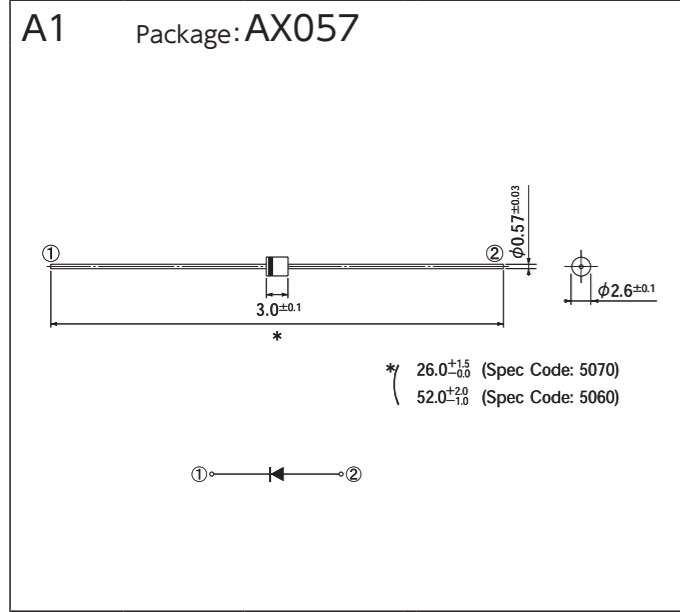
| | 1 | 2 | 3 | 4 | 5 | 6 | 7 | 8 | 9 | 10 | |
|---|--|---|---|--|--|---|--|--|--|--|---|
| A | A1 Package:AX057  | A2 Package:AX06  | A3 Package:AX06  | A4 Package:AX078  | A5 Package:AX10  | | A6 Package:AX10  | A7 Package:AX14  | | | |
| | | | | | | | | | | | |
| B | B1 Package:DO-219AB similar G1E  | B2 Package:DO-219AA M1E  | B3 Package:DO-214AC 1E  | B4 Package:DO-214AC 1E  | B5 Package:SC-110B CE  | | B6 Package:DO-214AA similar M2E  | B7 Package:DO-214AA similar M2E  | B8 Package:DO-214AA similar M2E  | B9 Package:2F  | B10 Package:2F  |
| | | | | | | | | | | | |
| C | C1 Package:SOPA-4  | C2 Package:TO-269AA 1Z(SMD)  | C3 Package:1Z(DIP)  | C4 Package:1N(SMD)  | C5 Package:1N(DIP)  | | C6 Package:1NA(SMD)  | C7 Package:1NA(DIP)  | C8 Package:1W(SMD)  | C9 Package:1W(DIP)  | |
| | | | | | | | | | | | |
| D | D1 Package:D3K  | D2 Package:2S  | D3 Package:3S  | D4 Package:5S  | D5 Package:JB  | | D6 Package:JA  | D7 Package:TSB(4pin),JC(4pin)  | D8 Package:TSB(5pin),JC(5pin)  | D9 Package:JF  | D10 Package:JH  |
| | | | | | | | | | | | |
| E | E1 Package:MCP  | E2 Package:D30VC  | E3 Package:S2VB  | E4 Package:S4VB  | E5 Package:S5VB  | | E6 Package:S10VB  | E7 Package:S15VB  | E8 Package:S25VB  | E9 Package:S50VB  | E10 Package:S3WB  |
| | | | | | | | | | | | |
| | 11 | 12 | 13 | 14 | 15 | | | | | | |
| E | E11 Package:S10WB  | E12 Package:S15WB  | E13 Package:S20WB  | E14 Package:SVTA  | E15 Package:SVT  | | | | | | |
| | | | | | | | | | | | |

PACKAGE LIST

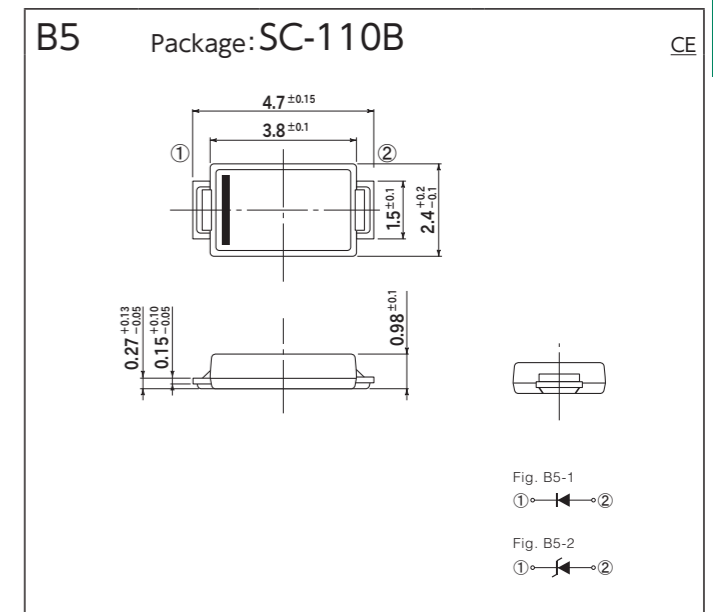
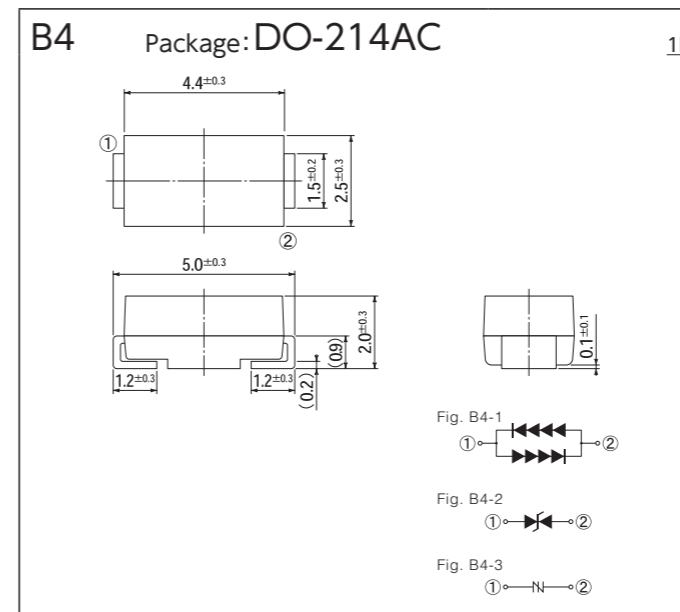
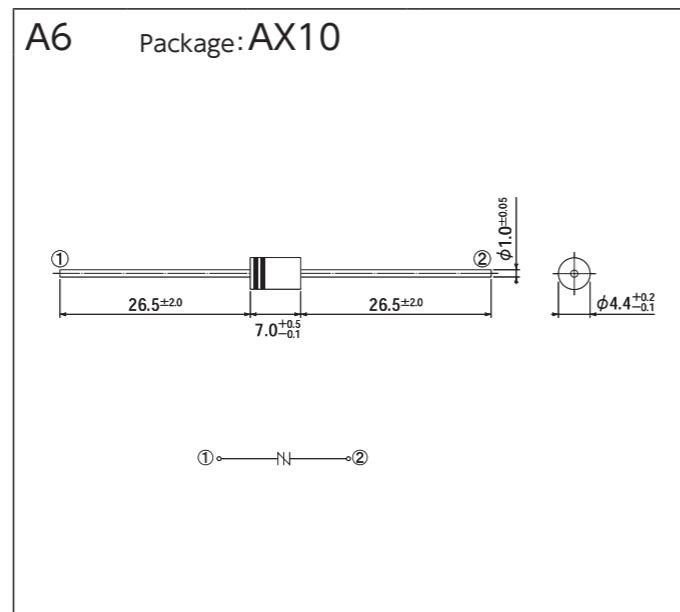
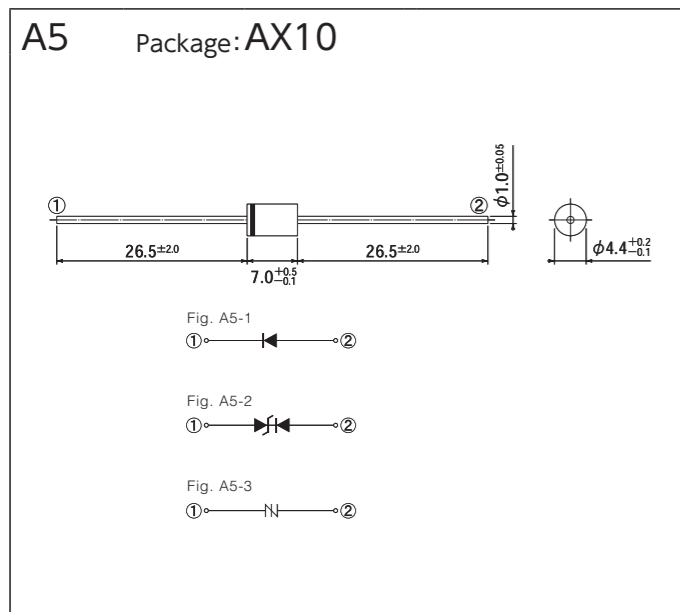
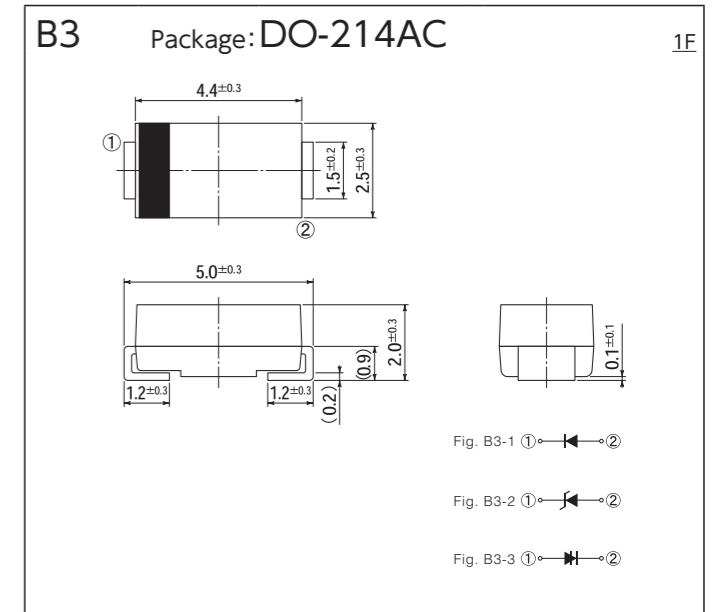
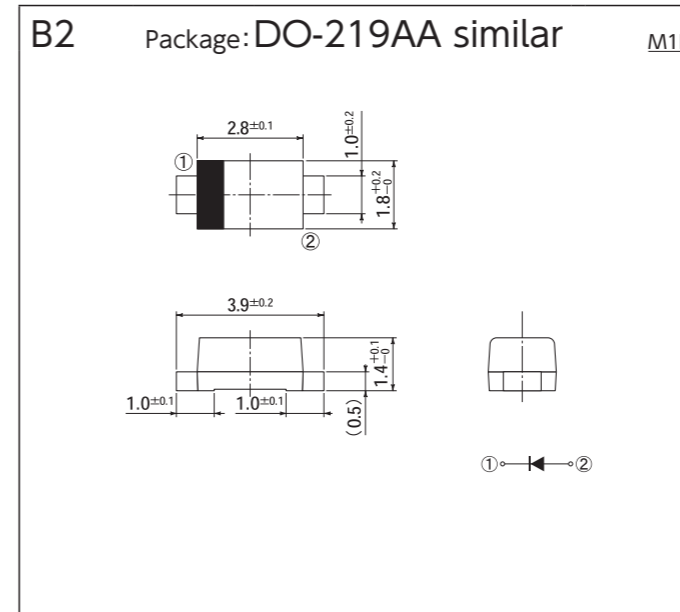
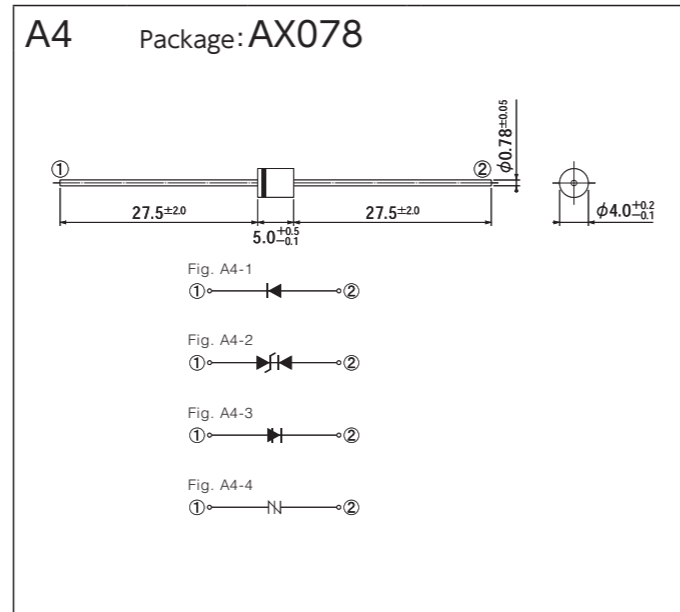
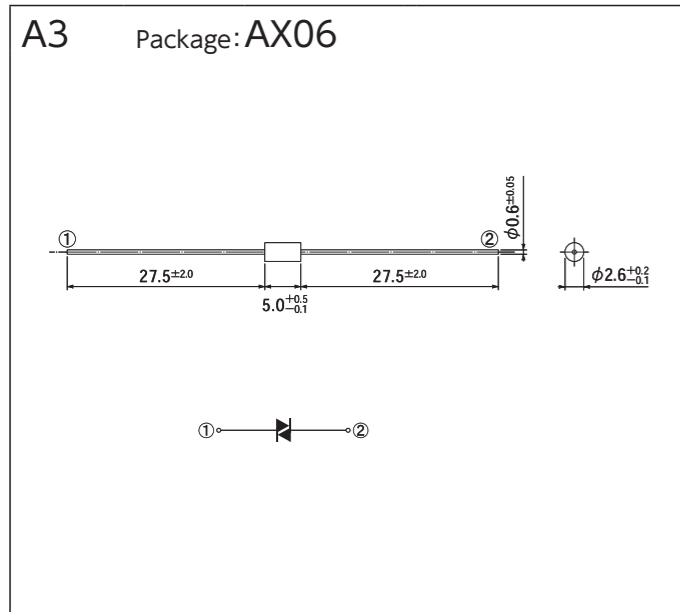
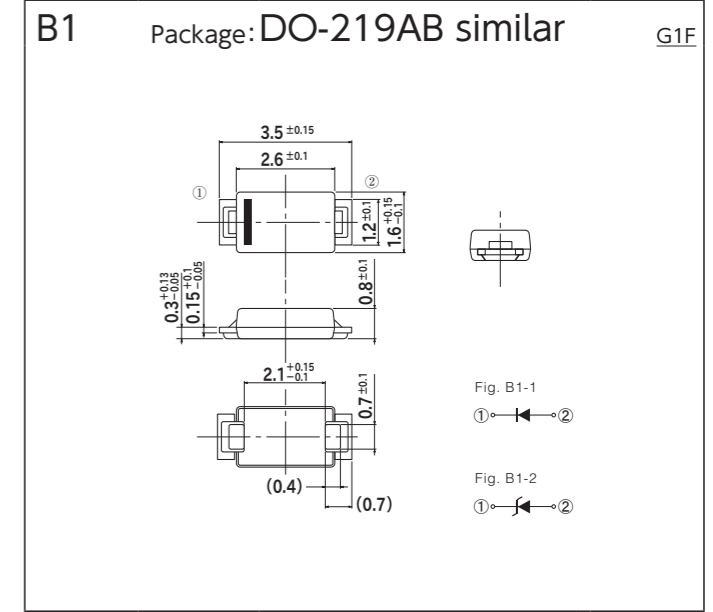
| | 1 | 2 | 3 | 4 | 5 | 6 | 7 | 8 | 9 | 10 |
|---|--------------------------------------|---------------------------------------|--------------------------------------|---------------------------------------|---------------------------------------|-------------------------------------|-------------------------------------|--------------------------------------|-------------------------------------|-------------------------|
| F | F1 Package:Module | F2 Package:Module | F3 Package:Module | F4 Package:MG001 | F5 Package:MG031 | F6 Package:MG032 | F7 Package:MG038 | F8 Package:MG048 | F9 Package:MG060 | F10 Package:MG061 |
| G | G1 Package:SC-63 E-pack | G2 Package:TO-252AA EB | G3 Package:TO-252AB similar EB | G4 Package:DO-277A similar EY | G5 Package:TO-252AA similar EB | G6 Package:LA | G7 Package:MO-235B similar LE | | | |
| H | H1 Package:SC-83 similar ETO-220 | H2 Package:SC-83 similar EB | H3 Package:TO-263AB-1 EB | H4 Package:TO-263AB EB | H5 Package:SC-83 similar EB | H6 Package:TO-263AB EZ | H7 Package:TO-263-SC EZ-7P | | | |
| J | J1 Package:SC-91A ETO-220(2pin) | J2 Package:SC-91 ETO-220A(2pin) | J3 Package:SC-91 ETO-220AG(2pin) | J4 Package:SC-91 ETO-220G(2pin) | J5 Package:TO-220AB EA | J6 Package:SC-91A ETO-220(3pin) | J7 Package:SC-91 ETO-220A(3pin) | J8 Package:SC-91 ETO-220AG(3pin) | J9 Package:SC-91 ETO-220G(3pin) | |
| K | K1 Package:SC-93 ITO-3P(2pin) | K2 Package:TO-247AD MTO-3PT(2pin) | K3 Package:SC-93 ITO-3P(3pin) | K4 Package:TO-247AD MTO-3PT(2pin) | K5 Package:TO-247AD MTO-3PT(3pin) | K6 Package:TO-247AD MTO-3PV | K7 Package:TO-247AD MTO-3PV | | | |
| L | L1 Package:SOP8 | L2 Package:SOP8J | L3 Package:SOP8/7J | L4 Package:SOP14 | L5 Package:SOP16 | L6 Package:SOP18 | L7 Package:SOP22 | L8 Package:SOP24 | L9 Package:WSON8 | L10 Package:TSSOP10 |

OUTLINE DIMENSIONS

[Unit:mm]

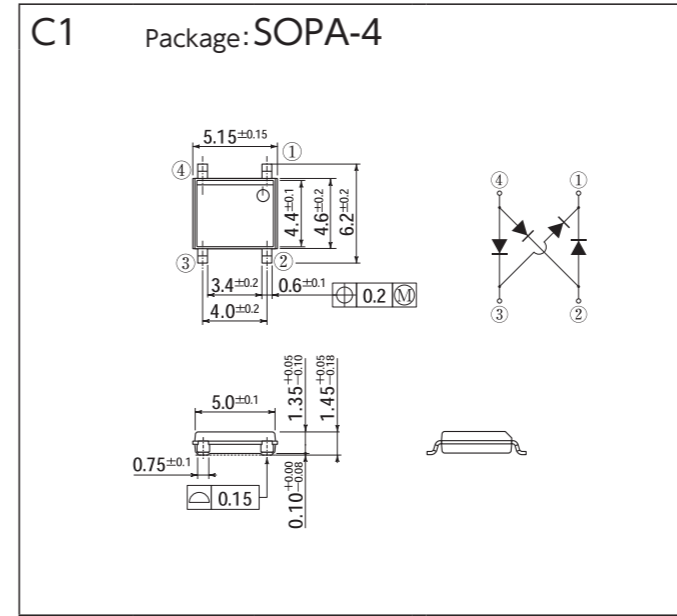
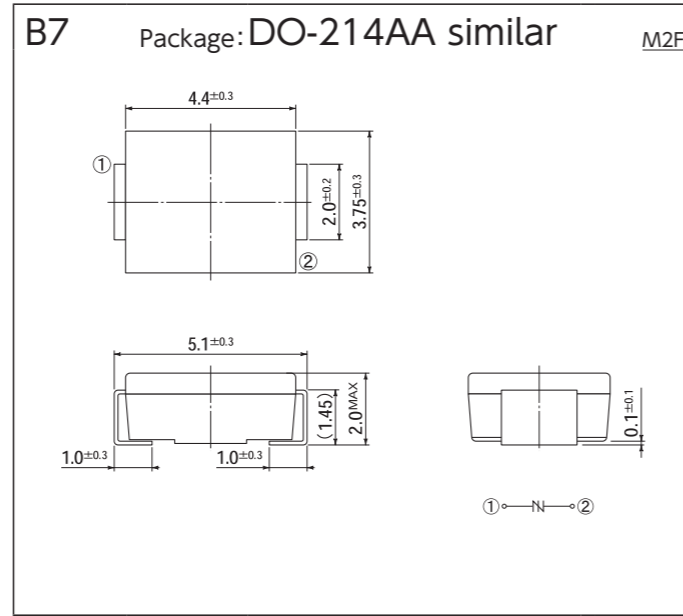
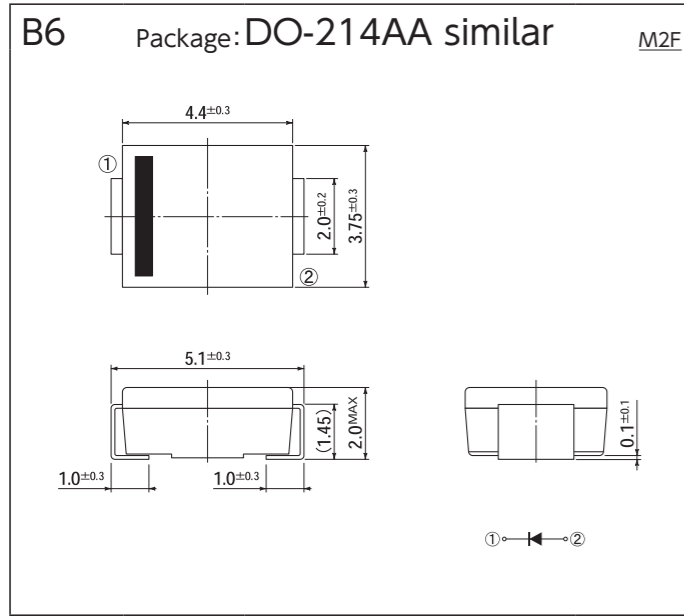


[Unit:mm]

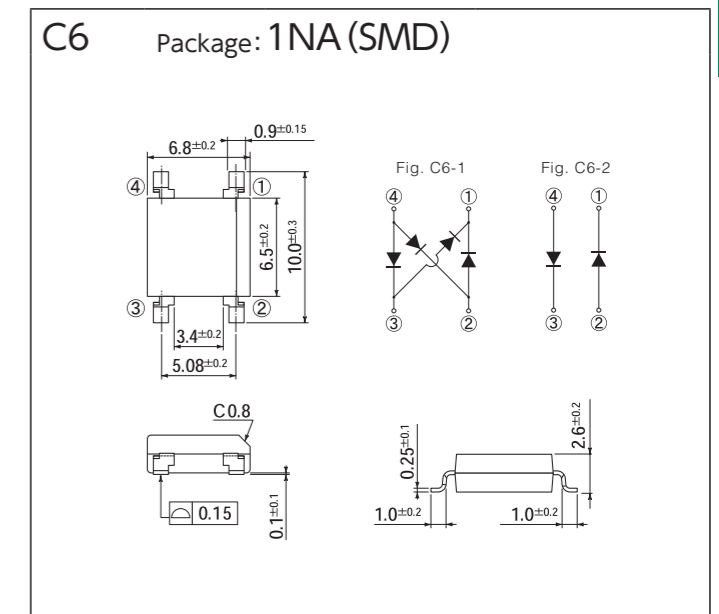
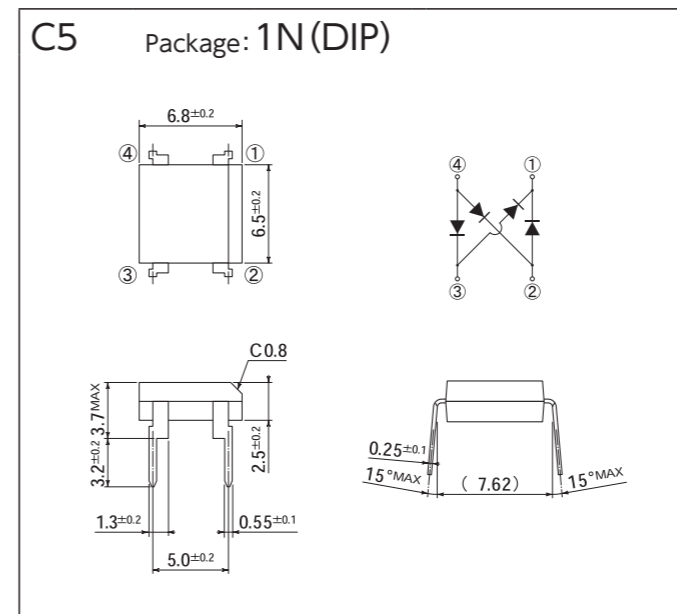
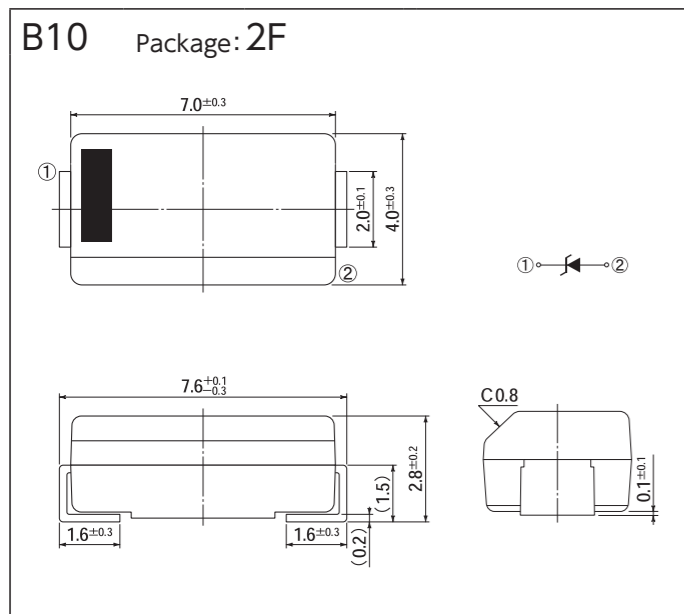
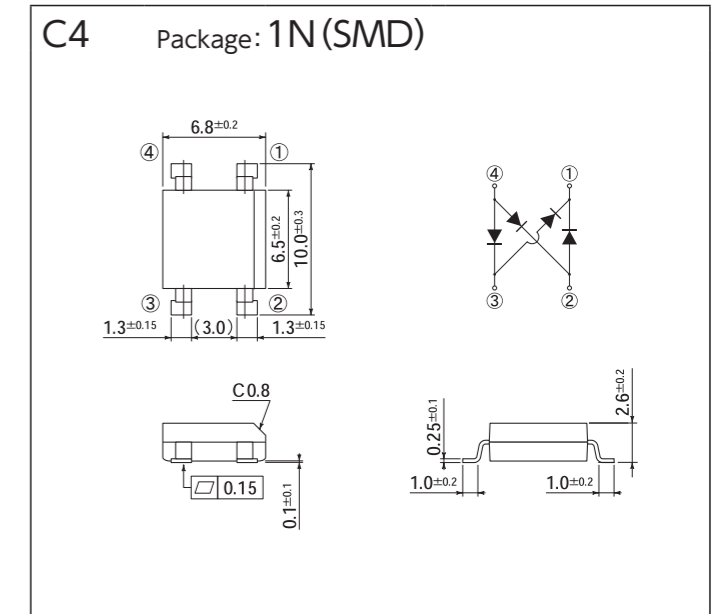
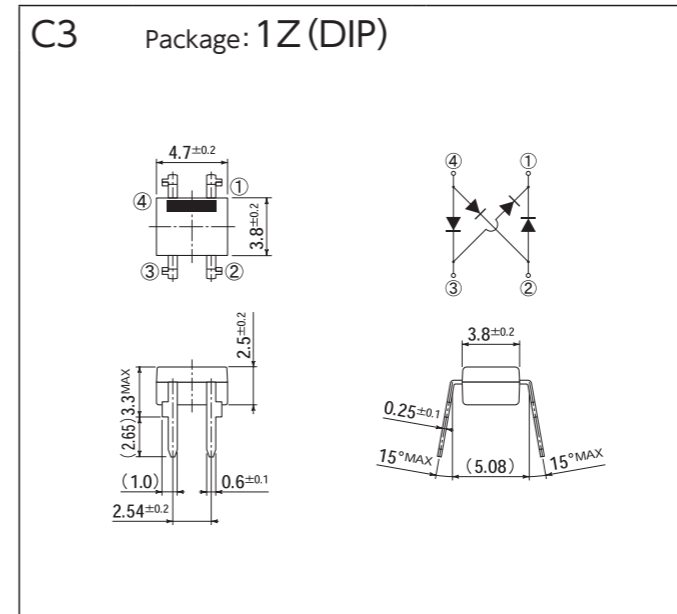
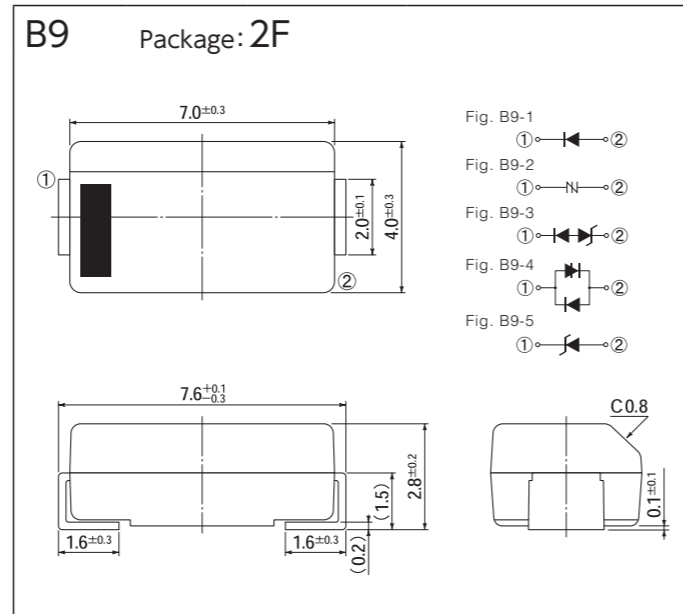
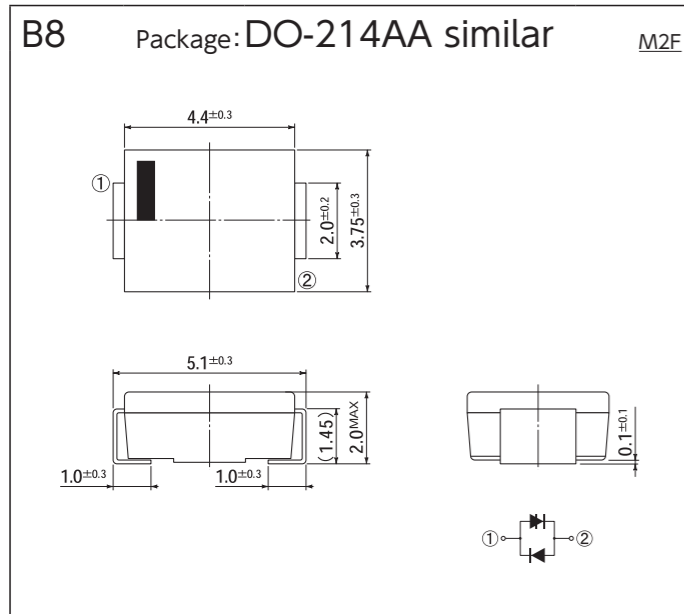
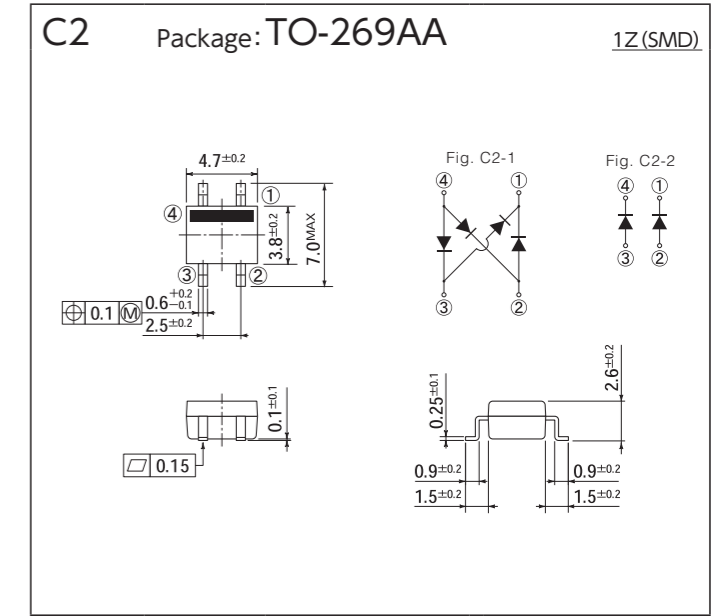


OUTLINE DIMENSIONS

[Unit:mm]

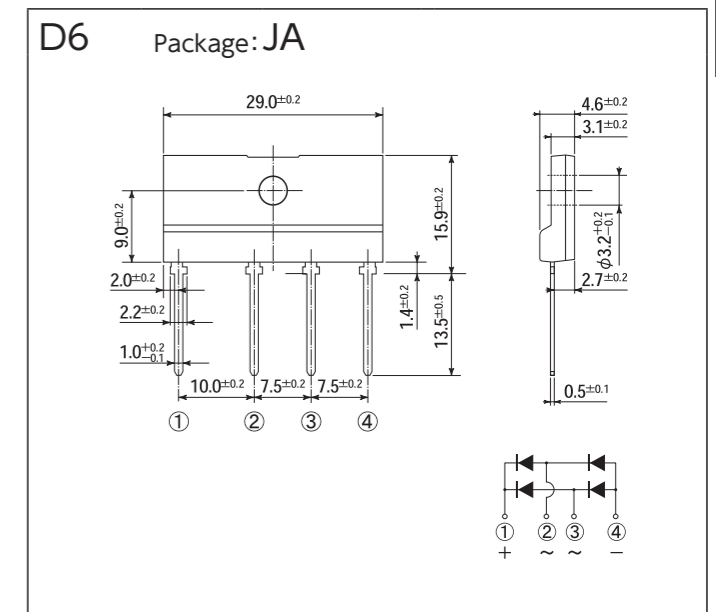
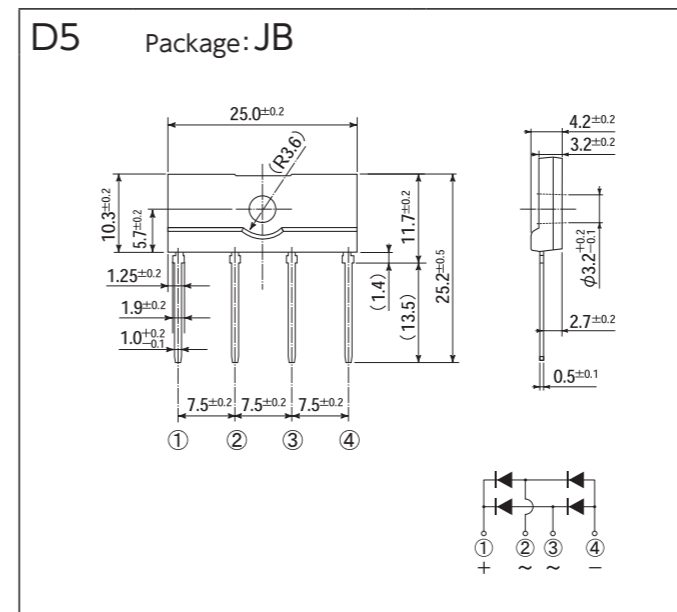
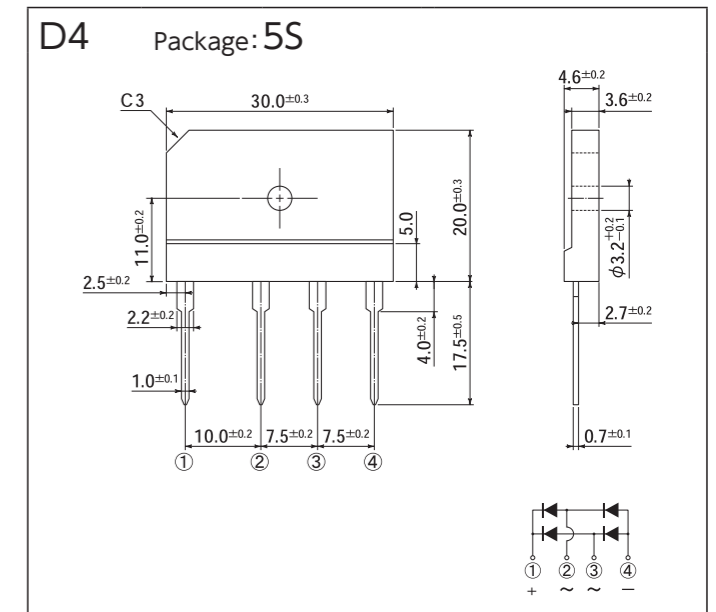
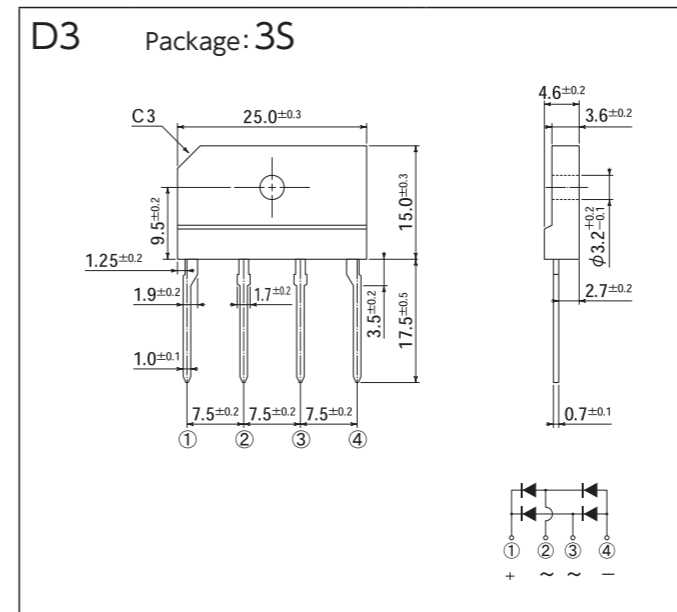
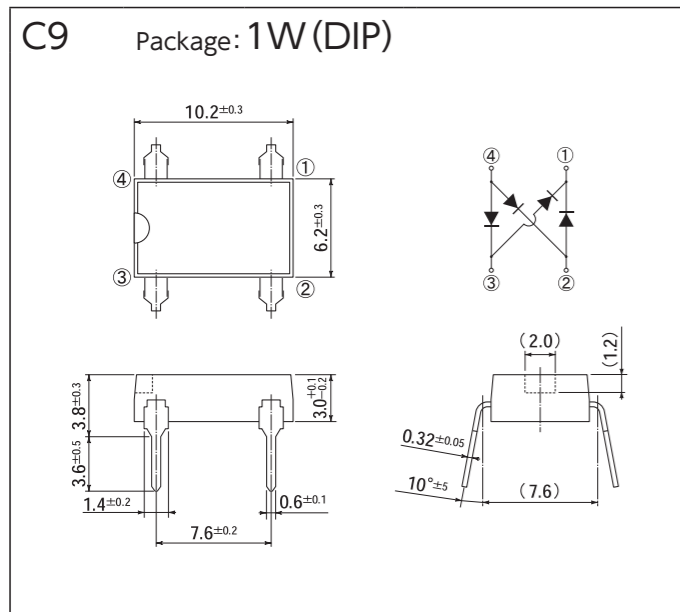
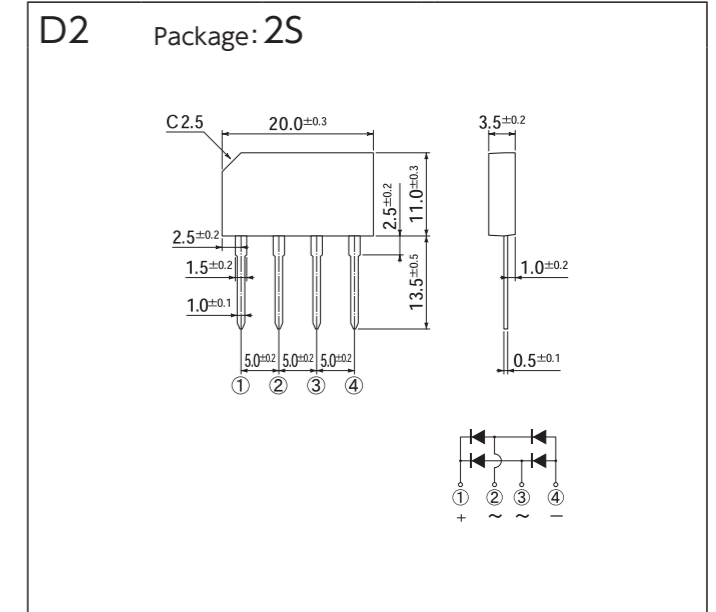
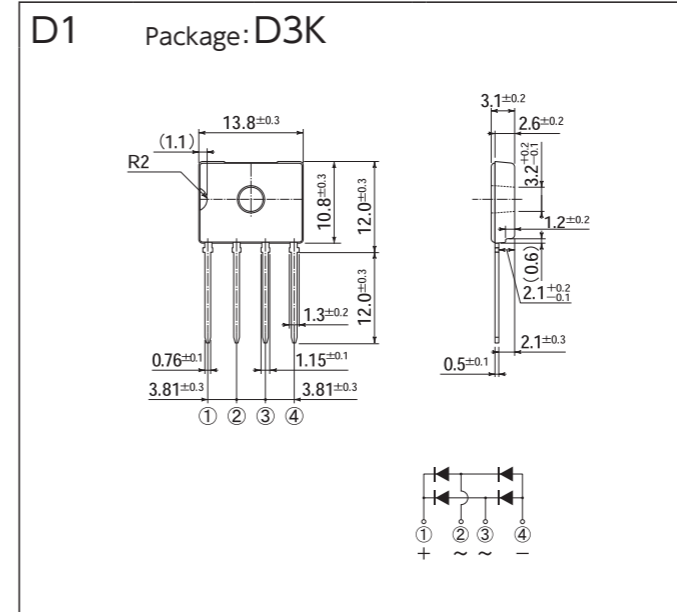
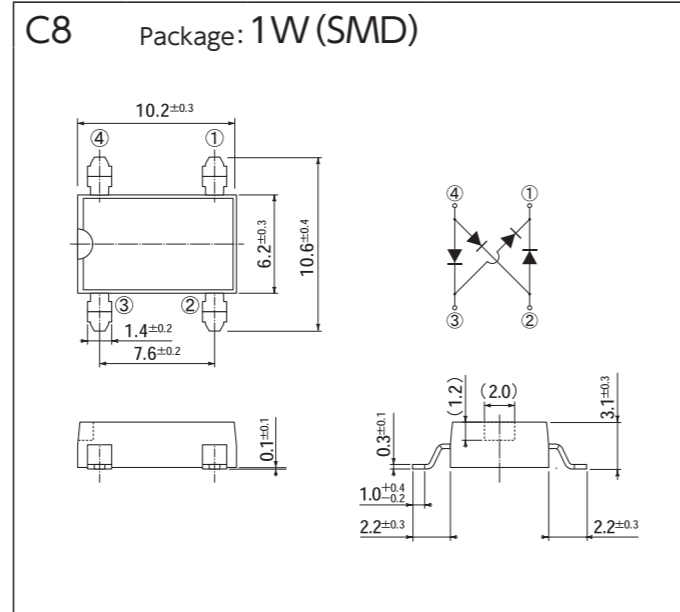
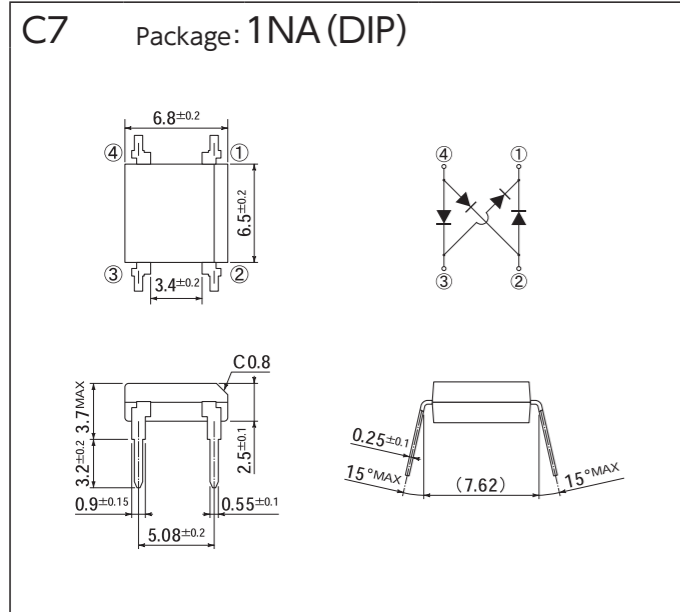


[Unit:mm]



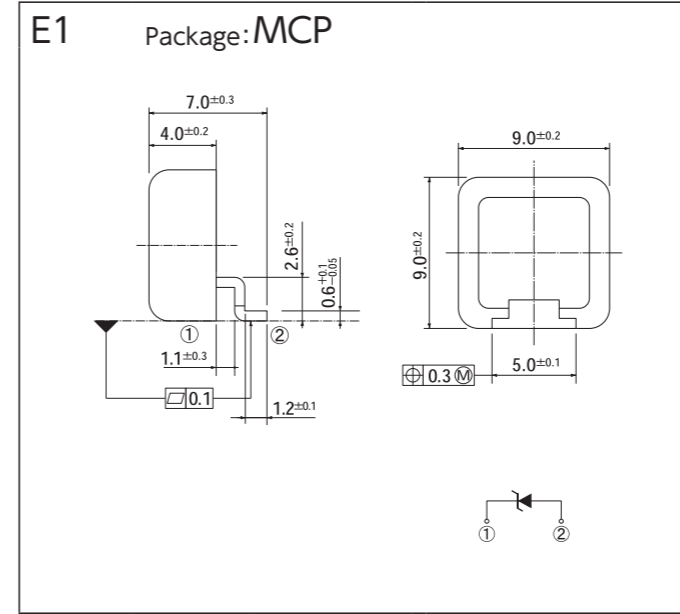
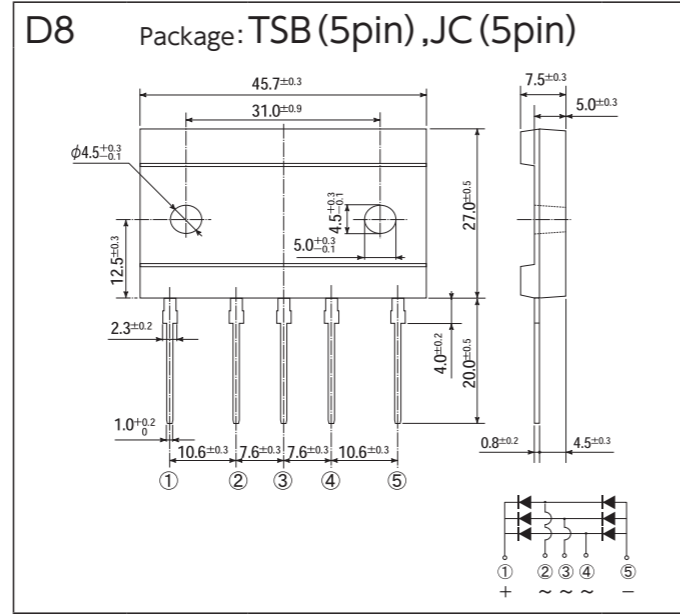
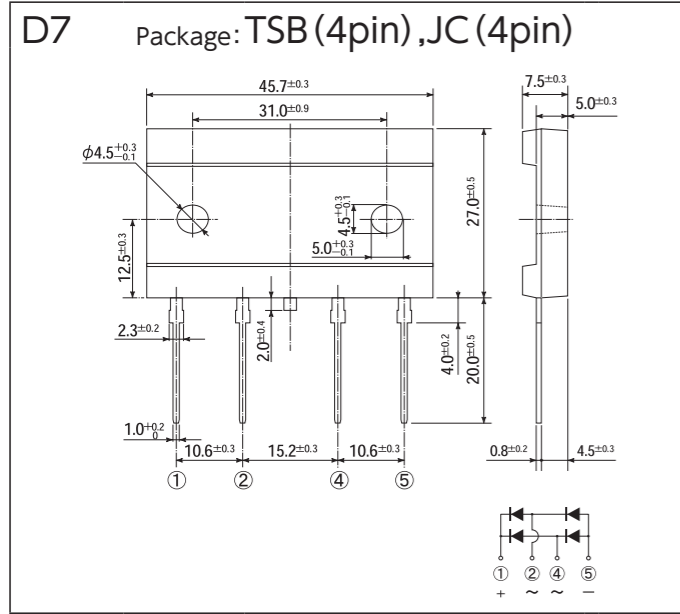
OUTLINE DIMENSIONS

[Unit:mm]

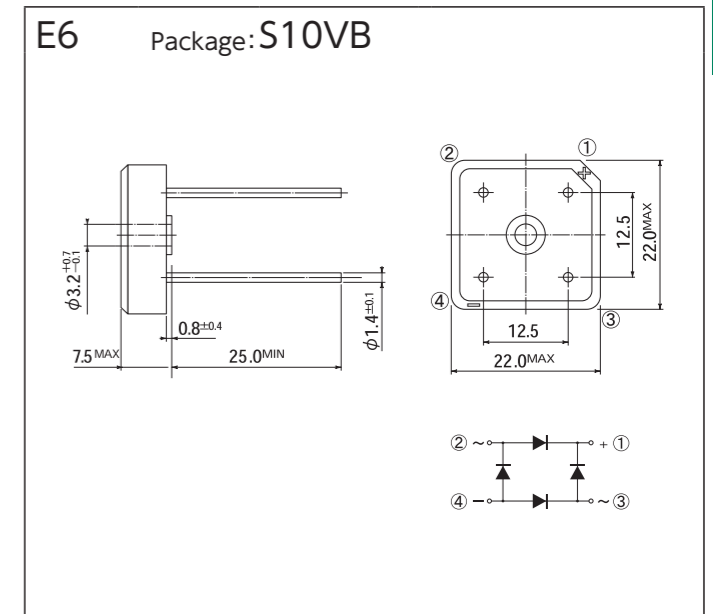
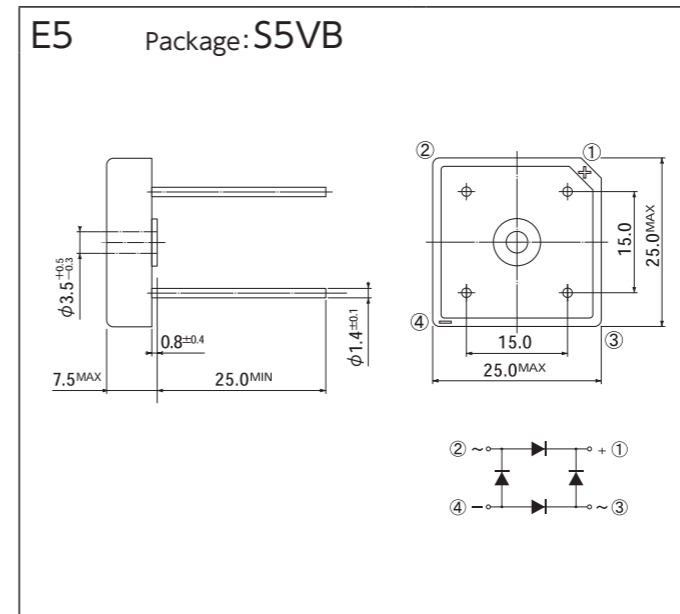
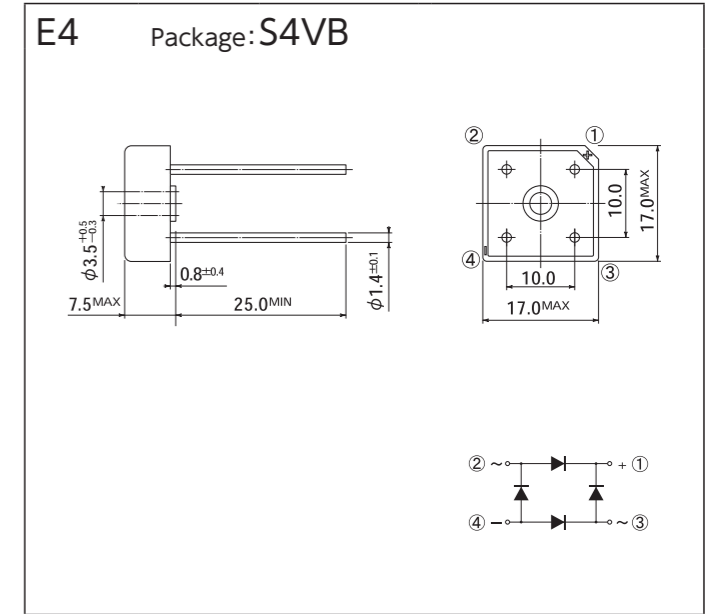
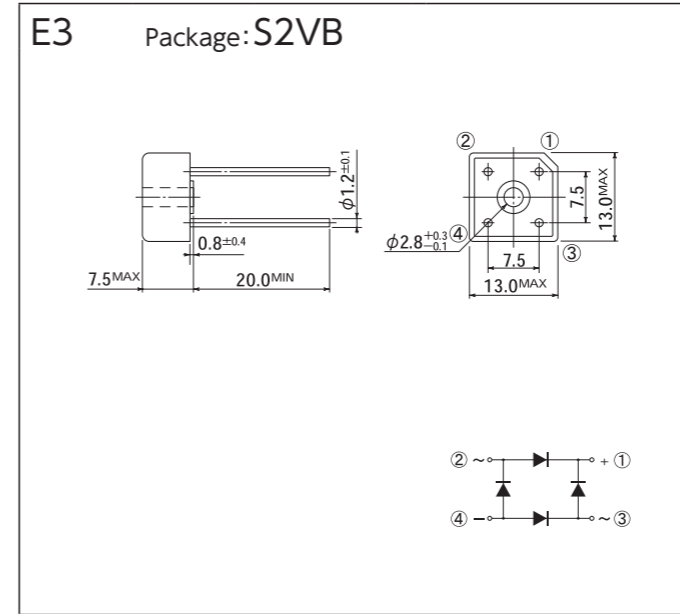
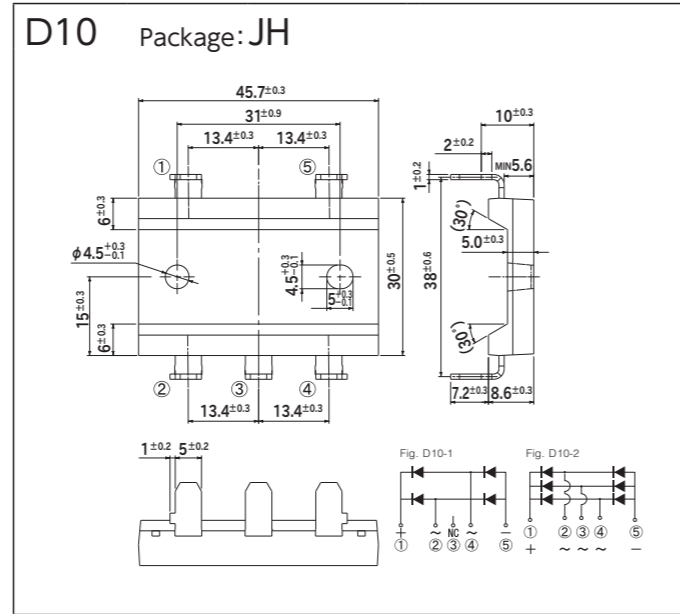
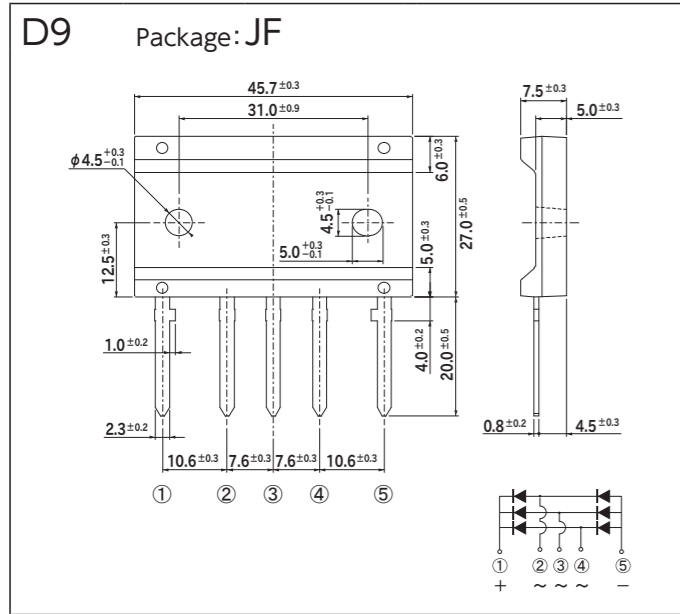
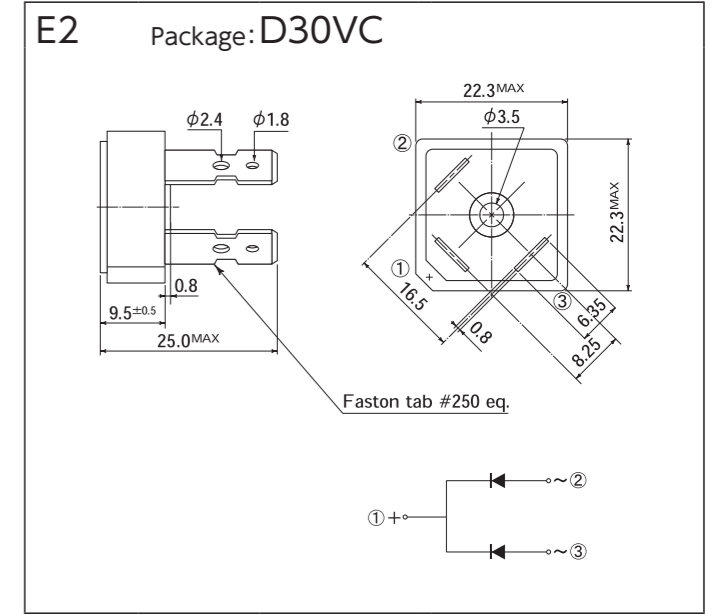


OUTLINE DIMENSIONS

[Unit:mm]



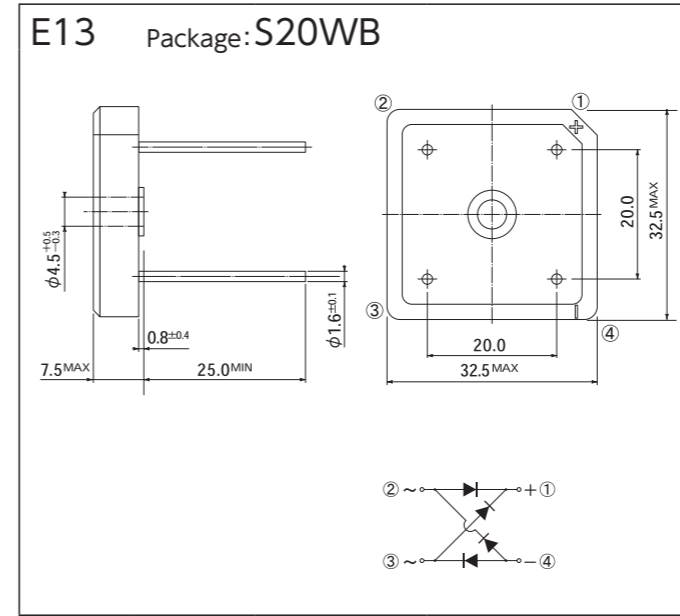
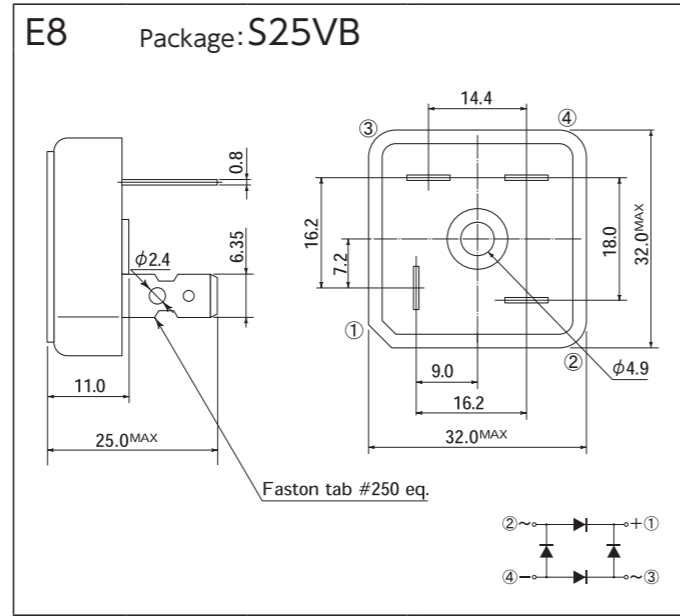
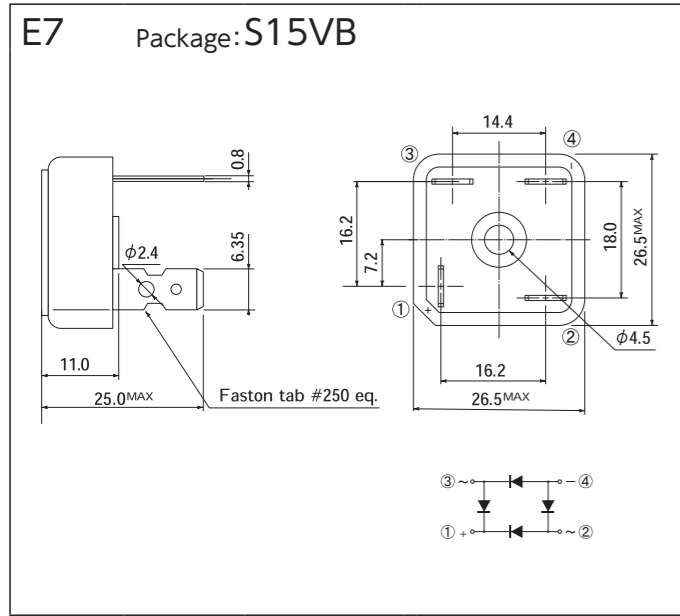
[Unit:mm]



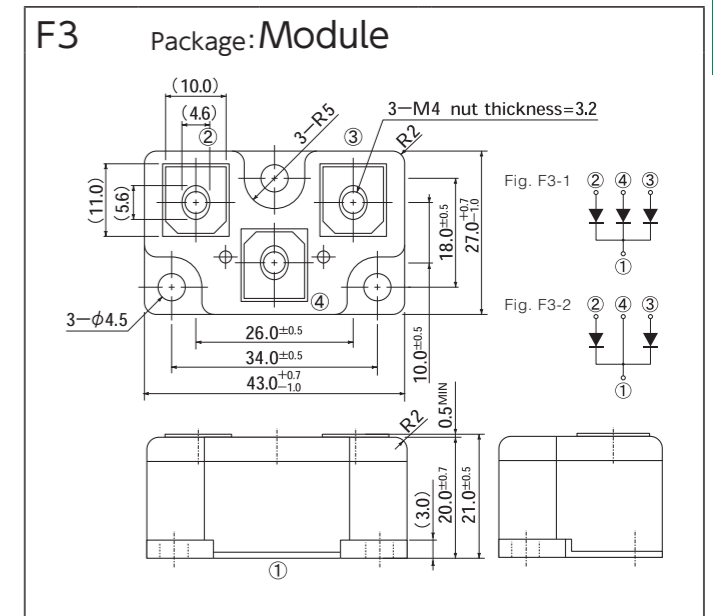
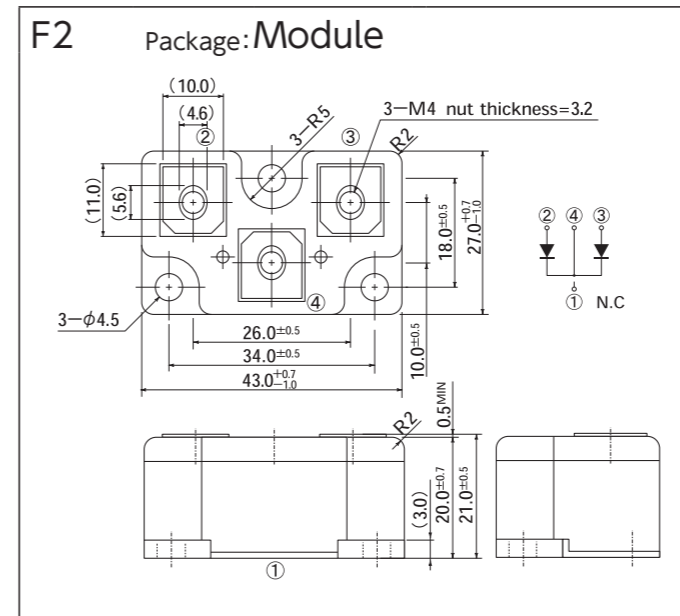
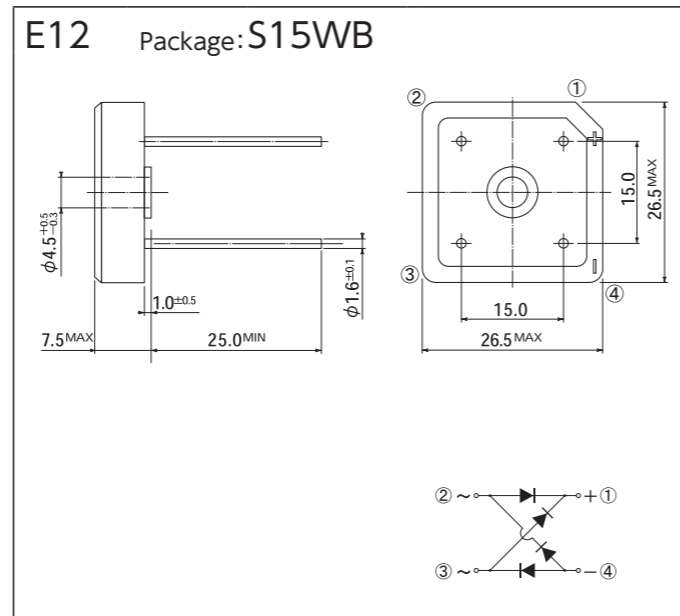
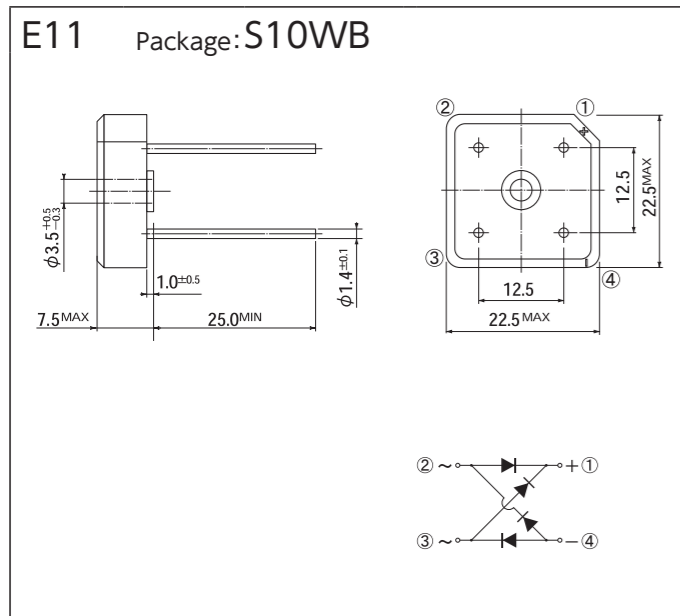
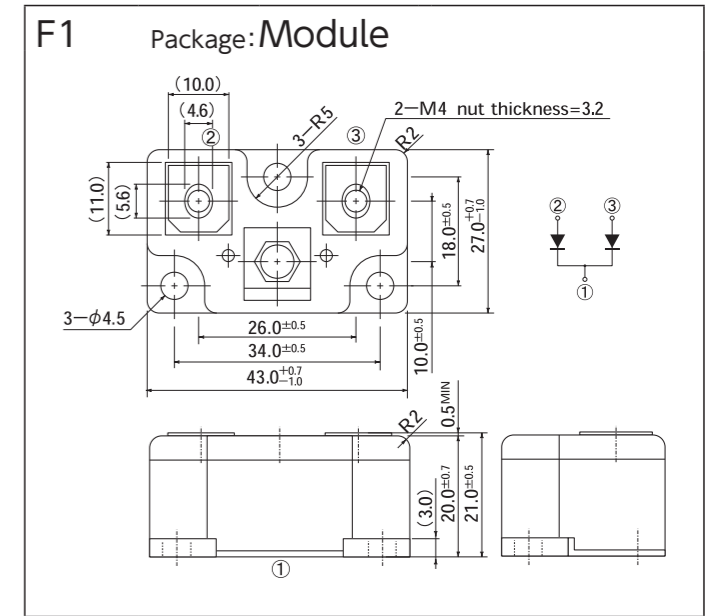
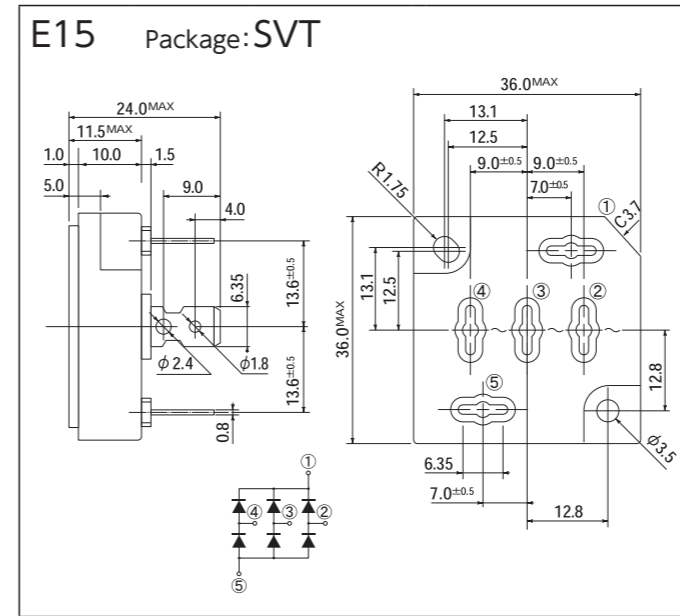
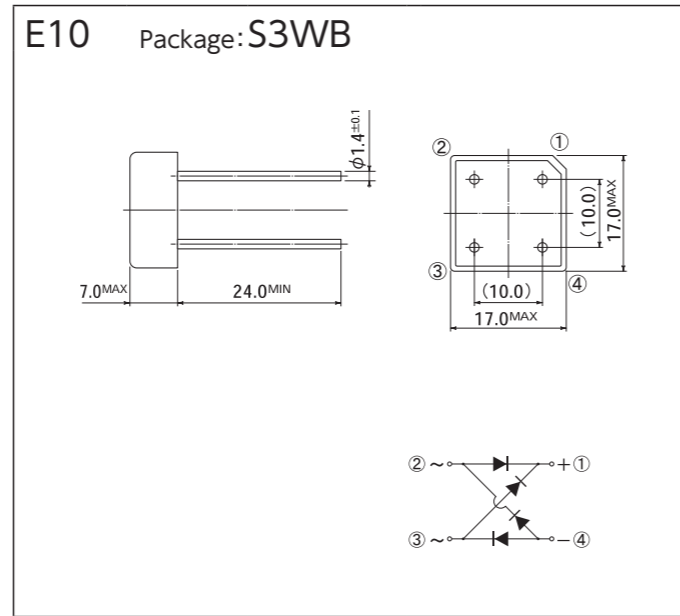
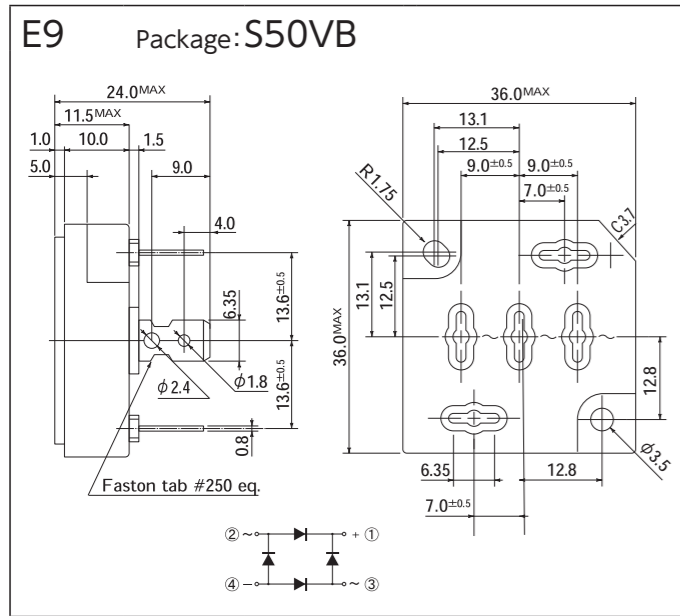
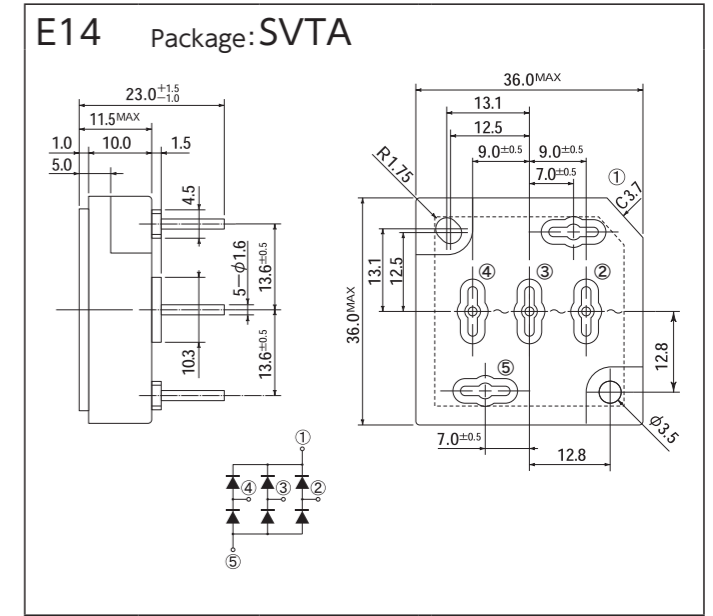
OUTLINE DIMENSIONS

OUTLINE DIMENSIONS

[Unit:mm]

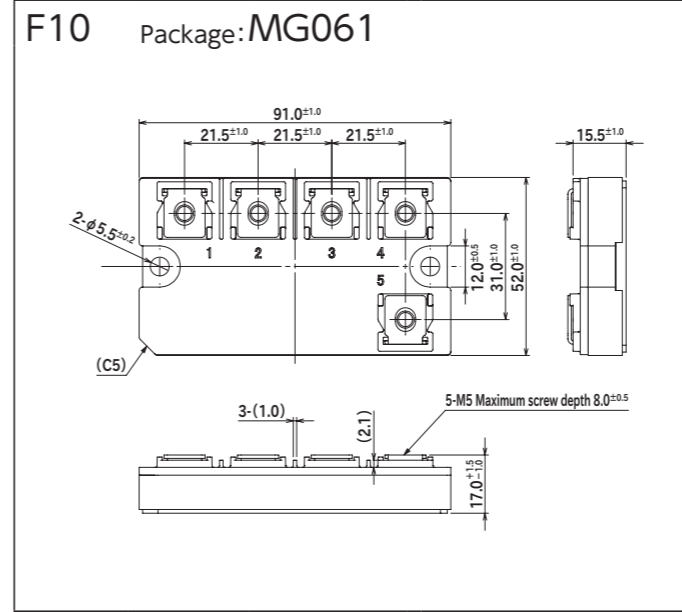
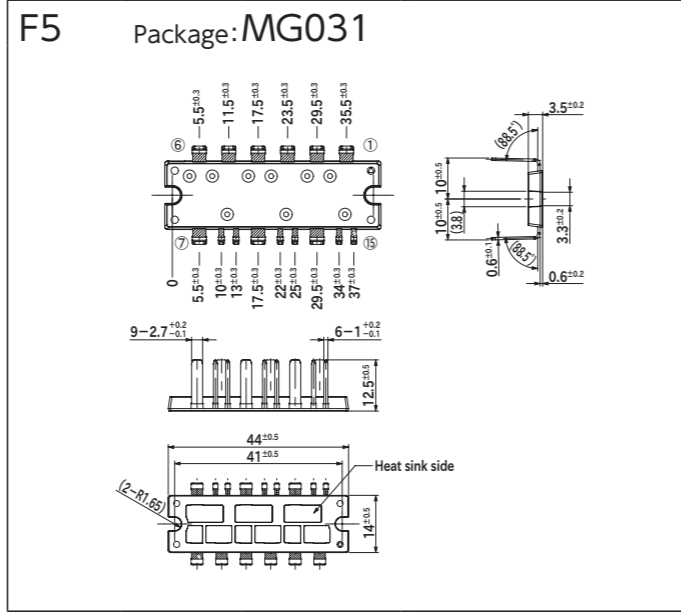
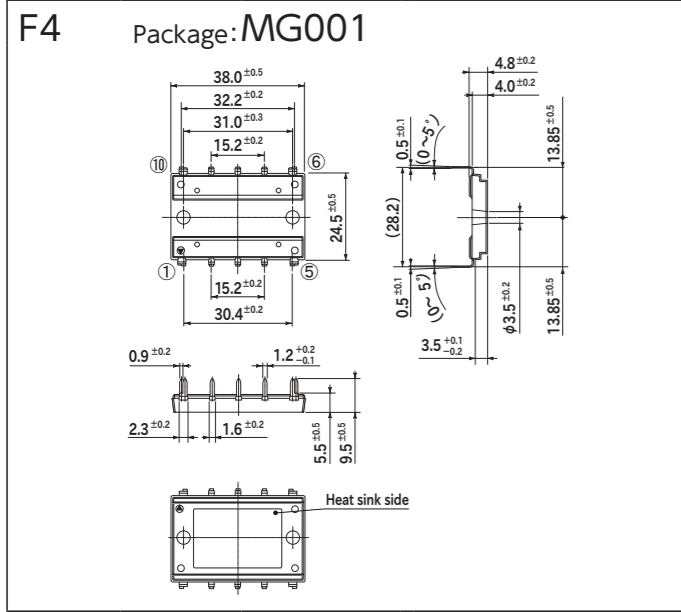


[Unit:mm]

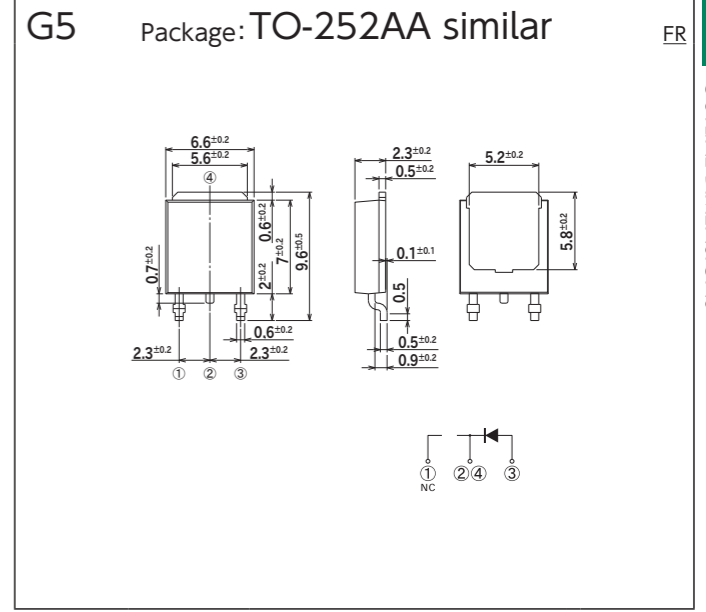
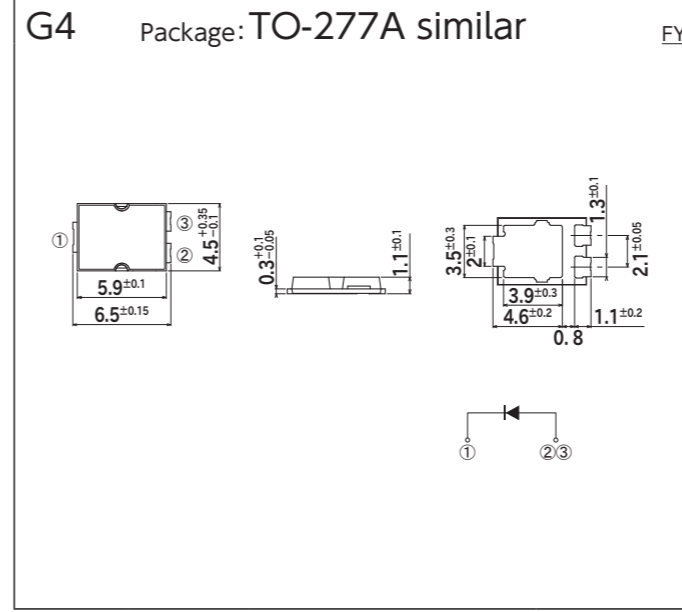
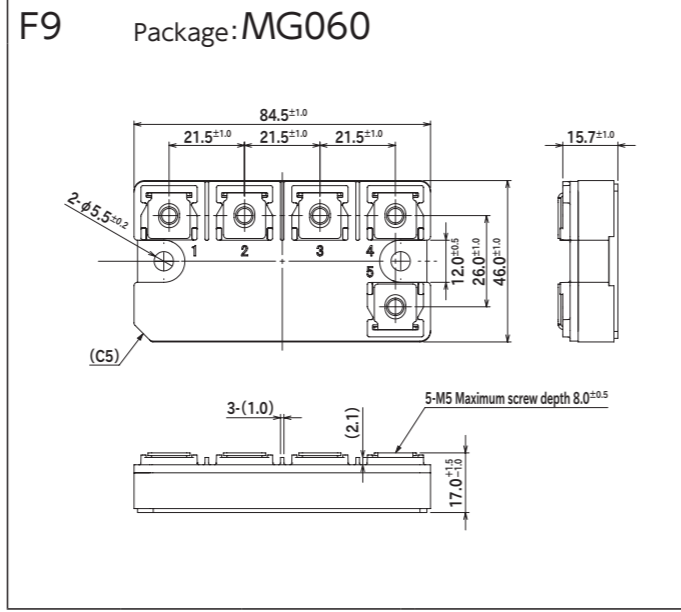
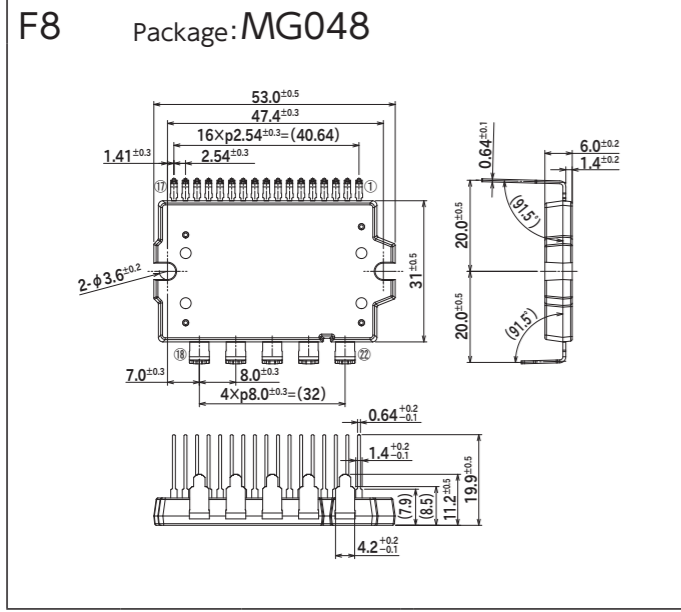
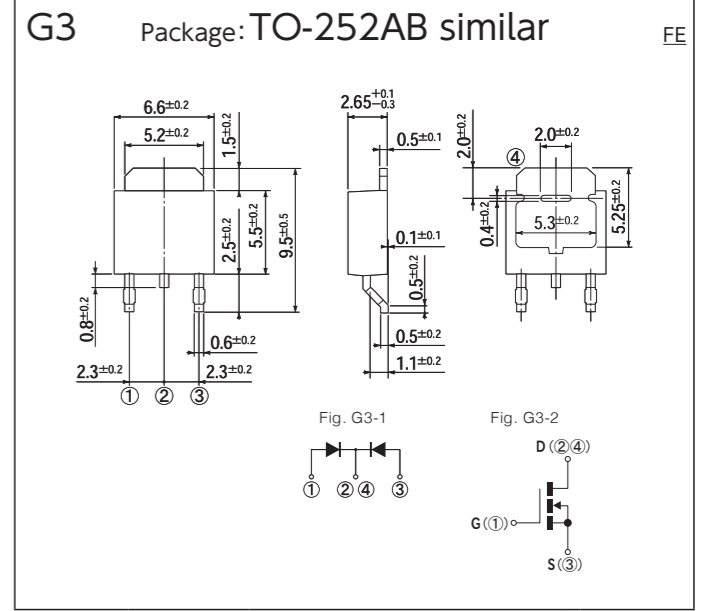
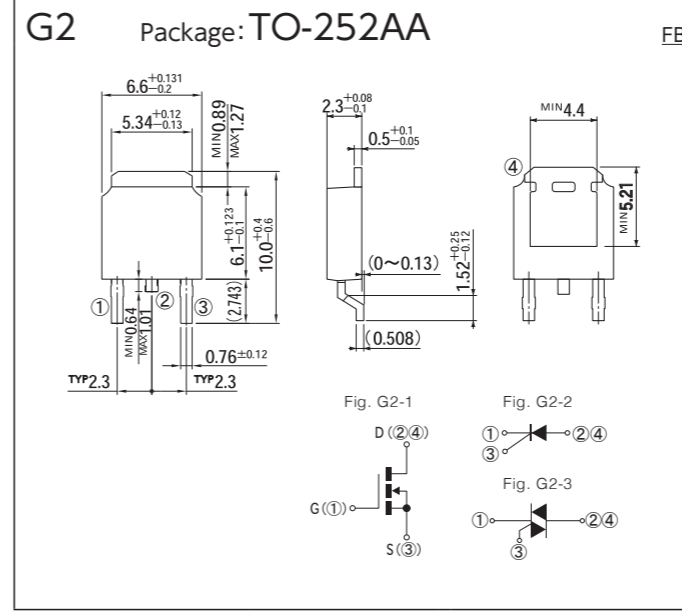
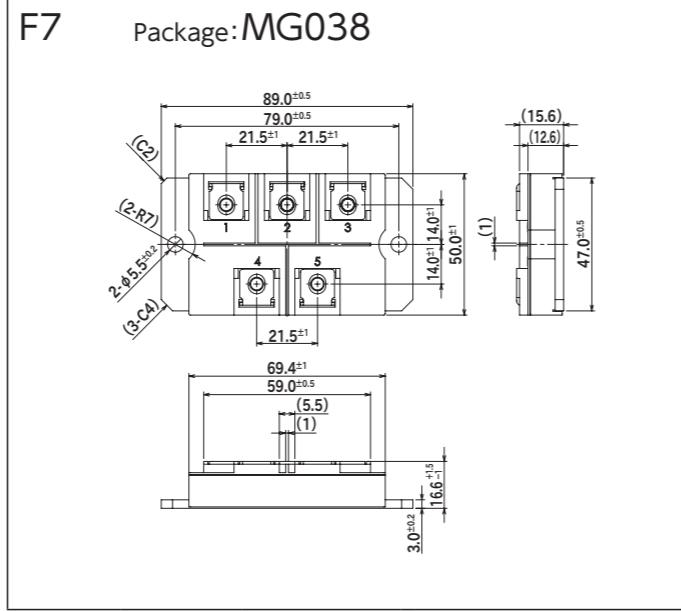
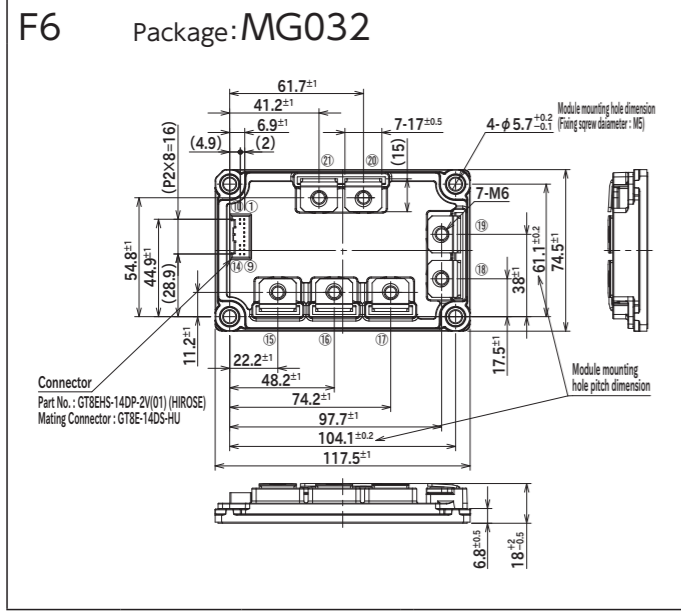
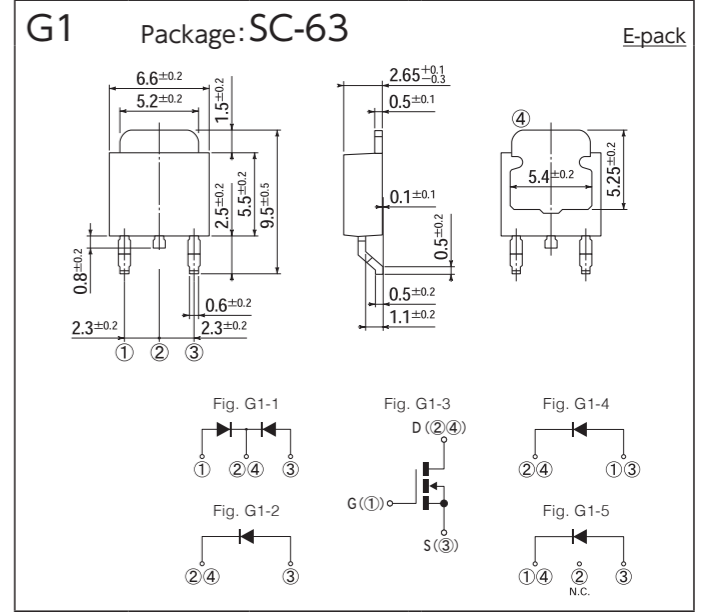


OUTLINE DIMENSIONS

[Unit:mm]



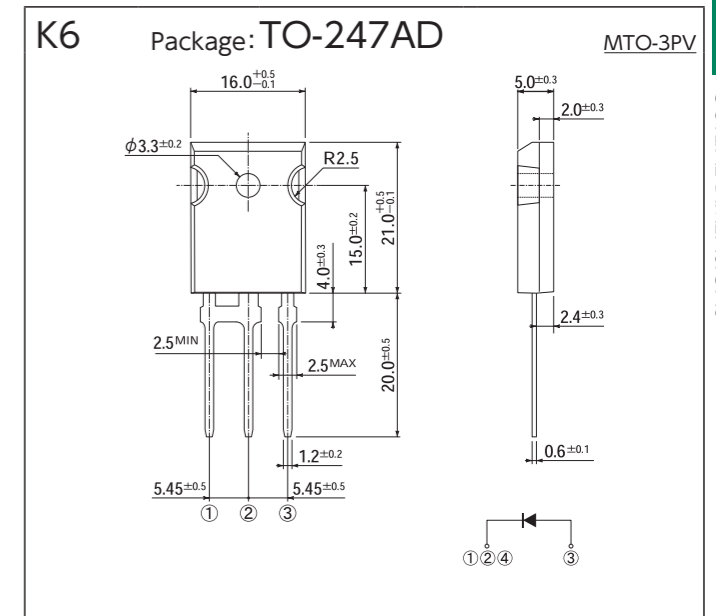
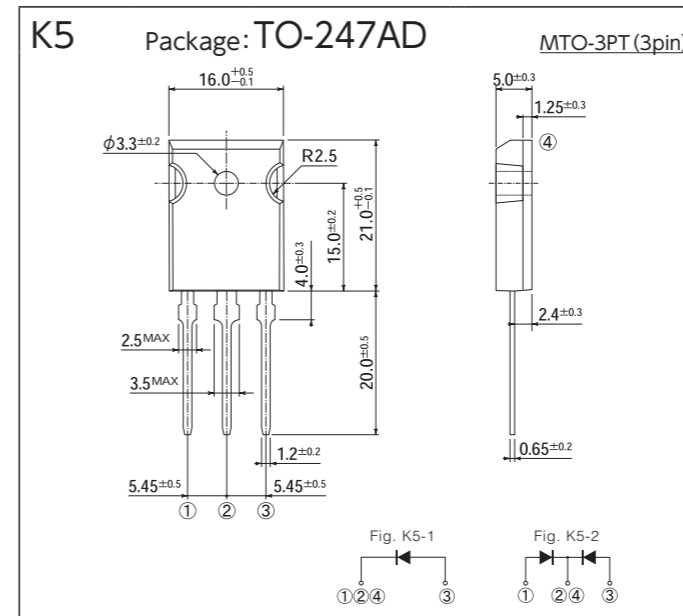
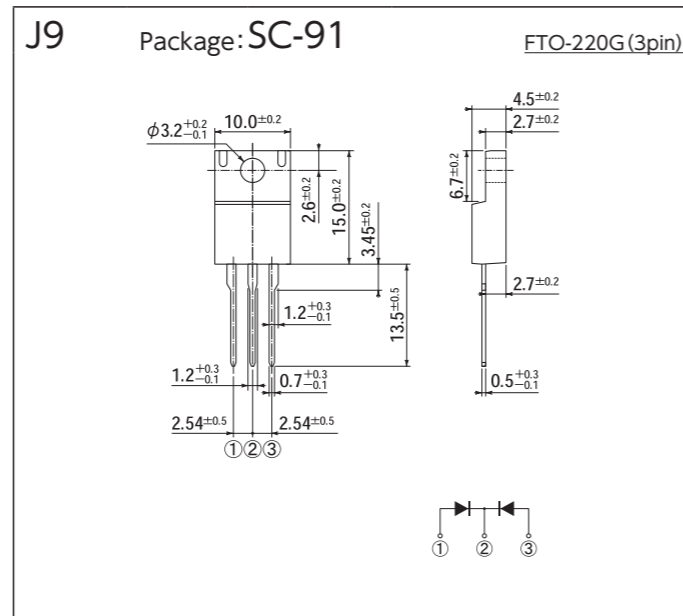
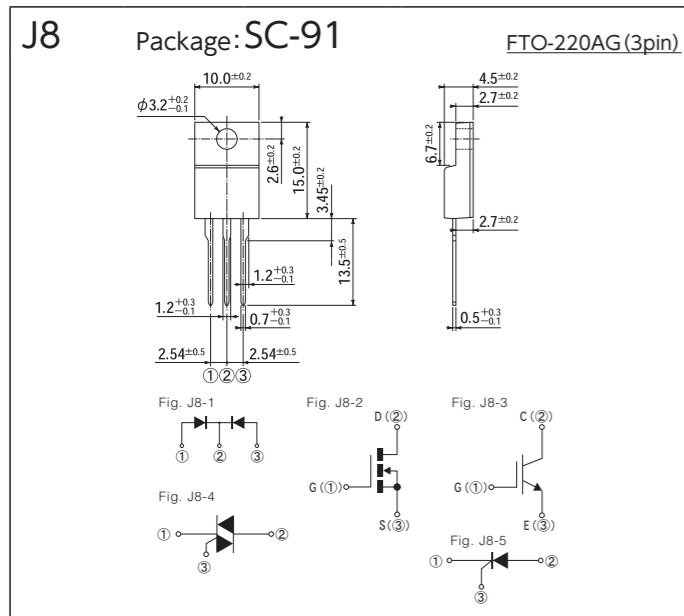
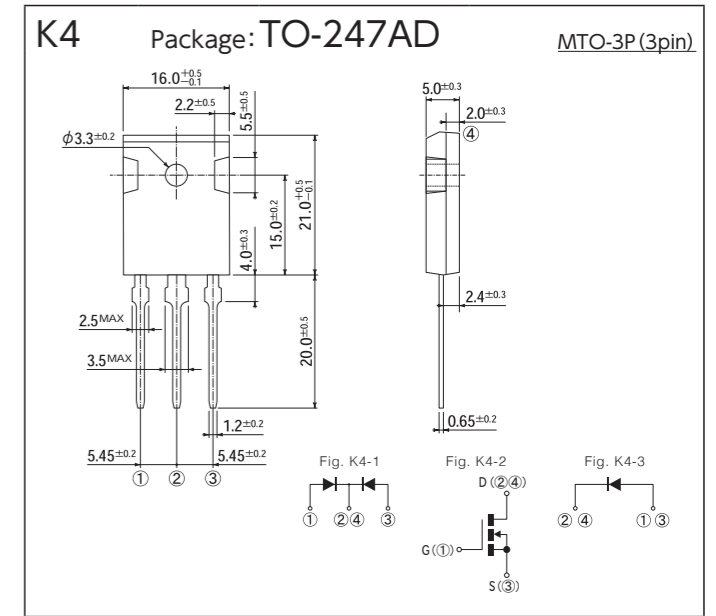
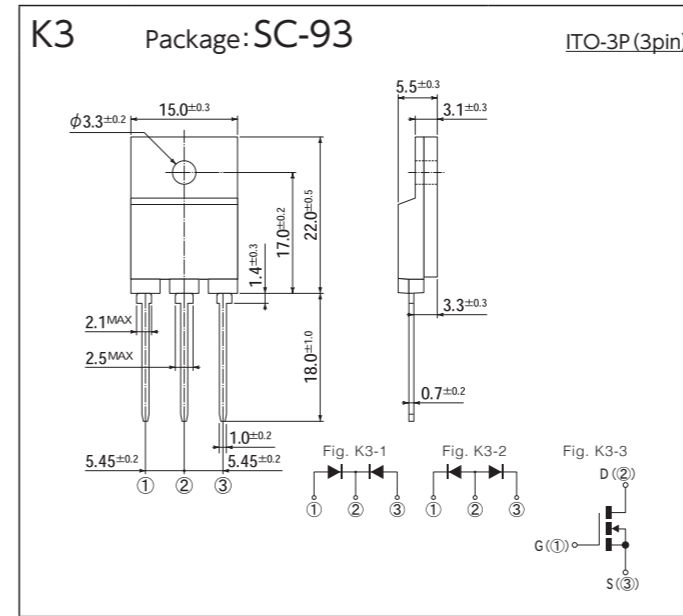
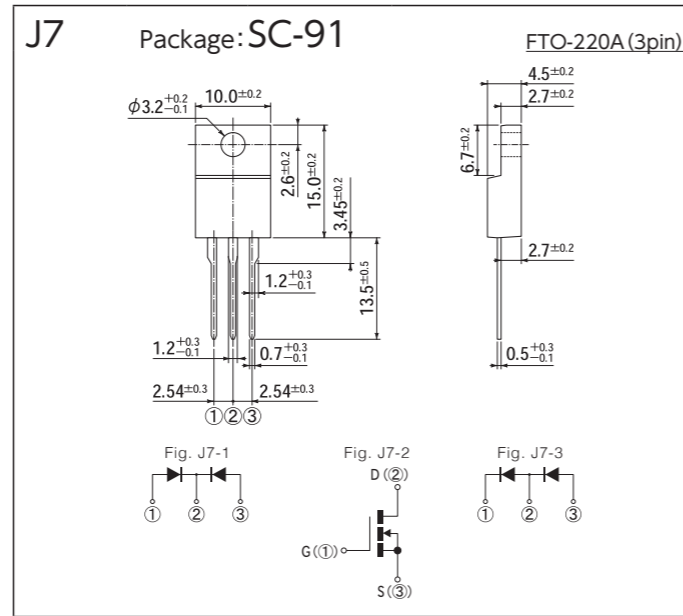
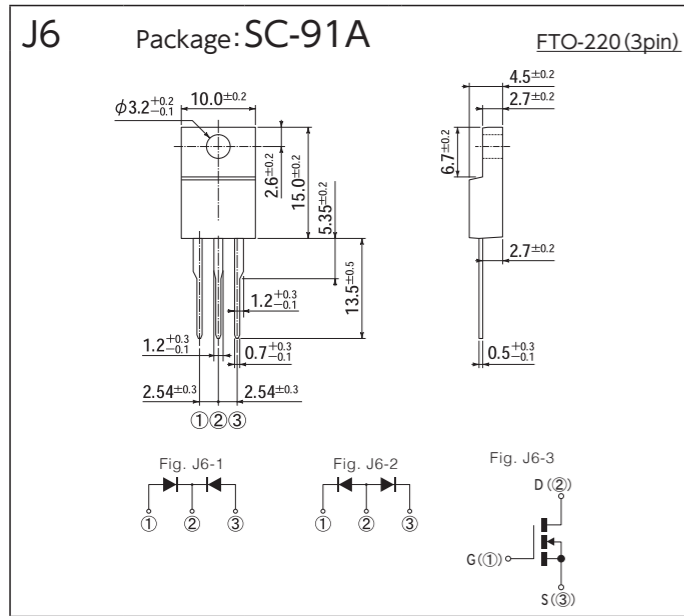
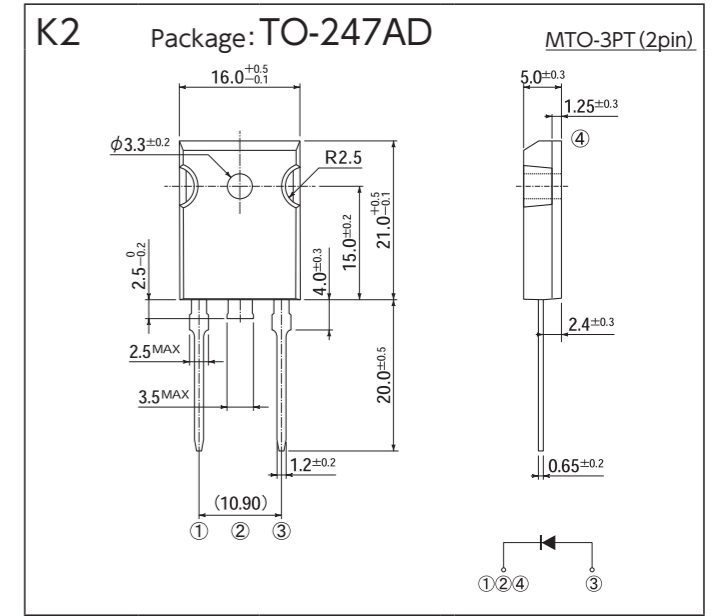
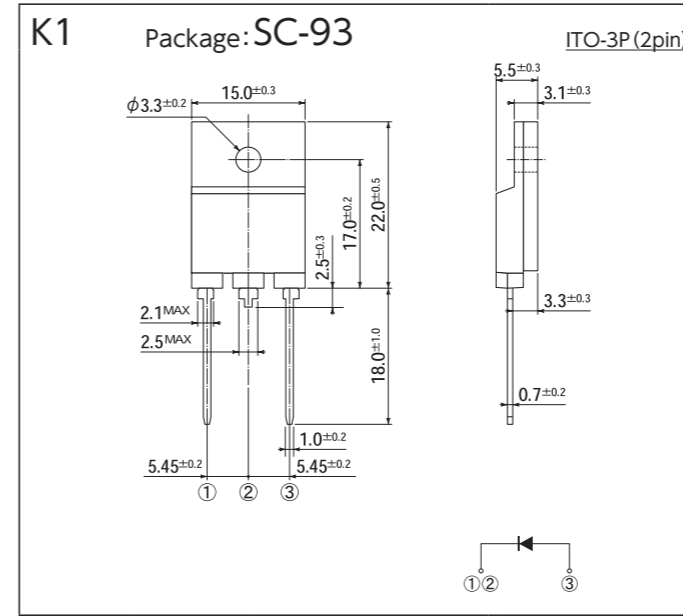
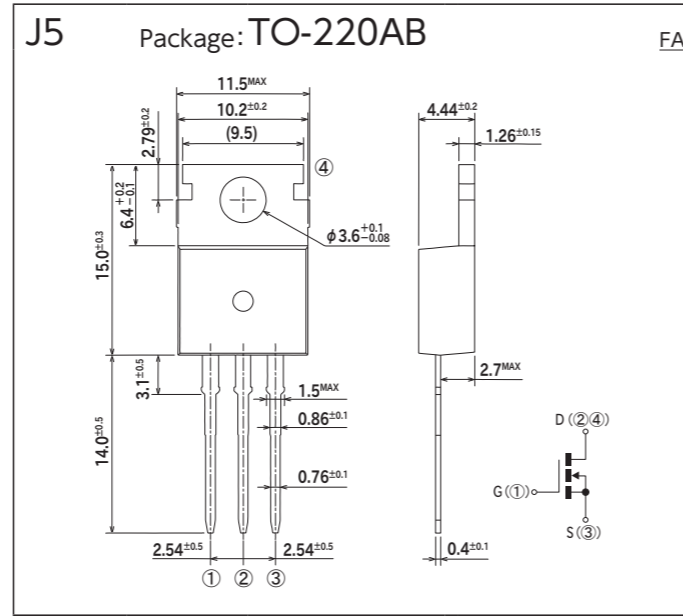
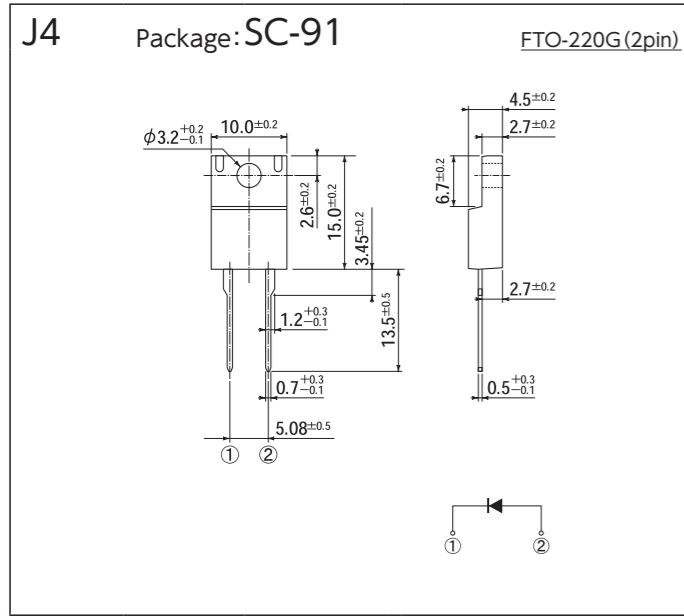
[Unit:mm]



OUTLINE DIMENSIONS

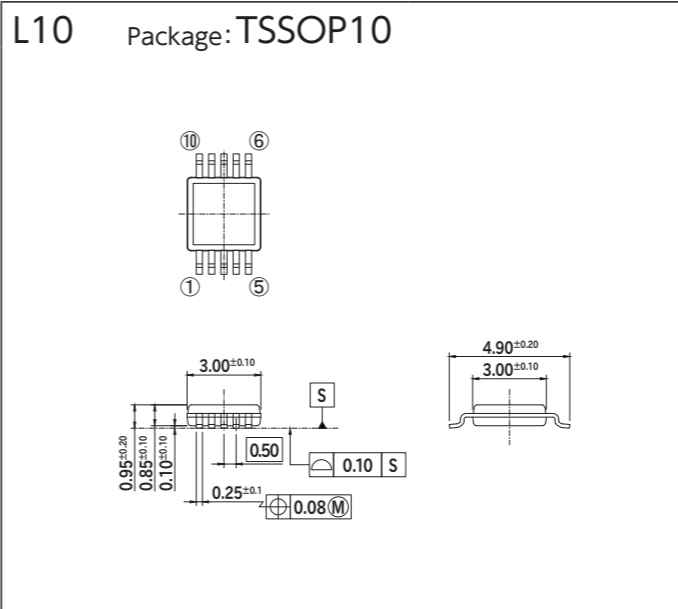
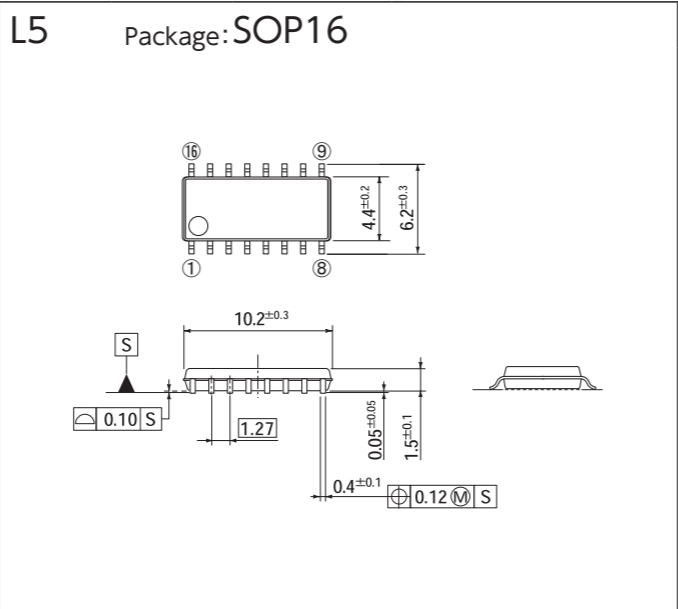
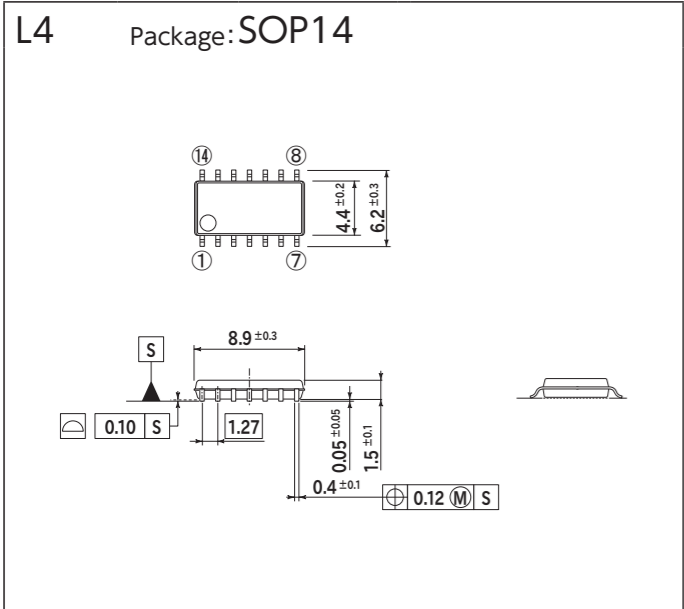
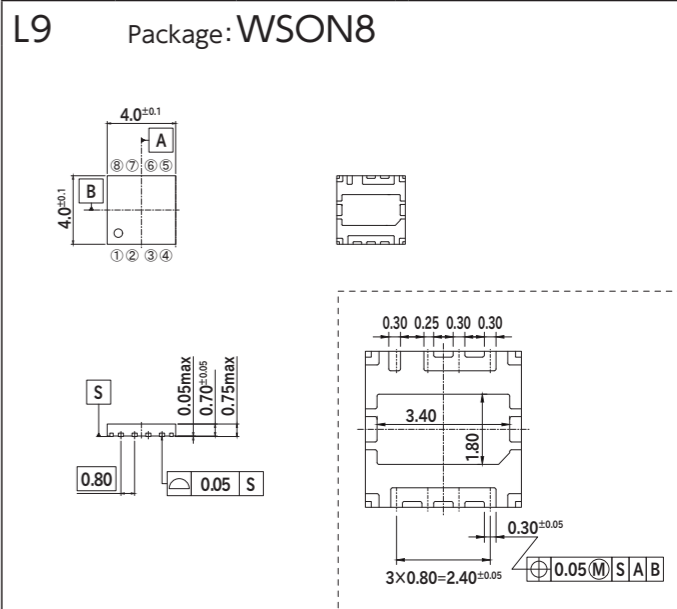
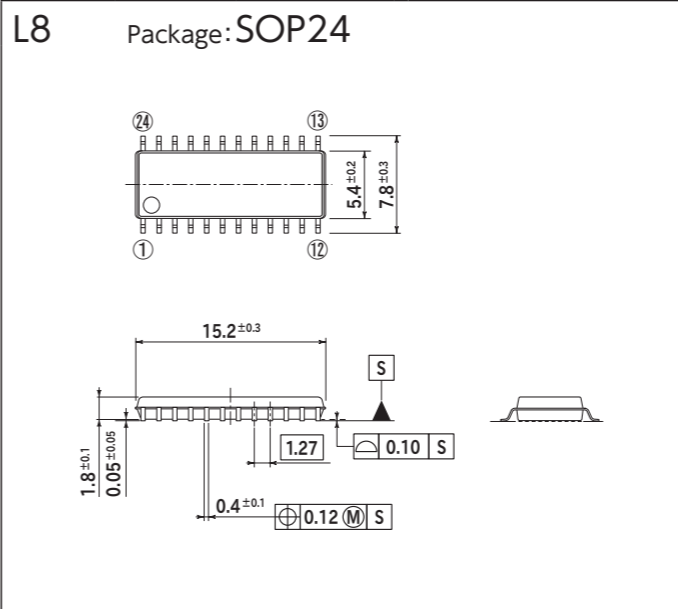
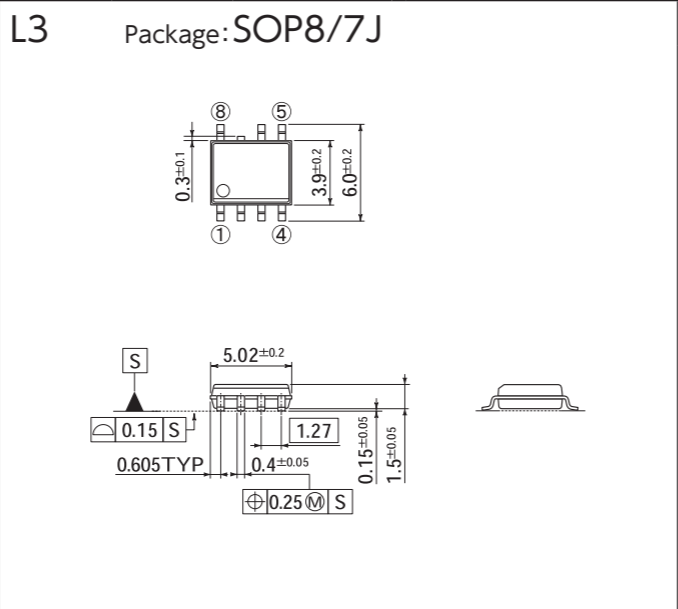
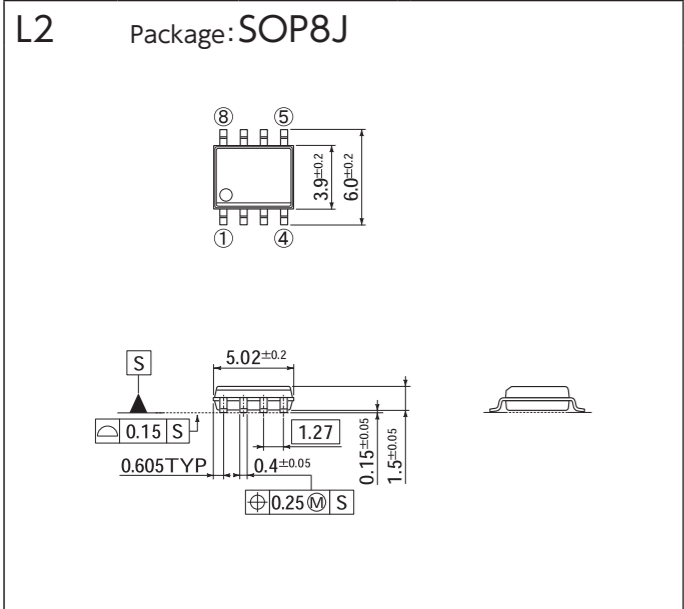
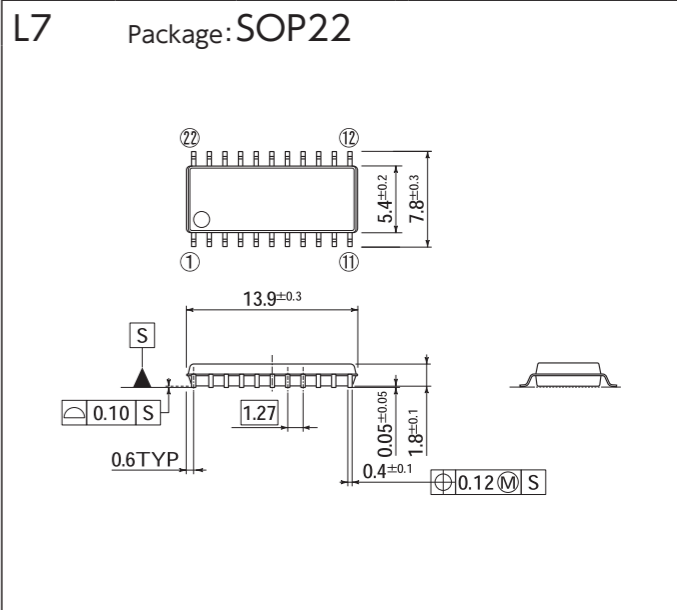
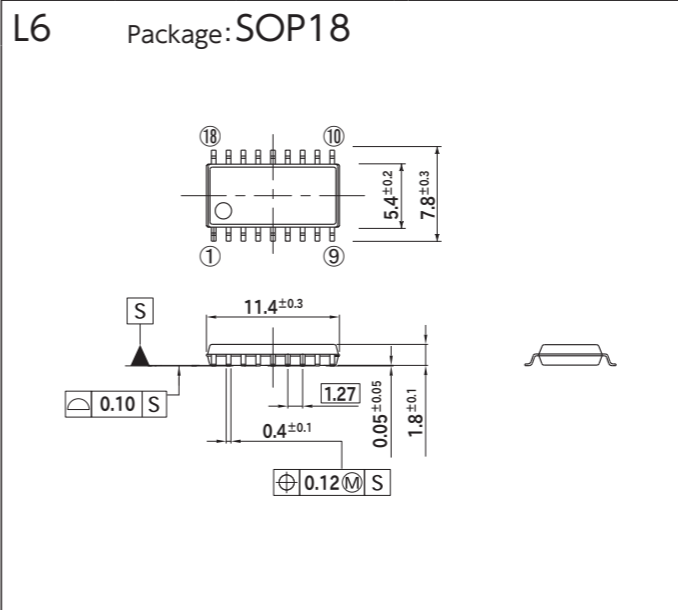
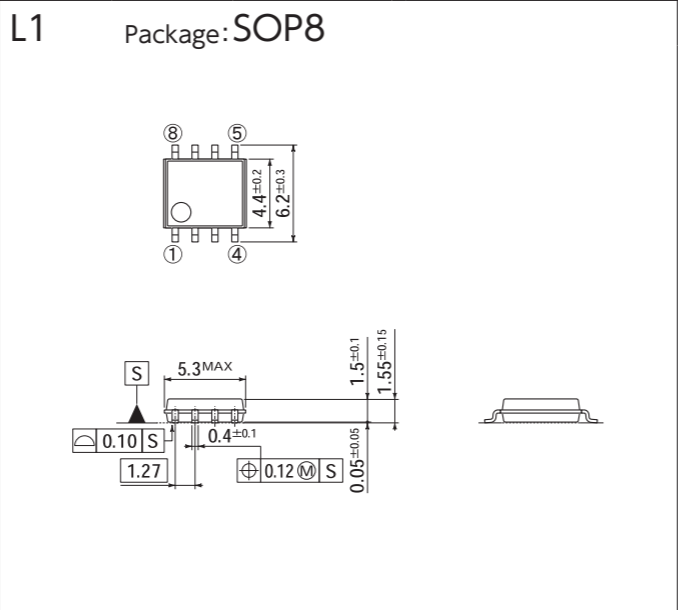
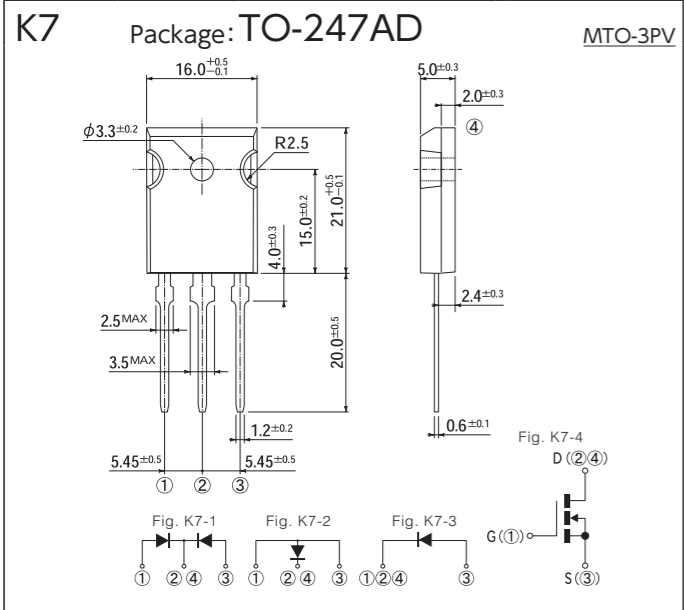
OUTLINE DIMENSIONS

[Unit:mm]



OUTLINE DIMENSIONS

[Unit:mm]



OUTLINE DIMENSIONS

PACKING SPECIFICATION

Order Quantity & Packing Dimensions List

Please make your order: 'more than Inner Box Quantities' and 'a multiple of each Packing Unit'

| Package | | | Fig. | Spec Code | Terminal Plating | Weight (aprx.) | MSL | Remarks | Quantity | Inner Box | | Standard Packing | | Packing Box (mm) | | | |
|--------------------|------------|------------|------|-----------|------------------|----------------|------|----------|----------|-------------------------------|--------------------------|------------------|-------------|------------------|-----|-----|-----|
| JEDEC Package Code | JEITA Code | House Name | | | | | | | | Method | Quantity (Pcs./Box) | Pcs./Box | Weight (kg) | L | W | H | |
| - | - | AX057 | A1 | -5060 | Sn | 190mg | - | | 4,000 | Tape,Ammo-Pack 52mm | 4,000 | 32,000 | 7.5 | 330 | 280 | 270 | |
| | | | | -5070 | | | | Standard | 3,000 | Tape,Ammo-Pack 26mm | 3,000 | 36,000 | 6.2 | 340 | 275 | 230 | |
| | | | | -7000 | | | | | 200 | Bulk | 200 | 20,000 | 5.9 | 480 | 355 | 230 | |
| | | | | -7060 | | | | Standard | 4,000 | Tape,Ammo-Pack 52mm | 4,000 | 64,000 | 14.0 | 325 | 325 | 420 | |
| | | | | -7061 | | | | | 4,000 | Tape&Reel,Diameter 300 φ 52mm | 4,000 | 20,000 | 6.3 | 325 | 325 | 420 | |
| | | | | -7070 | | | | | 3,000 | Tape,Ammo-Pack 26mm | 3,000 | 72,000 | 15.7 | 325 | 325 | 420 | |
| | | | | -7000 | | | | | 200 | Bulk | 200 | 16,000 | 7.9 | 480 | 355 | 230 | |
| | | | | -7060 | | | | Standard | 2,000 | Tape,Ammo-Pack 52mm | 2,000 | 32,000 | 14.7 | 325 | 325 | 420 | |
| | | | | -7070 | | | | | 1,500 | Tape,Ammo-Pack 26mm | 1,500 | 18,000 | 7.2 | 325 | 325 | 260 | |
| | | | | -5000 | | | | | 200 | Bulk | 200 | 16,000 | 7.9 | 480 | 355 | 230 | |
| | | | | -5060 | | | | Standard | 2,000 | Tape,Ammo-Pack 52mm | 2,000 | 16,000 | 7.5 | 325 | 325 | 260 | |
| | | | | -5070 | | | | | 1,500 | Tape,Ammo-Pack 26mm | 1,500 | 18,000 | 7.2 | 325 | 325 | 260 | |
| | | | | -7000 | | | | | 200 | Bulk | 200 | 16,000 | 11.1 | 480 | 355 | 230 | |
| | | | | -7060 | | | | Standard | 1,200 | Tape,Ammo-Pack 52mm | 1,200 | 18,000 | 14.4 | 325 | 325 | 420 | |
| | | | | -7061 | | | | | 2,500 | Tape&Reel,Diameter 300 φ 52mm | 2,500 | 12,500 | 10.8 | 325 | 325 | 420 | |
| | | | | -5000 | | | | | 200 | Bulk | 200 | 16,000 | 11.1 | 480 | 355 | 230 | |
| | | | | -5060 | | | | Standard | 1,200 | Tape,Ammo-Pack 52mm | 1,200 | 9,600 | 7.3 | 325 | 325 | 260 | |
| | | | | -5061 | | | | | 2,500 | Tape&Reel,Diameter 300 φ 52mm | 2,500 | 12,500 | 10.8 | 325 | 325 | 420 | |
| | | | | -5000 | | | | | 200 | Bulk | 200 | 16,000 | 17.5 | 480 | 355 | 230 | |
| | | | | -5060 | | | | Standard | 1,200 | Tape,Ammo-Pack 52mm | 1,200 | 9,600 | 11.2 | 325 | 325 | 260 | |
| | | | | -5061 | | | | | 2,500 | Tape&Reel,Diameter 300 φ 52mm | 2,500 | 10,000 | 13.0 | 350 | 355 | 350 | |
| DO-219AB similar | SC-109 | G1F | SMD | B1 | -5063R | Sn | 12mg | 1 | 4,000 | Tape&Reel,Diameter 180 φ | 24,000 | 48,000 | 1.6 | 180 | 205 | 210 | |
| DO-219AA similar | - | M1F | SMD | B2 | -6063 | Sn | 25mg | 1 | 2,500 | Tape&Reel,Diameter 180 φ | 15,000 | 75,000 | 4.5 | 405 | 210 | 220 | |
| | | | | | -5103 | | | | 100 | Magazine | 100 | 15,000 | 2.3 | 545 | 145 | 110 | |
| DO-214AC | - | 1F | SMD | B3 B4 | -5053 -5073 | Sn | 60mg | 1 | Standard | 2,000 | Tape&Reel,Diameter 180 φ | 8,000 | 40,000 | 4.1 | 340 | 195 | 205 |
| | | | | | | | | | 7,500 | Tape&Reel,Diameter 330 φ | 45,000 | 90,000 | 10.8 | 395 | 245 | 395 | |
| | | | | | | | | | 3,000 | Tape&Reel,Diameter 180 φ | 12,000 | 24,000 | 1.6 | 180 | 205 | 210 | |
| | | | | | | | | Standard | 1,000 | Tape&Reel,Diameter 180 φ | 4,000 | 20,000 | 3.4 | 340 | 195 | 205 | |
| | | | | | | | | | 4,000 | Tape&Reel,Diameter 330 φ | 4,000 | 48,000 | 8.6 | 395 | 245 | 395 | |
| | | | | | | | | | 60 | Magazine | 60 | 18,000 | 5.2 | 545 | 145 | 110 | |
| | | | | | | | | Standard | 750 | Tape&Reel,Diameter 180 φ | 3,000 | 15,000 | 4.2 | 340 | 195 | 205 | |
| | | | | | | | | | 3,000 | Tape&Reel,Diameter 330 φ | 3,000 | 36,000 | 9.2 | 395 | 245 | 395 | |
| | | | | | | | | | 1,000 | Tape&Reel,Diameter 180 φ | 1,000 | 20,000 | 3.6 | 340 | 195 | 205 | |
| | | | | | | | | | 100 | Magazine | 100 | 15,000 | 3.2 | 545 | 145 | 110 | |
| | | | | | | | | | S1ZA | 750 | Tape&Reel,Diameter 180 φ | 3,000 | 15,000 | 4.0 | 340 | 195 | 205 |
| | | | | | | | | | S1ZB | 750 | Tape&Reel,Diameter 180 φ | 3,000 | 15,000 | 4.0 | 405 | 210 | 220 |
| | | | | | | | | | Standard | 3,000 | Tape&Reel,Diameter 330 φ | 3,000 | 15,000 | 4.6 | 340 | 340 | 120 |
| | | | | | | | | | S1ZB | 100 | Magazine | 100 | 10,000 | 2.1 | 545 | 145 | 110 |
| | | | | | | | | | 70 | Magazine | 70 | 5,600 | 4.1 | 545 | 145 | 100 | |
| | | | | | | | | | 1,000 | Tape&Reel,Diameter 250 φ | 1,000 | 10,000 | 5.5 | 275 | 285 | 295 | |
| | | | | | | | | | 70 | Magazine | 70 | 5,600 | 4.1 | 545 | 145 | 100 | |
| | | | | | | | | | 70 | Magazine | 70 | 5,600 | 4.1 | 545 | 145 | 100 | |
| | | | | | | | | | Standard | 1,000 | Tape&Reel,Diameter 250 φ | 1,000 | 10,000 | 5.5 | 275 | 285 | 295 |
| | | | | | | | | | 70 | Magazine | 70 | 5,600 | 4.1 | 545 | 145 | 100 | |
| | | | | | | | | | 50 | Magazine | 50 | 4,000 | 4.4 | 545 | 145 | 110 | |
| | | | | | | | | | 1,000 | Tape&Reel,Diameter 330 φ | 3,000 | 6,000 | 5.5 | 395 | 245 | 395 | |
| | | | | | | | | | 2,000 | Tape&Reel,Diameter 380 φ | 2,000 | 10,000 | 7.8 | 395 | 245 | 395 | |
| | | | | | | | | | 50 | Magazine | 50 | 4,000 | 4.4 | 545 | 145 | 110 | |
| | | | | | | | | | 500 | Bulk | 500 | 2,500 | 4.0 | 210 | 188 | 200 | |
| | | | | | | | | | 100 | Bulk | 100 | 6,000 | 14.4 | 410 | 380 | 170 | |
| | | | | | | | | | 50 | Bulk | 250 | 2,000 | 9.5 | 310 | 285 | 196 | |
| | | | | | | | | | 50 | Bulk | 250 | 2,000 | 14.5 | 330 | 330 | 215 | |
| | | | | | | | | | 250 | Bulk | 250 | 2,000 | 7.4 | 287 | 301 | 169 | |
| | | | | | | | | | 250 | Bulk | 250 | 2,000 | 9.0 | 327 | 329 | 185 | |
| | | | | | | | | | 100 | Bulk | 100 | 400 | 9.8 | 351 | 269 | 164 | |
| | | | | | | | | | 40 | Tray | 40 | 200 | 5.6 | 503 | 356 | 135 | |
| | | | | | | | | | 40 | Tray | 40 | 200 | 5.6 | 503 | 356 | 135 | |
| | | | | | | | | | 40 | Tray | 40 | 200 | 5.6 | 503 | 356 | 135 | |
| | | | | | | | | | Standard | 300 | Tape&Reel,Diameter 255 φ | 300 | 1,500 | 5.0 | 280 | 275 | 190 |
| | | | | | | | | | 600 | Tape&Reel,Diameter 330 φ | 600 | 1,800 | 5.5 | 335 | 345 | 110 | |
| | | | | | | | | | 100 | Tray | 100 | 500 | 7.0 | 375 | 285 | 160 | |
| | | | | | | | | | 100 | Tray | 100 | 1,000 | 3.6 | 265 | 255 | 170 | |

Exterior packaging is an example. Depending on the quantity ordered, the number of incoming, outline and weight may change.

Please make your order: 'more than Inner Box Quantities' and 'a multiple of each Packing Unit'

| Package | | | Fig. | Spec Code | Terminal Plating | Weight (aprx.) | MSL | Remarks | Quantity | Inner Box | | Standard Packing | | Packing Box (mm) | | |
|--------------------|------------|------------|------|----------------|------------------|----------------|--------|---------|----------|-----------|--------------------------|------------------|-------------|------------------|-----|-----|
| JEDEC Package Code | JEITA Code | House Name | | | | | | | | Method | Quantity (Pcs./Box) | Pcs./Box | Weight (kg) | L | W | H |
| - | - | S4VB | THD | E4 | -5000 | Sn-Ag-Cu | 5.2g | - | 100 | Tray | 100 | 1,000 | 5.9 | 315 | 285 | 220 |
| - | - | S5VB | THD | E5 | -5000 | Sn-Ag-Cu | 9.1g | - | 100 | Tray | 100 | 1,000 | 10.4 | 415 | 285 | 300 |
| - | - | S10VB | THD | E6 | -5000 | Sn-Ag-Cu | 8.0g | - | 100 | Tray | 100 | 1,000 | 9.3 | 375 | 285 | 270 |
| - | - | S15VB | THD | E7 | -4000 | Ag | 16g | - | 100 | Tray | 100 | 500 | 9.0 | 415 | 285 | 180 |
| - | - | S25VB | THD | E8 | -4000 | Ag | 21g | - | 60 | Bulk | 60 | 300 | 7.0 | 335 | 205 | 165 |
| - | - | S50VB | THD | E9 | -4000 | Ag | 28g | - | 50 | Tray | 50 | 200 | 6.2 | 335 | 205 | 165 |
| - | - | S3WB | THD | E10 | -5000 | Sn-Ag-Cu | 5.1g | - | 100 | Tray | 100 | 1,000 | 6.1 | 315 | 285 | 220 |
| - | - | S10WB | THD | E11 | -5000 | Sn-Ag-Cu | 9.0g | - | 100 | Tray | 100 | 1,000 | 9.3 | 375 | 285 | 270 |
| - | - | S15WB | THD | E12 | -5000 | Sn-Ag-Cu | 16g | - | 100 | Tray | 100 | 1,000 | 15.1 | 415 | 285 | 300 |
| - | - | S20WB | THD | E13 | -5000 | Sn-Ag-Cu | 20g | - | 100 | Tray | 100 | 700 | 15.0 | 415 | 285 | 300 |
| - | - | SVTA | THD | E14 | -5000 | Sn-Ag-Cu | 30g | - | 50 | Tray | 50 | 250 | 8.7 | 460 | 295 | 240 |
| - | - | SVT | THD | E15 | -4000 | Ag | 31g | - | 45 | Bulk | 200 | 200 | 13.6 | 335 | 205 | 165 |
| - | - | MODULE | - | F1 F2 F3 | -4000 | Ni | 42-66g | - | 25 | Tray | 100 | 200 | 13.4 | 480 | 330 | 210 |
| - | - | MG001 | THD | F4 | -7101 | Sn-Bi | 10g | - | 15 | Magazine | 15 | 450 | 7.1 | 623 | 232 | 144 |
| - | - | MG031 | THD | F5 | -7101 | Sn-Bi | 7.7g | - | 12 | Magazine | 12 | 600 | 8.5 | 573 | 281 | 127 |
| - | - | MG032 | - | F6 | -4500 | Ni | 340g | - | 24 | Tray | 24 | 24 | 8.0 | 610 | 315 | 140 |
| - | - | MG038 | - | F7 | -4500 | Ni | 180g | - | 40 | Tray | 40 | 40 | 9.0 | 425 | 360 | 155 |
| - | - | MG048 | THD | F8 | -7101 | Sn-Bi | 7.7g | - | 9 | Magazine | 9 | 108 | 4.9 | 533 | 244 | 130 |
| - | - | MG060 | - | F9 | -4500 | Ni | - | - | 40 | Tray | 40 | 40 | 9.0 | 425 | 360 | 155 |
| - | - | MG061 | - | F10 | -4500 | Ni | - | - | 40 | Tray | 40 | 40 | 11.0 | 425 | 360 | 155 |
| - | - | - | - | G1 | -5101 | Sn | - | 1 | Standard | 1,500 | Tape&Reel,Diameter 250 φ | 1,500 | 6,000 | 2.9 | | |