

Datasheet

0.69-0.96GHz, 1.7-2.7GHz
External / In-building



Stick Antenna

Features:

High performing full 4G LTE band antenna with SMA/RP-SMA connector for indoor applications

Applications:

- CPE – Router, Set-top boxes, Gateway
- IoT devices
- 4G LTE Mesh
- Smart Metering
- Robotics



Electrical Specifications

Antenna Characteristics

Antenna Type	Radiation Pattern	Polarization	Max. Input Power	Impedance
Stick Antenna	Omni	Linear	1W	50Ω

Frequency (GHz)	0.69~0.96	1.71~2.17	2.3~2.7
Return Loss (dB)	< -6	< -10	< -10
Gain, Peak / Average (dB)	4.7 / -3.7	4.0 / -1.5	4.1 / -1.2
Efficiency / Average (%)	43	71	76

Mechanical Specifications

Environmental

Temperature Range (°C)	-40 to 85
Humidity	Non-condensing 65°C 95% RH

RoHS Compliant

Part Number	Length (mm)	Weight (g)	Connector Type	Radome
ST0326-30-004-A	151	15.82	SMA Plug	ABS
ST0326-30-504-A	151	15.82	RP-SMA Plug	ABS

Mechanical Drawing

ST0326-30-004-A

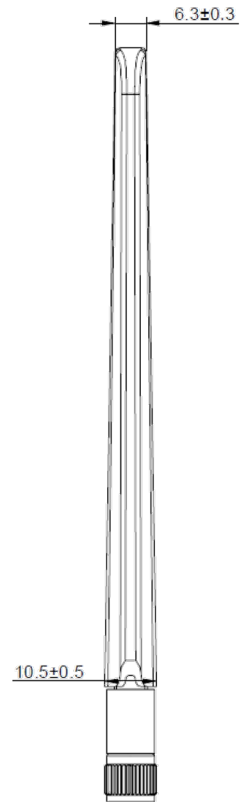
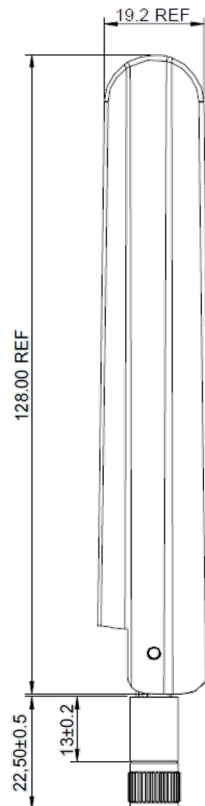


SMA Plug




RP-SMA Plug

ST0326-30-504-A

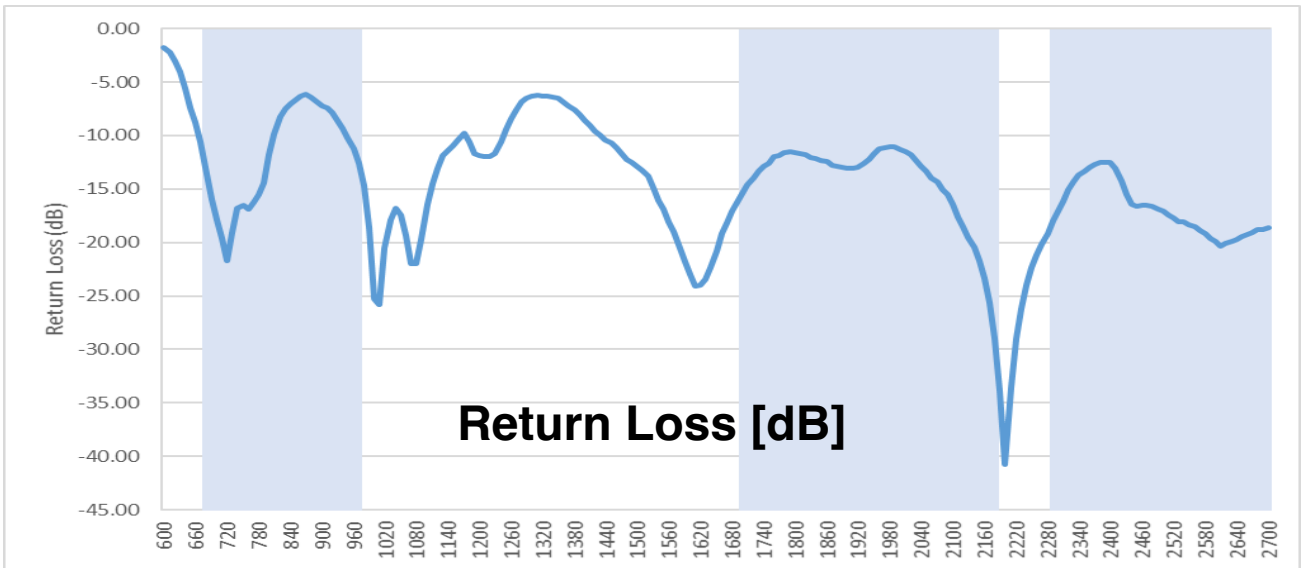


Charts in Free Space

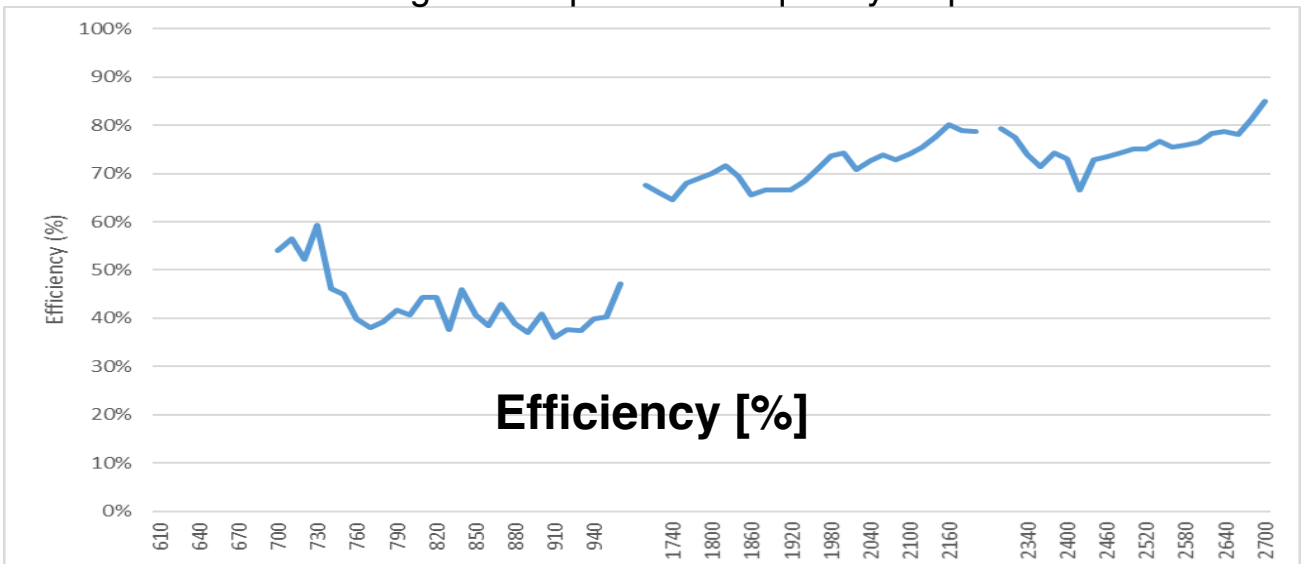


ST0326-30-004-A

Test setup, measurement performed in 3D Anechoic Chamber

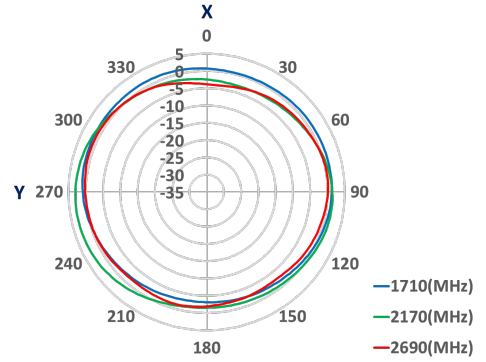
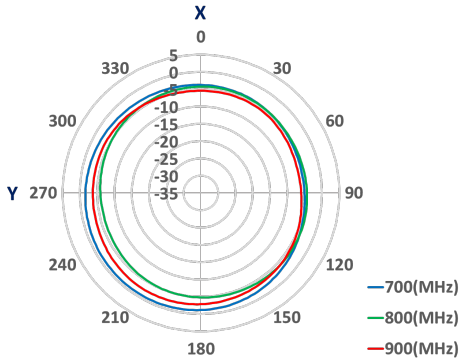


Blue background represents frequency response.

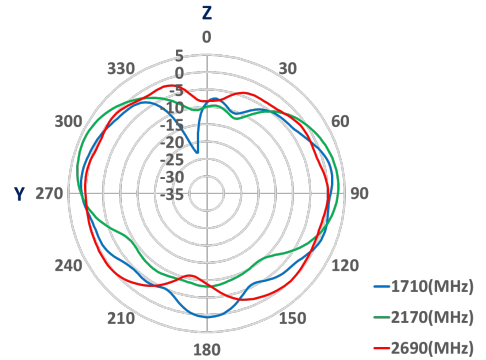
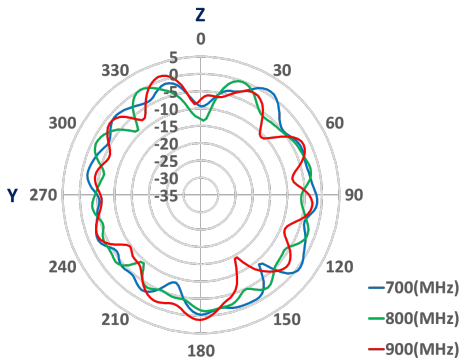


Radiation Pattern - Free Space

XY - Plane



YZ - Plane



XZ - Plane

