

Datasheet

NFC Reader

PCB / Embedded

Features:

Thin, semi-flexible structure
 Easily assembles to device covers or mechanics
 Well-known antenna concept, reliable technology

Applications:

Mobile devices
 Payment terminals
 Sharing / pairing



30 x 34 x 0.6mm

NFC Antenna



Electrical Specifications

Antenna Characteristics (Contains Ferrite)

Frequency (MHz)*	13.56
Impedance (Ω)*	20~30
Inductance (μ H)**	1.74
Resistance (Ω)**	1.03
Self Resonance Frequency (MHz)**	83.67
Q-Factor**	65.2
Ferrite Permeability (μ')	150

* With matching network.

** Bare coil without any matching network.

Mechanical Specifications

Environmental


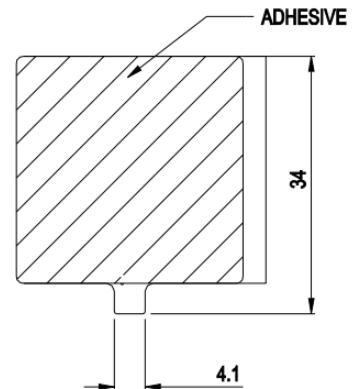

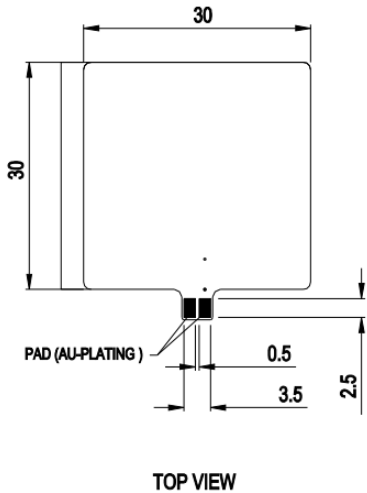
Temperature Range (°C)	-40 to 85
Humidity	Non-condensing 65°C 95% RH

RoHS Compliant

Part Number	Dimension (mm)	Weight (g)	Material	Adhesive
ST0815-11-N01-A	30 x 34 x 0.6	1.4	FR-4 + Ferrite	3M 467

Mechanical Drawing

Unit : mm



ST0815-11-N01-A