

Datasheet

2.4-2.5GHz

External / In-building

Features:

High performing Wi-Fi antenna with SMA / RP-SMA for indoor applications.

Applications:

- CPE - Router, Set-top boxes & Gateway
- IoT devices
- Wi-Fi Mesh
- Smart Metering
- Robotics



Stick Antenna



Electrical Specifications

Antenna Characteristics

Antenna Type	Radiation Pattern	Polarization	Max. Input Power	Impedance
Stick Antenna	Omni	Linear	1W	50Ω

Frequency (GHz)	2.4~2.5
Return Loss (dB)	< -10
Peak Gain (dBi)	1.5
Average Gain (dB)	-3.3
Efficiency (%)	47

Mechanical Specifications

Environmental

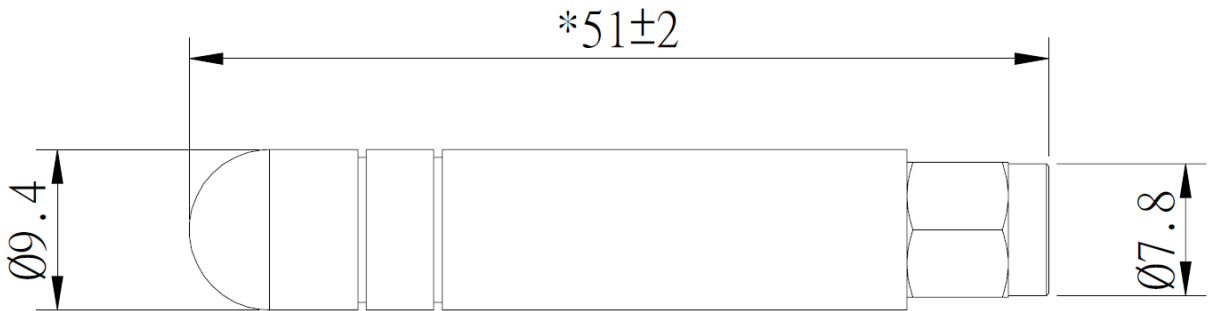
Temperature Range (°C)	-40 to 85
Humidity	Non-condensing 65°C 95% RH

RoHS Compliant

Part Number	Length (mm)	Weight (g)	Connector Type	Radome
ST1226-20-501-A	51	6.48	RP-SMA	ABS
ST1226-20-001-A	51	6.48	SMA	ABS

Mechanical Drawing

Unit : mm



SMA Plug


ST1226-20-501-A



RP-SMA Plug

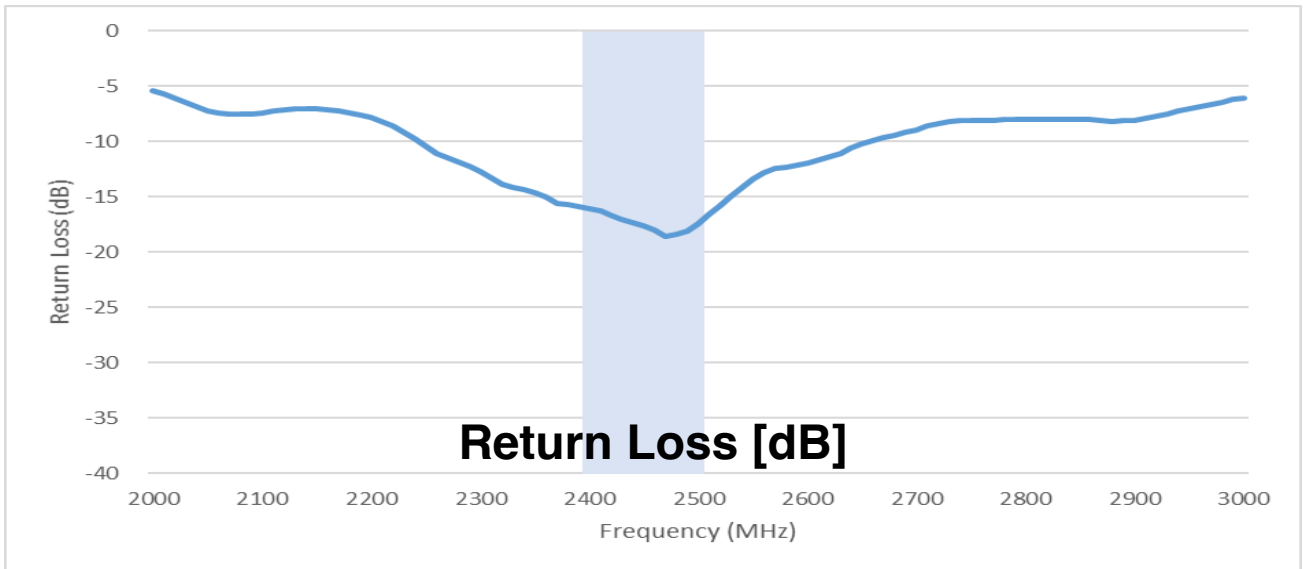
ST1226-20-001-A

Charts In Free Space

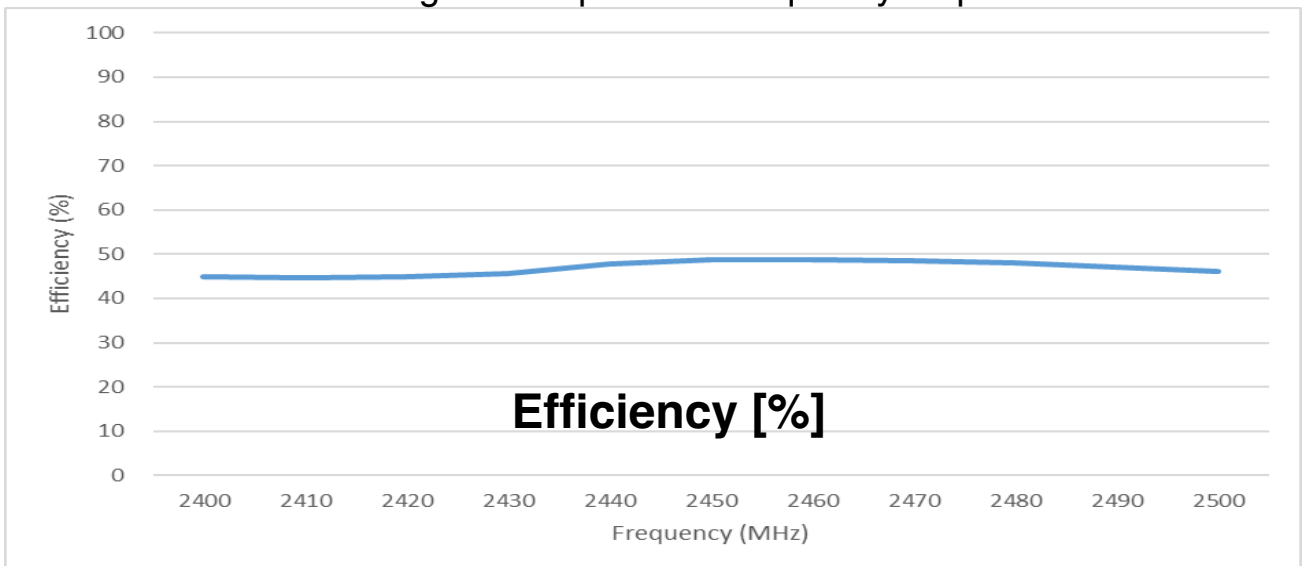


ST1226-20-501-A

Test setup, measurement performed in 3D anechoic chamber.

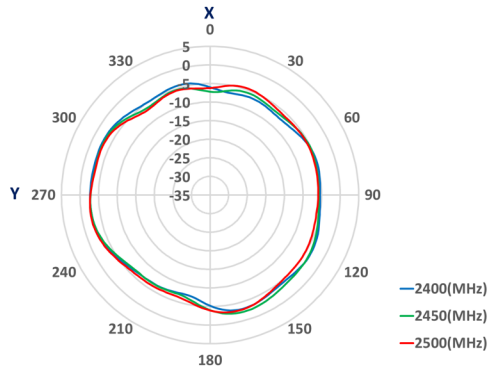


Blue background represents frequency response.

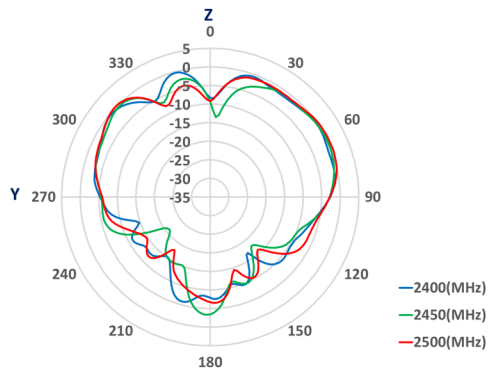


Radiation Pattern - Free Space

XY - Plane



YZ - Plane



XZ - Plane

