

Datasheet

0.69-0.96GHz, 1.7-5.9GHz

External / In-building



Stick Antenna

Features:

High performing 4G LTE / 5G NR antenna with SMA/RP-SMA connector for indoor applications

Applications:

- CPE – Router, Set-top boxes, Gateway
- IoT devices
- 4G LTE & 5G NR Mesh
- Smart Metering
- Robotics



Electrical Specifications

Antenna Characteristics

Antenna Type	Radiation Pattern	Polarization	Max. Input Power	Impedance
Stick Antenna	Linear	Omni	2W	50Ω

Frequency (GHz)	0.69 – 0.96	1.72 – 2.17	2.3 – 2.69	3.3 – 5.85
Return Loss (dB)	< -10	< -10	< -10	< -6
Gain, Peak / Average (dB)	5.1 / -4.6	3.9 / -2.0	4.0 / -2.3	3.2 / -2.4
Efficiency / Average (%)	35	63	58	57

Mechanical Specifications

Environmental

Temperature Range (°C)

-40 to 85

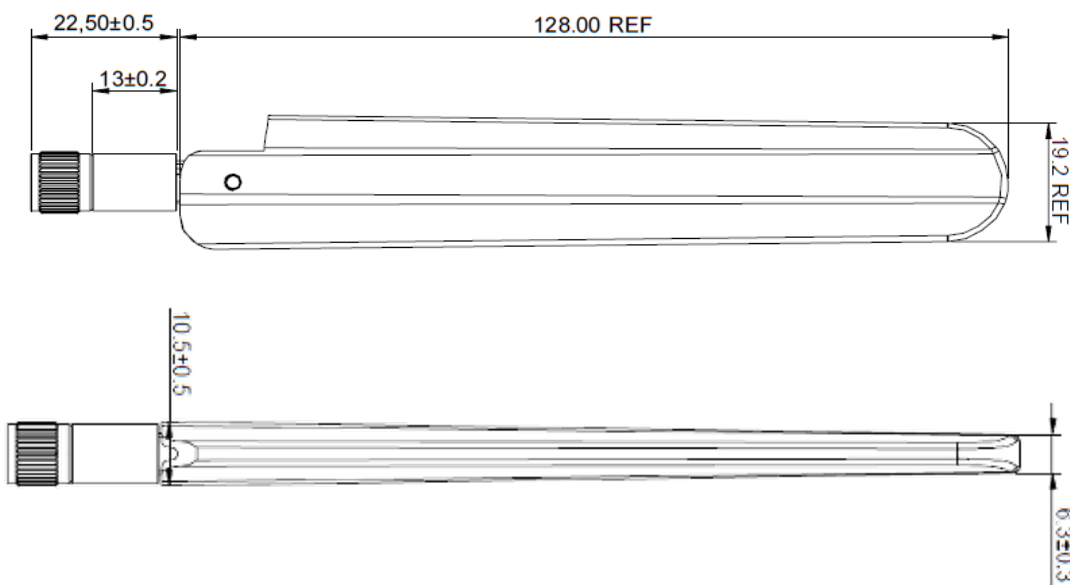
Humidity

Non-condensing 65°C 95% RH

RoHS Compliant

Part Number	Length (mm)	Weight (g)	Connector Type	Radome
ST1326-30-001-A	151	15.55	SMA Plug	ABS
ST1326-30-501-A	151	15.55	RP-SMA Plug	ABS

Mechanical Drawing



SMA Plug


ST1326-30-001-A



RP-SMA Plug

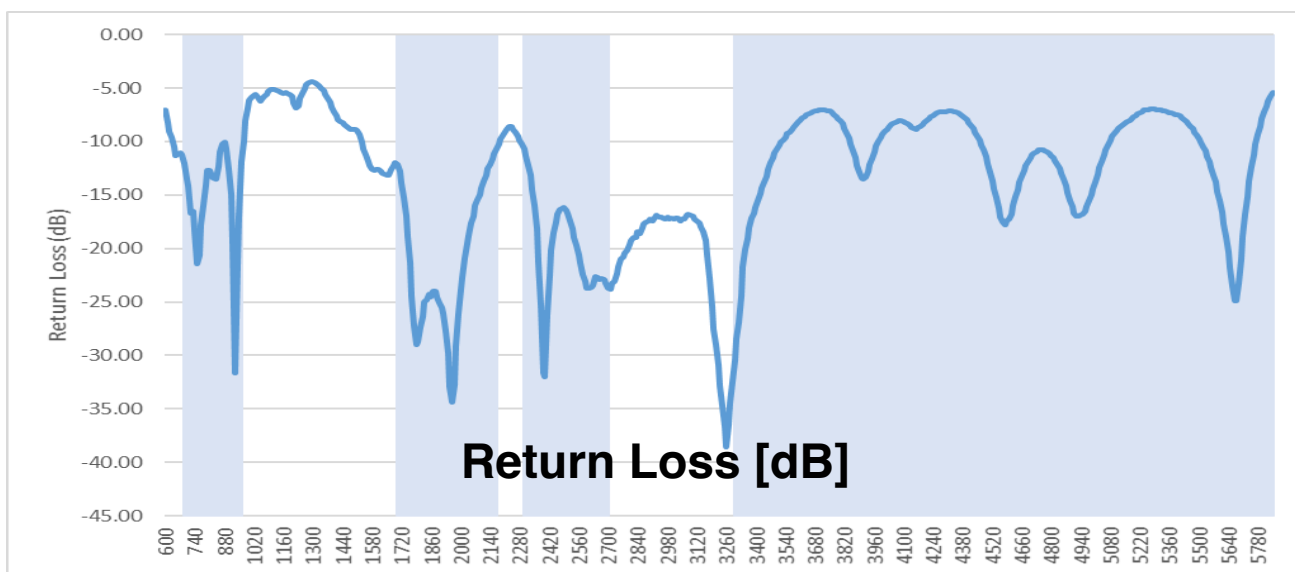
ST1326-30-501-A

Charts in Free Space

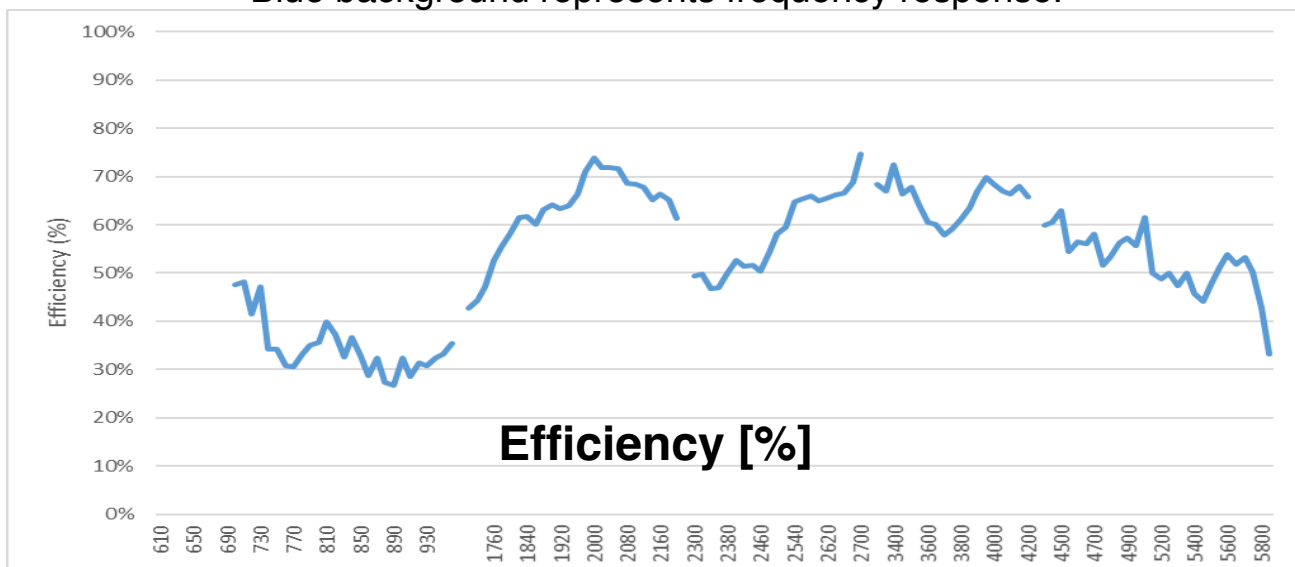


ST1326-30-001-A

Test setup, measurement performed in 3D Anechoic Chamber

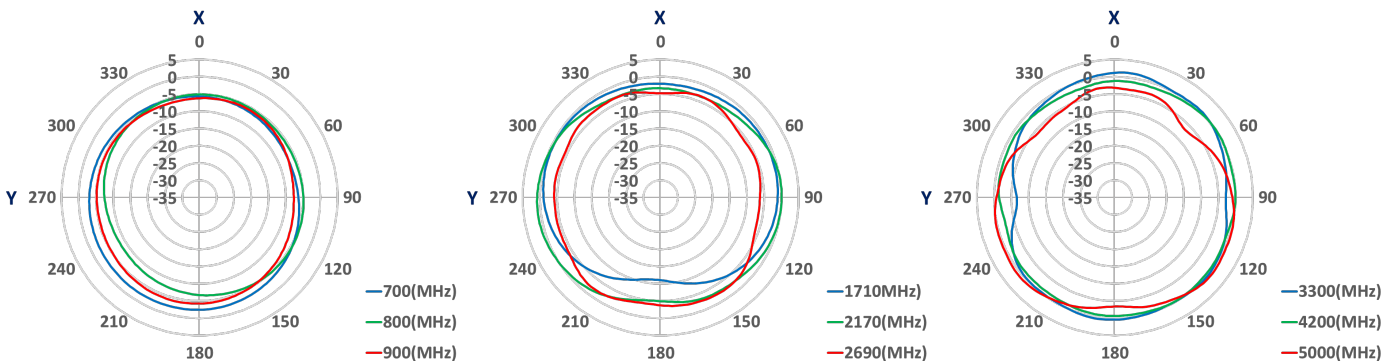


Blue background represents frequency response.

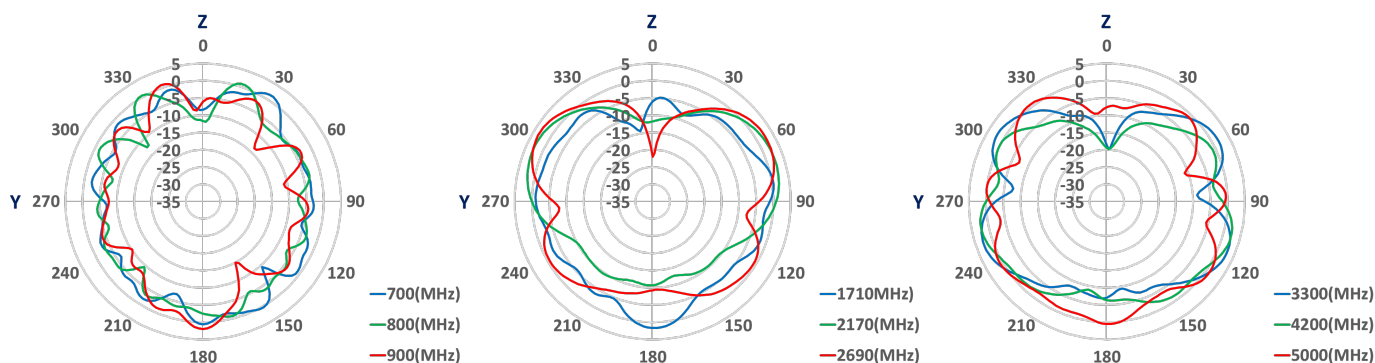


Radiation Pattern - Free Space

XY - Plane



YZ - Plane



XZ - Plane

