
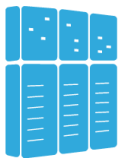


Single high-side driver based on IPS161H



Features

- Operating voltage range: 8 to 60 V
- Operating current: 0.5 A max
- Programmable cut-off delay time
- Reverse polarity protection
- Galvanic isolation on PCB
- Input pins compatible with V_{CC} rails
- Green LED for channel ON/OFF status
- Red LED for Common Diagnostics on:
 - open load in OFF state
 - cut-off
 - thermal protection
- Microcontroller interface
- Compliant with IEC 61000-4-2, IEC61000-4-4 and IEC 61000-4-5
- RoHS compliant



Description

The [STEVAL-IFP034V1](#) evaluation board is designed to analyze the [IPS161H](#) device functionality.

It provides galvanic isolation between the user interface and the power interface through optical isolation implemented with optocouplers OPTO1 for forward signals to the device and OPT2 for diagnostic feedback signals.

IEC 61000-4-2, IEC61000-4-4 and IEC 61000-4-5 compliance is achieved by the IPS161H itself and the U1 component (the external TVS between V_{CC} supply rail and power ground).

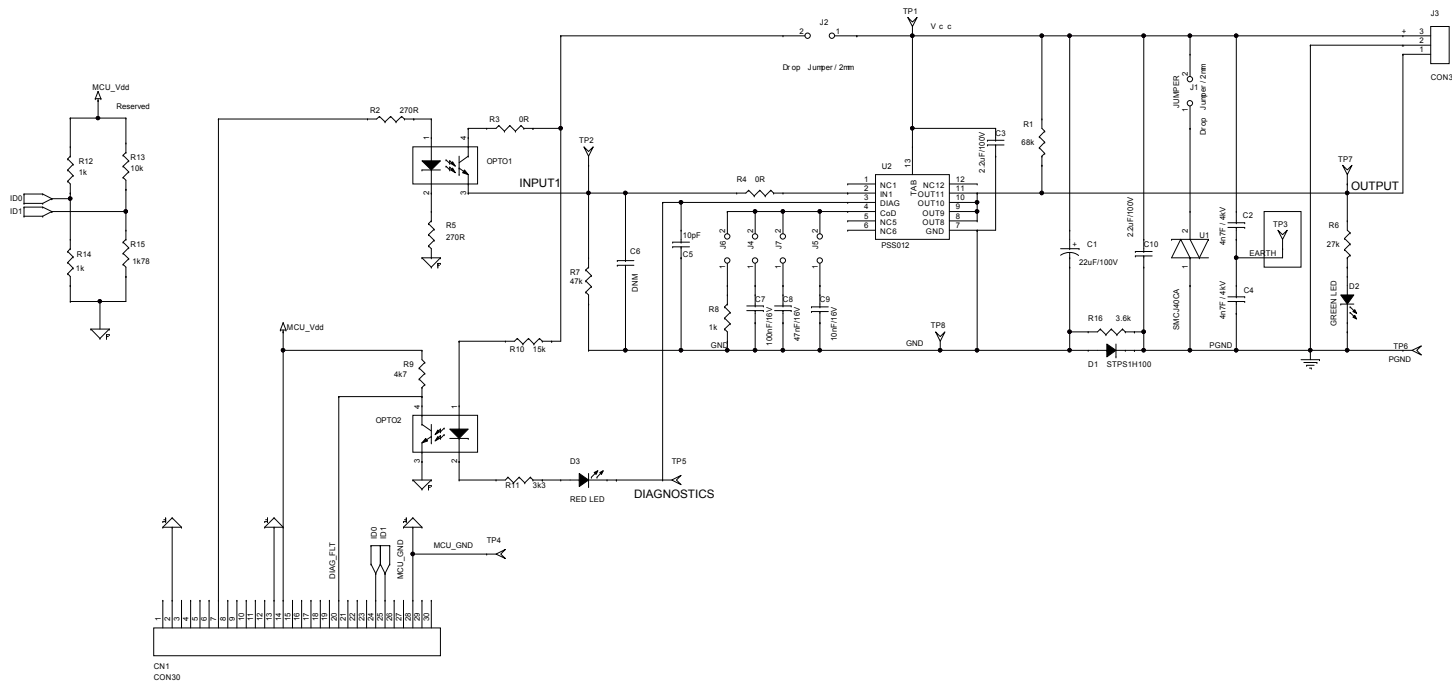
A dedicated GUI interface helps you test IPS161H functionality. To use it, ensure the STEVAL-IFP034V1 is connected via a 30-way flat cable to a [STEVAL-PCC009V2](#), which is connected via USB to the PC running the GUI.

Product summary

Single high side driver based on IPS161H	STEVAL-IFP034V1
Single high-side switch for safety integrity level (SIL2 and SIL3) compliant systems	IPS161H

1 Schematic diagram

Figure 2. STEVAL-IFP034V1 board schematic



Revision history

Table 1. Document revision history

Date	Version	Changes
18-Jan-2017	1	Initial release.
10-May-2019	2	Updated Section 1 Schematic diagram Added new logos and product summary table in first page